














1. Please indicate the Associate in Science Degree you completed through Edison State College (select all that apply):

		Response Percent	Response Count
Accounting Technology		20.0%	3
Business Administration and Management		60.0%	9
Drafting and Design Technology		20.0%	3
Other (please specify)			0
		answered question	15
		skipped question	1





2. Please indicate the semester you graduated from ESC with your A.S. Degree:

		Response Percent	Response Count
May 2007		0.0%	0
August 2007		0.0%	0
December 2007		0.0%	0
May 2008		0.0%	0
August 2008		0.0%	0
December 2008		0.0%	0
May 2009		18.8%	3
August 2009		0.0%	0
December 2009		0.0%	0
May 2010		12.5%	2
August 2010		6.3%	1
December 2010		25.0%	4
May 2011		25.0%	4
August 2011		12.5%	2
answered question			16
skipped question			0




3. Which of the following categories best describes your employment status?

		Response Percent	Response Count
Employed, working 1-39 hours per week		7.7%	1
Employed, working 40 or more hours per week		76.9%	10
Not employed, looking for work		7.7%	1
Not employed, NOT looking for work		7.7%	1
Retired		0.0%	0
Disabled, not able to work		0.0%	0
answered question			13
skipped question			3


4. Are you currently employed in an area related to the scope of your A.S. degree program?

		Response Percent	Response Count
Yes		61.5%	8
No, I do not wish to pursue a position within that area		7.7%	1
No, I have been unable to secure employment		23.1%	3
No, I have not met the qualifications for positions I have pursued		7.7%	1
answered question			13
skipped question			3




5. Have you assumed a professional role as a result of completing your A.S. Degree?

		Response Percent	Response Count
Yes- with my same employer		0.0%	0
Yes- with a new employer		0.0%	0
No- I have remained in the same position I held before earning my A.S.		84.6%	11
No- I have resigned from my position		7.7%	1
No- I have not sought employment		7.7%	1
answered question			13
skipped question			3



6. Have you experienced any professional or academic deficiencies that may be related to a course substitution you received?

		Response Percent	Response Count
No- My degree prepared me for work or continued education		100.0%	14
Yes (please provide specific details)		0.0%	0
answered question			14
skipped question			2



7. If you responded "yes" to experiencing deficiencies or difficulties, please provide your contact information here:

		Response Percent	Response Count
Name		100.0%	1
Preferred Email address		100.0%	1
Preferred phone number		100.0%	1
answered question			1
skipped question			15

8. Would you like to be contacted by a representative of Edison State College to discuss your situation?

		Response Percent	Response Count
Yes		21.4%	3
No		78.6%	11
answered question			14
skipped question			2

9. Have you continued your education in pursuit of a bachelor degree or higher credential?

		Response Percent	Response Count
Yes		57.1%	8
No		42.9%	6
answered question			14
skipped question			2

10. If you answered yes to question number 13 above, please provide us with additional details regarding your enrollment:

		Response Percent	Response Count
College/University	<div></div>	100.0%	8
Program/Major	<div></div>	75.0%	6
Expected graduation date	<div></div>	87.5%	7
Comments	<div></div>	25.0%	2
answered question			8
skipped question			8

11. Please rate the quality of the following services provided to you while enrolled at Edison State College:



	Excellent	Good	Neutral	Poor (please provide comment below)	Needs Improvement (please provide comment below)	Not applicable	Response Count
Academic Advising	23.1% (3)	30.8% (4)	38.5% (5)	0.0% (0)	7.7% (1)	0.0% (0)	13
Financial Assistance	38.5% (5)	30.8% (4)	7.7% (1)	0.0% (0)	7.7% (1)	15.4% (2)	13
Library/Learning Resources	53.8% (7)	30.8% (4)	15.4% (2)	0.0% (0)	0.0% (0)	0.0% (0)	13
Technology Resources (helpdesk)	53.8% (7)	30.8% (4)	7.7% (1)	0.0% (0)	0.0% (0)	7.7% (1)	13
Edison Online (for online courses)	61.5% (8)	38.5% (5)	0.0% (0)	0.0% (0)	0.0% (0)	0.0% (0)	13
Career Services	0.0% (0)	15.4% (2)	38.5% (5)	7.7% (1)	0.0% (0)	38.5% (5)	13
Tutoring/academic assistance	7.7% (1)	23.1% (3)	30.8% (4)	7.7% (1)	0.0% (0)	30.8% (4)	13

Please provide any comments or suggestions related to the above services



5

answered question	13
skipped question	3



12. I am prepared to analyze, synthesize and evaluate information (think critically)

		Response Percent	Response Count
Strongly Agree		78.6%	11
Agree		21.4%	3
Neutral		0.0%	0
Disagree		0.0%	0
Strongly Disagree		0.0%	0
answered question			14
skipped question			2



13. I am able to identify and apply mathematical and scientific principles and methods.

		Response Percent	Response Count
Strongly Agree		57.1%	8
Agree		42.9%	6
Neutral		0.0%	0
Disagree		0.0%	0
Strongly Disagree		0.0%	0
answered question			14
skipped question			2



14. I am prepared to demonstrate skills and use technology necessary to collect, verify, document, and organize information from a variety of sources.

		Response Percent	Response Count
Strongly Agree		71.4%	10
Agree		28.6%	4
Neutral		0.0%	0
Disagree		0.0%	0
Strongly Disagree		0.0%	0
answered question			14
skipped question			2

15. I am prepared to write effectively using standard English.

		Response Percent	Response Count
Strongly Agree		71.4%	10
Agree		28.6%	4
Neutral		0.0%	0
Disagree		0.0%	0
Strongly Disagree		0.0%	0
answered question			14
skipped question			2

16. I am prepared to identify, describe, and apply responsibilities, core civic beliefs, and values present in a diverse society.

		Response Percent	Response Count
Strongly Agree		64.3%	9
Agree		35.7%	5
Neutral		0.0%	0
Disagree		0.0%	0
Strongly Disagree		0.0%	0
		answered question	14
		skipped question	2