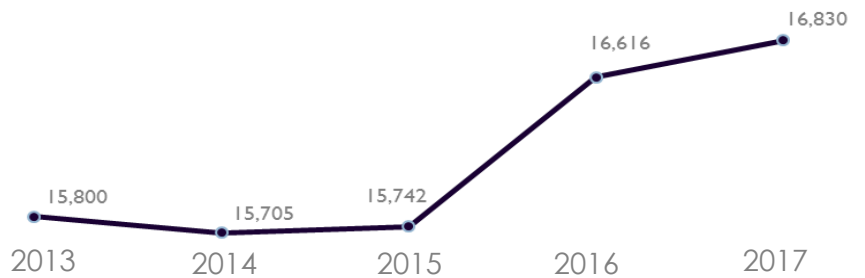


Florida SouthWestern State College

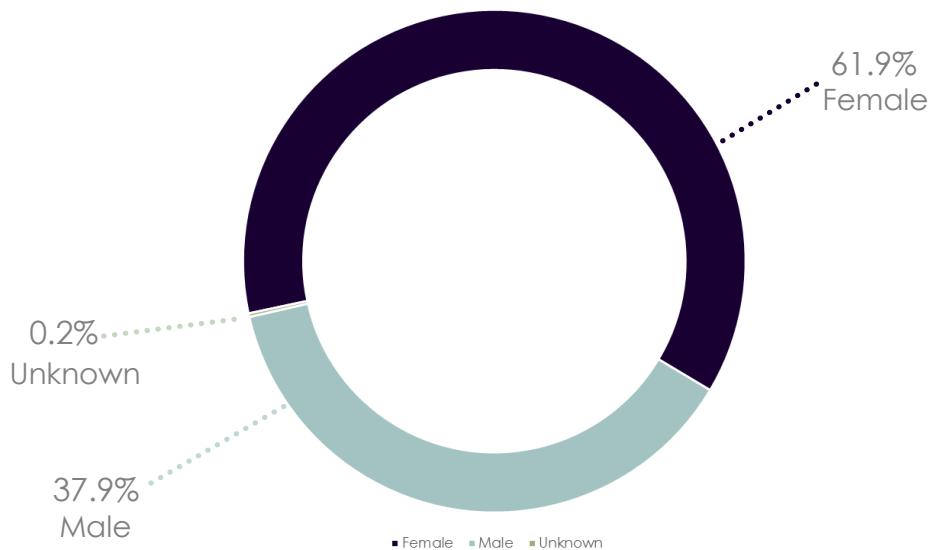
Fall 2017 Enrollment Summary

Headcount and 5-Year Trend

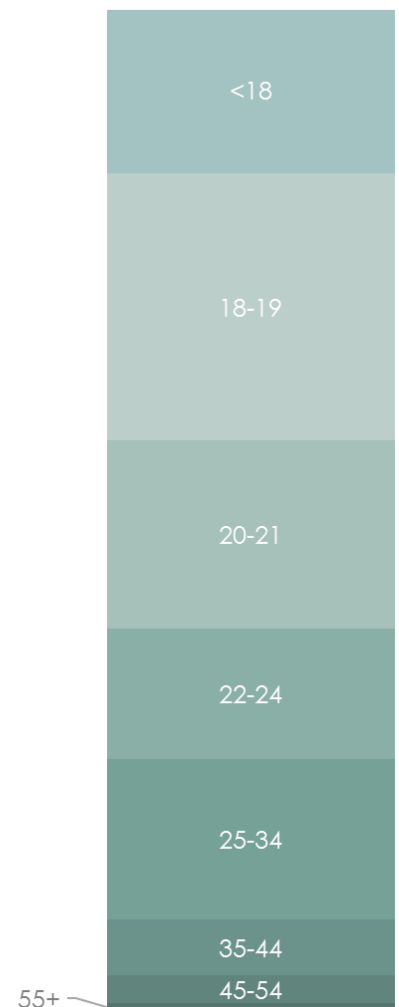

Full-Time	6,106
Part-Time	10,724
Total	16,830



Student Demographics



Average Age: 23



Florida SouthWestern State College

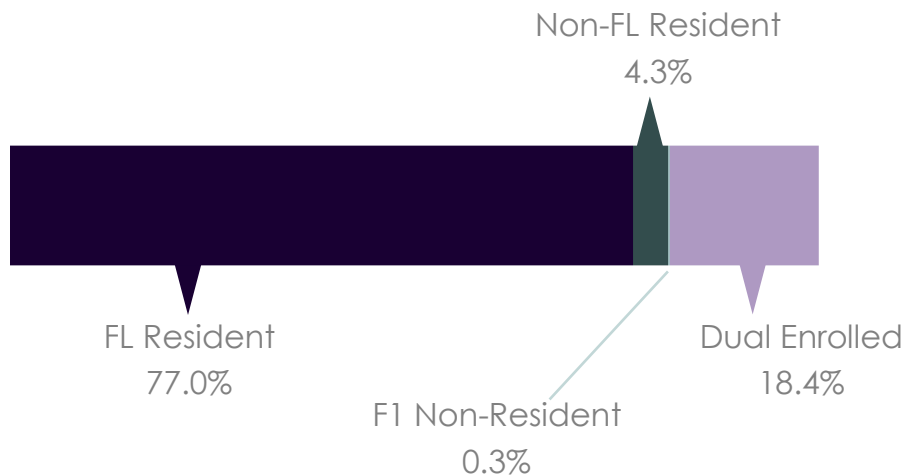
Fall 2017 Enrollment Summary

Full-Time Equivalent (FTE)



Credit Hour Production			FTE* per Campus	
	n	%		
Total	151,769	100.0%	Total	5,059
Lee	74,915	49.4%	Lee	2,497
Collier	26,539	17.5%	Collier	885
Charlotte	12,787	8.4%	Charlotte	426
Hendry/Glades	3,743	2.5%	Hendry/Glades	125
FSW Online	33,785	22.3%	FSW Online	1,126

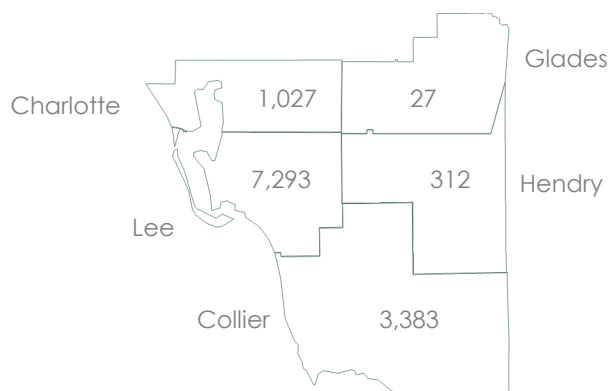
Headcount by Residency



Top 10 Primary Majors

AA General Studies: 10,187
AA Nursing Entry Focus: 1,345
Non-Degree Seeking: 659
BAS Supervision and Management: 508
AS Business Admin/Mgmt: 489
BS Nursing: 443
AA Dental Hygiene Focus: 308
AA Nursing Transition Focus: 252
AA Radiologic Technology Focus: 235
AS Emergency Medical Serv Tech: 208

Headcount by 5-County Service Area



*FTE (Full-Time Equivalent) Enrollment = Total Student Credit Hour Production Divided by 30

Source: Local Banner Data 11-1-17