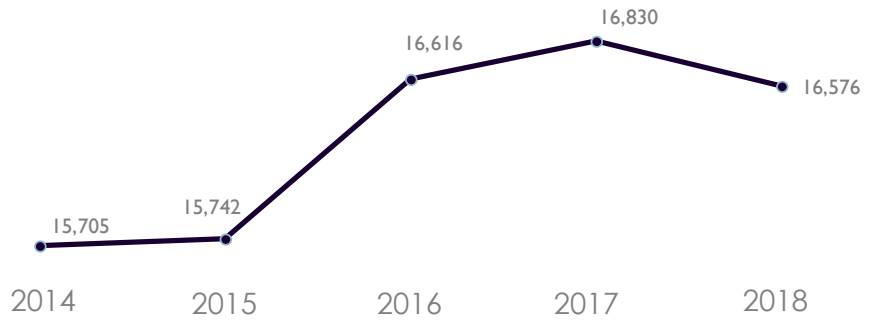


Florida SouthWestern State College

Fall 2018 Enrollment Summary

Headcount and 5-Year

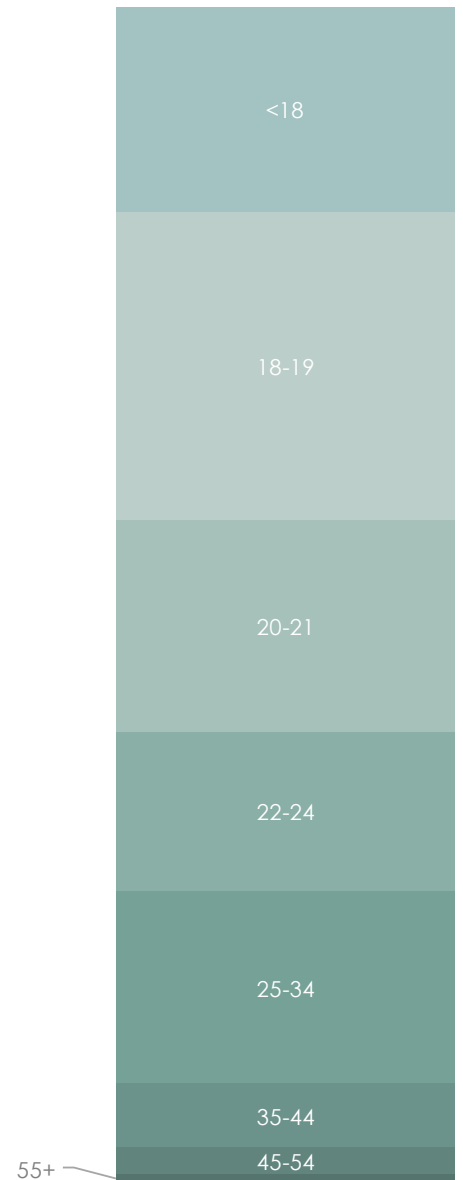
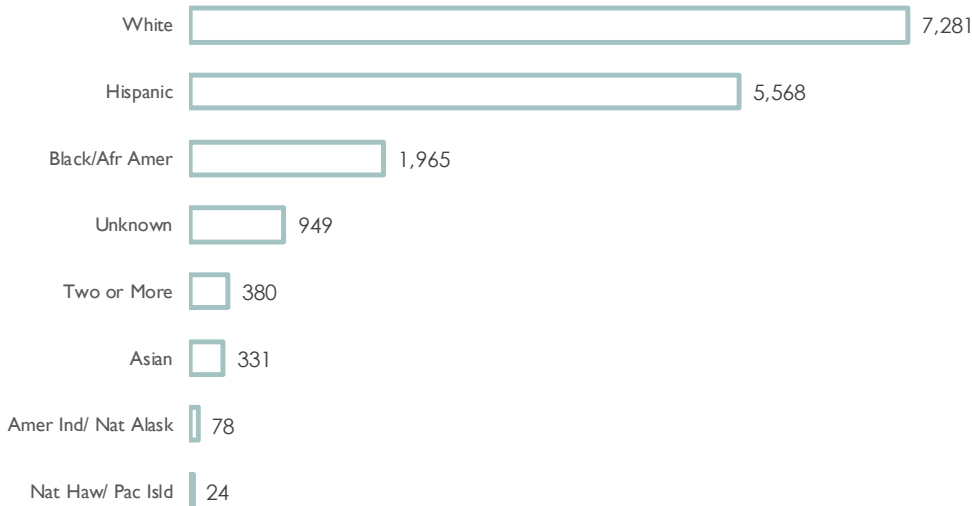
Full-Time	6,056
Part-Time	10,520
Total	16,576



Student Demographics



Average Age: 23



Florida SouthWestern State College

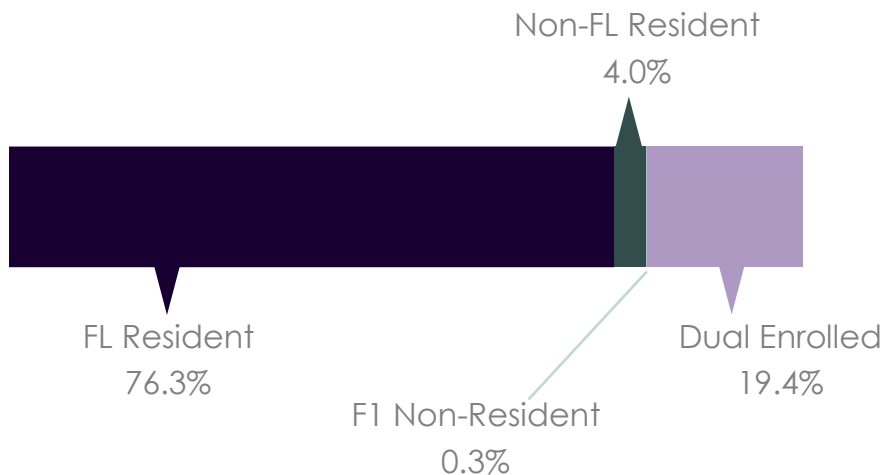
Fall 2018 Enrollment Summary

Full-Time Equivalent (FTE)



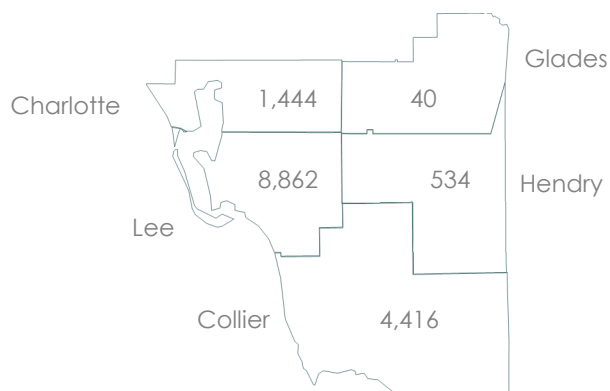
Credit Hour Production	Total		FTE* per Campus	
	n	%		
Total	151,415	100.0%	Total	5,047
Lee	74,634	49.3%	Lee	2,488
Collier	25,160	16.6%	Collier	839
Charlotte	11,333	7.5%	Charlotte	378
Hendry/Glades	4,300	2.8%	Hendry/Glades	143
FSW Online	35,988	23.8%	FSW Online	1,200

Headcount by Residency**



**Natural Disaster Displacement n=3; not included in residency percentages above

Headcount by 5-County Service Area



Top 10 Primary Majors

AA General Studies: 12,136
Non-Degree Seeking: 729
AS Nursing: 585
AS Business Admin/Mgmt: 443
BAS Supervision and Mgmt: 439
BS Nursing: 199
AS Science & Engineering Tech: 195
AS Emergency Medical Serv Tech: 176
AS Criminal Justice Tech: 170
AS Computer Prog & Analysis: 139

*FTE (Full-Time Equivalent) Enrollment = Total Student Credit Hour Production Divided by 30

Source: Local Banner Data 10-29-18