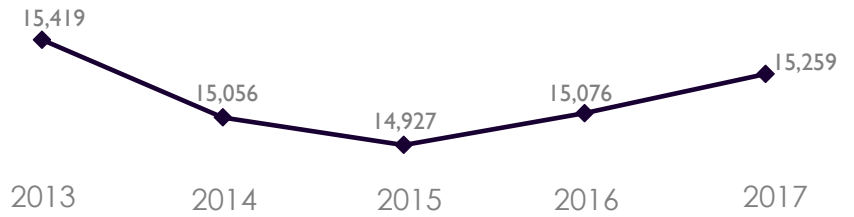


Florida SouthWestern State College

Spring 2017 Enrollment Summary

Headcount and 5-Year Trend



Full-Time	4,852
Part-Time	10,407
Total	15,259



Student Demographics



Average Age: 23



Florida SouthWestern State College

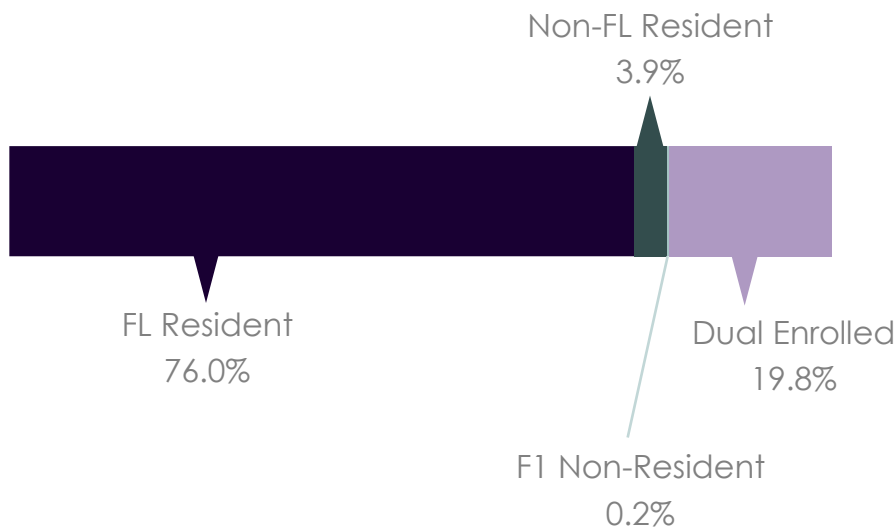
Spring 2017 Enrollment Summary

Full-Time Equivalent (FTE)



Credit Hour Production	n	%	FTE* per Campus	
Total	132,957	100.0%	Total	4,432
Lee	68,647	51.6%	Lee	2,288
Collier	24,041	18.1%	Collier	801
Charlotte	12,000	9.0%	Charlotte	400
Hendry/Glades	2,520	1.9%	Hendry/Glades	84
FSW Online	25,749	19.4%	FSW Online	858

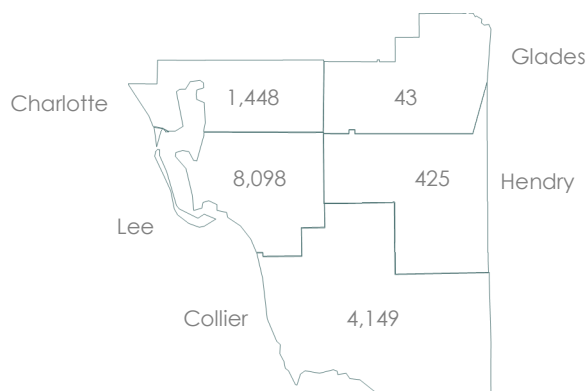
Headcount by Residency



Top 10 Primary Majors

AA General Studies: 9,550
AA Nursing Entry Focus: 1,145
Non-Degree Seeking: 595
AS Nursing: 471
BAS Supervision and Management: 468
AS Business Admin/Mgmt: 426
AA Dental Hygiene Focus: 241
AA Radiologic Tech Focus: 199
AS Emergency Med Serv Tech: 186
AA Nursing Transition Focus: 177

Headcount by 5-County Service Area



*FTE (Full-Time Equivalent) Enrollment = Total Student Credit Hour Production Divided by 30

Source: Local Banner Data 3-28-17