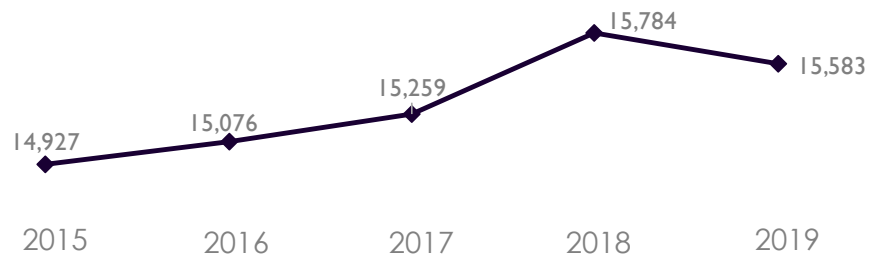


Florida SouthWestern State College

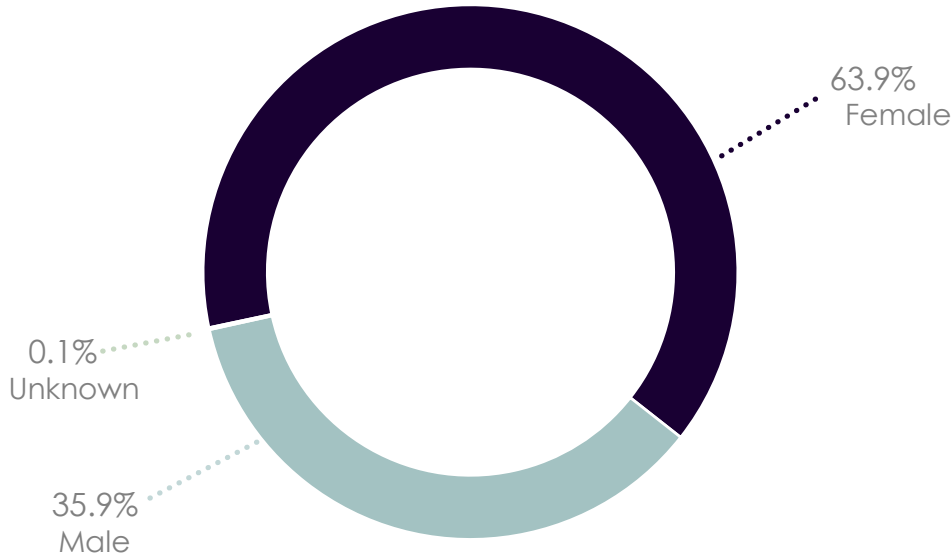
Spring 2019 Enrollment Summary

Headcount and 5-Year Trend


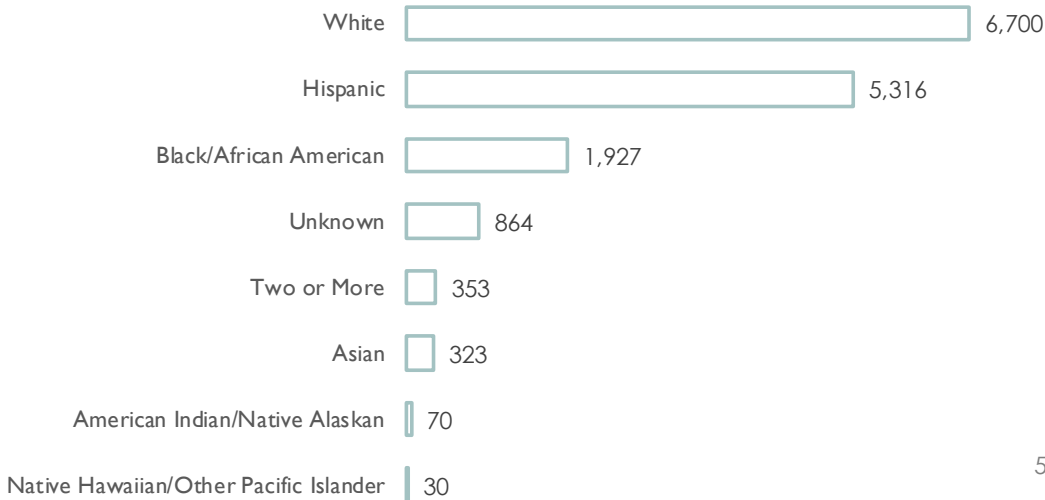
Full-Time	5,463
Part-Time	10,120
Total	15,583



Student Demographics



Average Age: 23



Florida SouthWestern State College

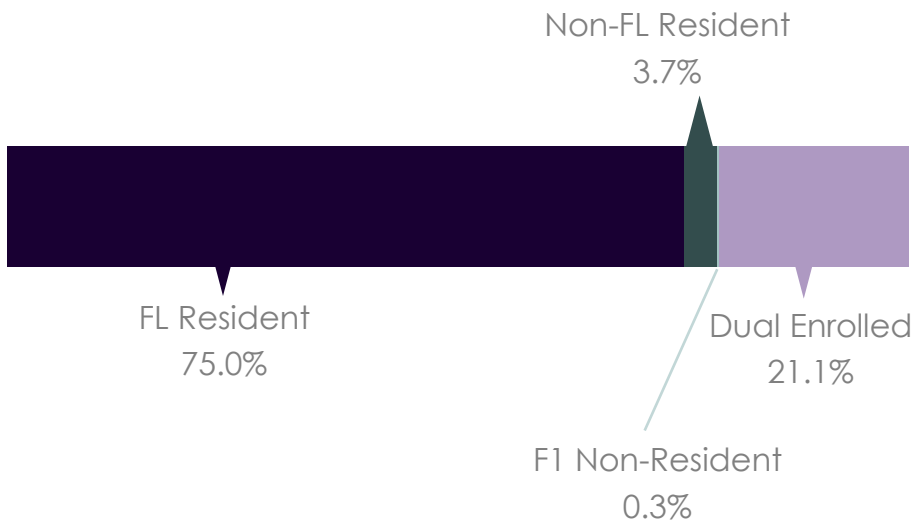
Spring 2019 Enrollment Summary

Full-Time Equivalent (FTE)



Credit Hour Production			FTE* per Campus	
	n	%		
Total	139,229	100.0%	Total	4,641
Lee	65,781	47.2%	Lee	2,193
Collier	22,826	16.4%	Collier	761
Charlotte	9,459	6.8%	Charlotte	315
Hendry/Glades	3,845	2.8%	Hendry/Glades	128
FSW Online	37,318	26.8%	FSW Online	1,244

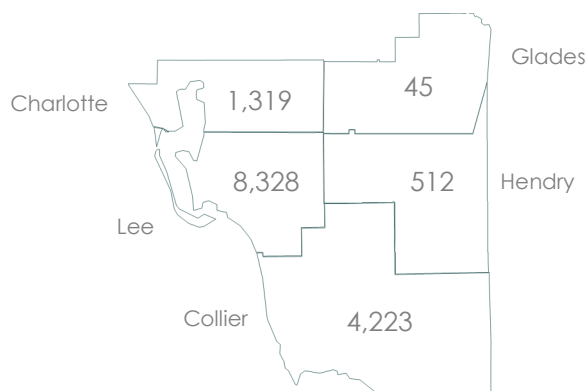
Headcount by Residency



Top 10 Primary Majors

AA General Studies: 11,448
Non-Degree Seeking: 670
AS Nursing: 575
BAS Supervision and Management: 419
AS Business Admin/Mgmt: 377
AS Science & Engineering Tech: 198
BS Nursing: 191
AS Criminal Justice Technology: 161
CCC Emergency Medical Serv Tech: 156
BS Elementary Education: 146

Headcount by 5-County Service Area



*FTE (Full-Time Equivalent) Enrollment = Total Student Credit Hour Production Divided by 30

Source: Local Banner Data 3-25-19