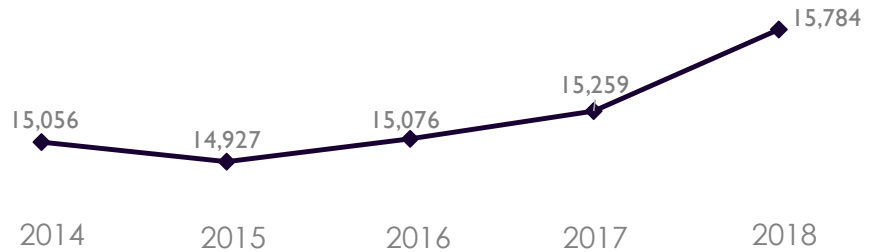


Florida SouthWestern State College

Spring 2018 Enrollment Summary

Headcount and 5-Year Trend

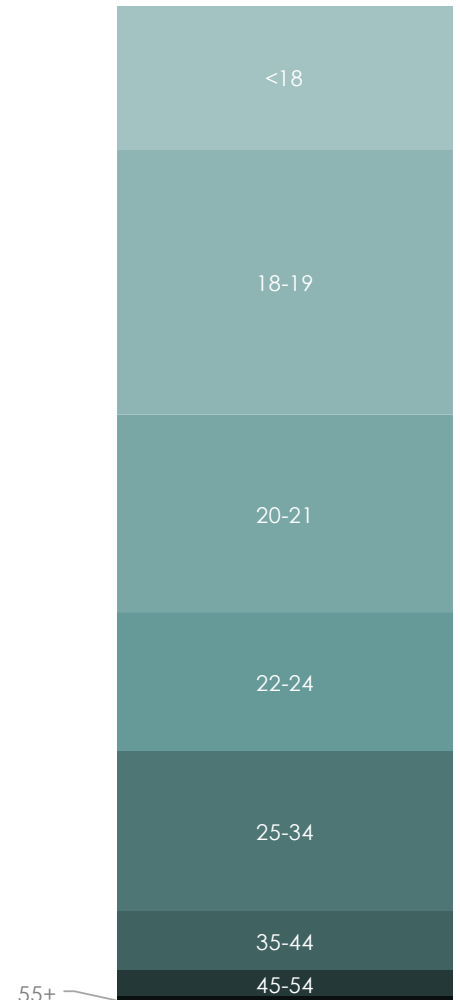
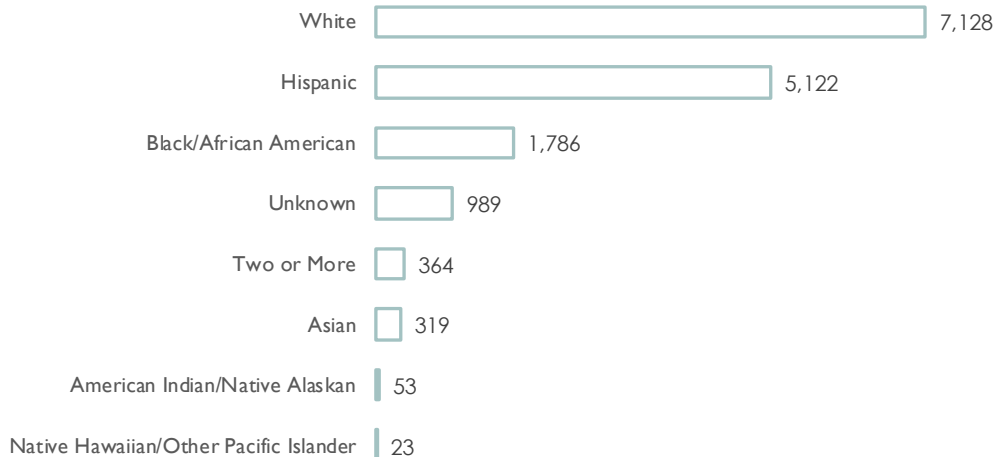
Full-Time	5,325
Part-Time	10,459
Total	15,784



Student Demographics



Average Age: 23



Florida SouthWestern State College

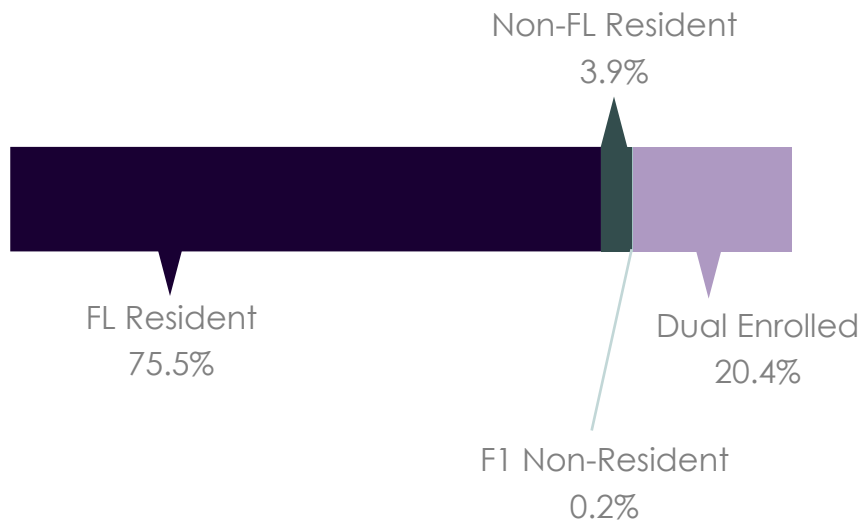
Spring 2018 Enrollment Summary

Full-Time Equivalent (FTE)



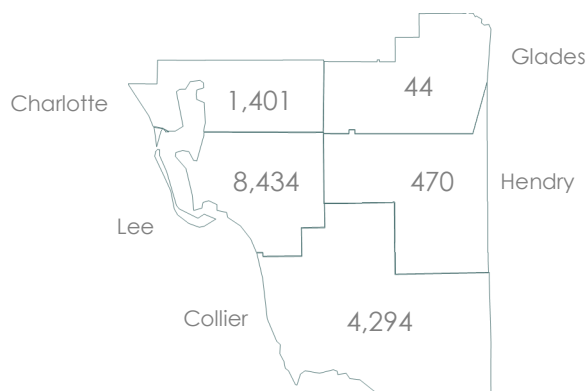
Credit Hour Production			FTE* per Campus	
	n	%		
Total	139,944	100.0%	Total	4,665
Lee	66,887	47.8%	Lee	2,230
Collier	23,899	17.1%	Collier	797
Charlotte	10,354	7.4%	Charlotte	345
Hendry/Glades	3,110	2.2%	Hendry/Glades	104
FSW Online	35,694	25.5%	FSW Online	1,190

Headcount by Residency**



**Natural Disaster Displacement n=1; not included in residency percentages above

Headcount by 5-County Service Area



Top 10 Primary Majors

AA General Studies: 9,590
AA Nursing Entry Focus: 1,201
Non-Degree Seeking: 660
AS Nursing: 481
BAS Supervision and Management: 453
AS Business Admin/Mgmt: 457
AA Dental Hygiene Focus: 283
AA Nursing Transition Focus: 212
AA Radiologic Technology Focus: 204
BS Nursing: 184

*FTE (Full-Time Equivalent) Enrollment = Total Student Credit Hour Production Divided by 30

Source: Local Banner Data 3-26-18