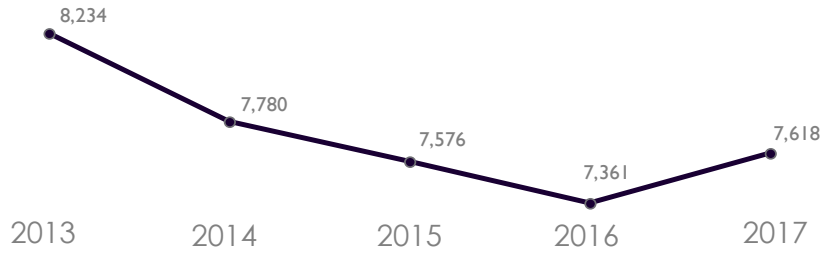


# Florida SouthWestern State College


## Summer 2017 Enrollment Summary

### Headcount and 5-Year Trend



Full-Time	563
Part-Time	7,055
Total	7,618



### Student Demographics



### Average Age: 25



# Florida SouthWestern State College


## Summer 2017 Enrollment Summary

### Full-Time Equivalent (FTE)

**1,529**  
Total FTE

Credit Hour Production	n	%	FTE* per Campus	
Total	45,865	100.0%	Total	1,529
Lee	17,444	38.0%	Lee	581
Collier	6,270	13.7%	Collier	209
Charlotte	1,454	3.2%	Charlotte	48
Hendry/Glades	366	0.8%	Hendry/Glades	12
FSW Online	20,331	44.3%	FSW Online	678

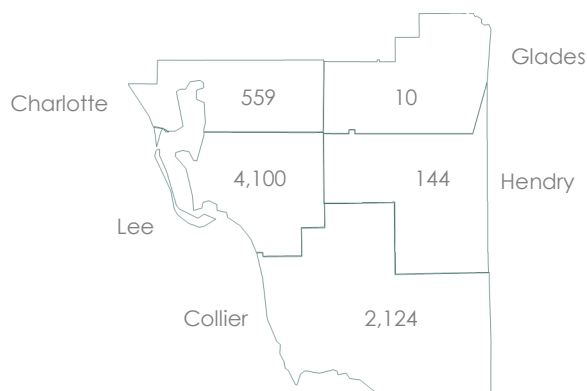
### Headcount by Residency



### Top 10 Primary Majors

AA General Studies: 3,336
Non-Degree Seeking: 1,300
AA Nursing Entry Focus: 662
BAS Supervision and Management: 308
AS Business Admin/Mgmt: 221
AA Dental Hygiene Focus: 154
BS Nursing: 145
AS Nursing: 132
AA Nursing Transition Focus: 104
AS Emergency Medical Serv Tech: 102

### Headcount by 5-County Service Area



\*FTE (Full-Time Equivalent) Enrollment = Total Student Credit Hour Production Divided by 30

Source: Local Banner Data 7-10-17