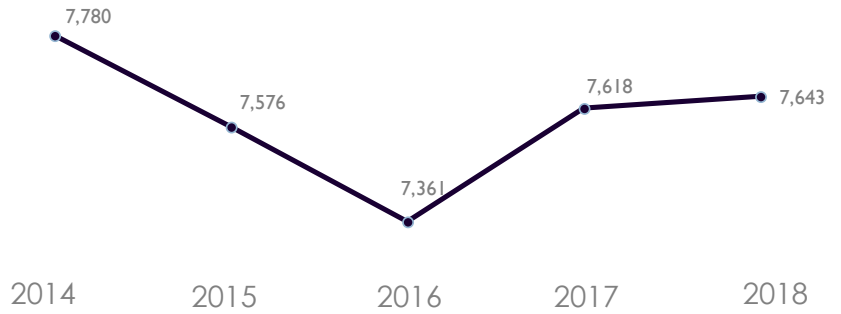


# Florida SouthWestern State College

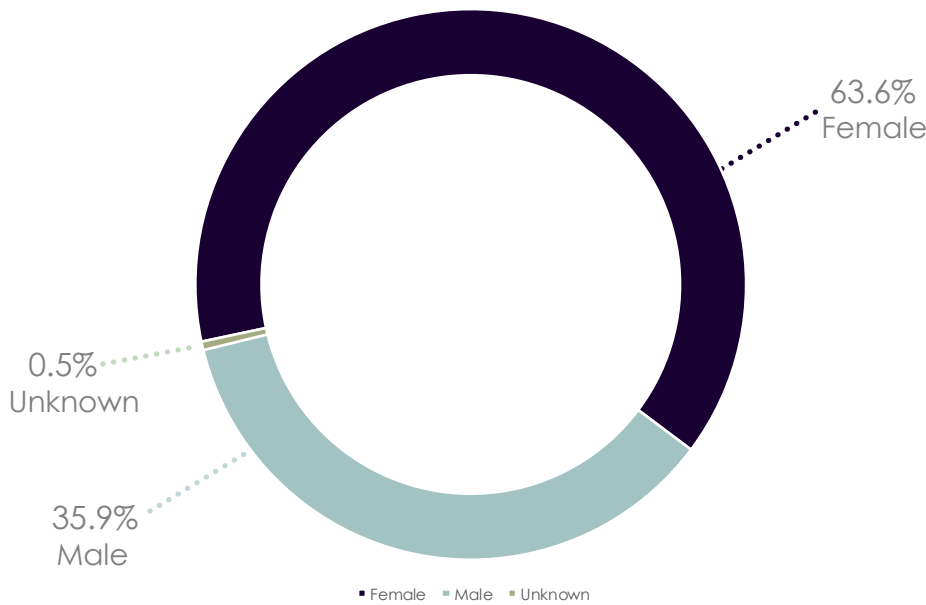
## Summer 2018 Enrollment Summary

### Headcount and 5-Year

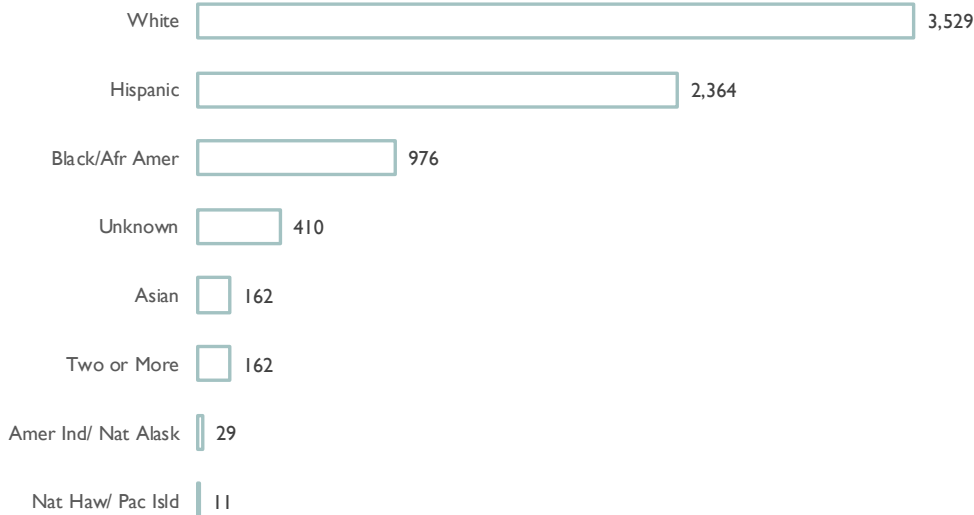

Full-Time	646
Part-Time	6,997
<b>Total</b>	<b>7,643</b>



### Student Demographics



### Average Age: 25



# Florida SouthWestern State College

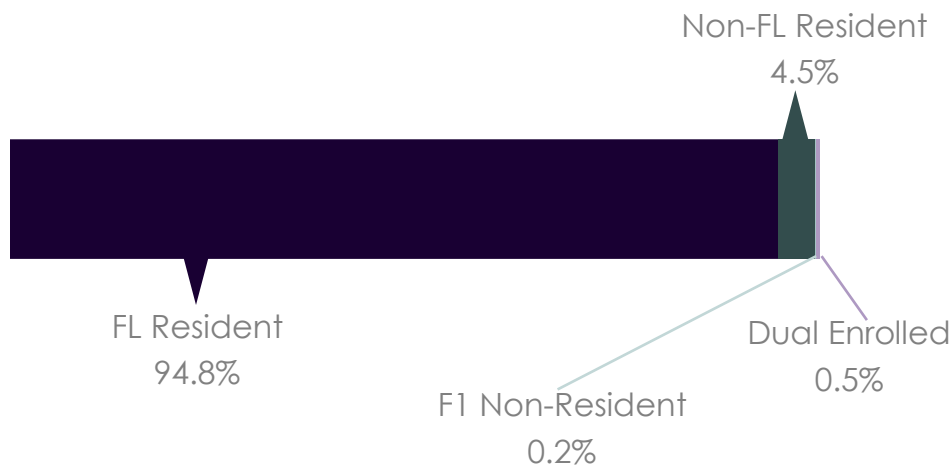
## Summer 2018 Enrollment Summary

### Full-Time Equivalent (FTE)



Credit Hour Production			FTE* per Campus	
	n	%		
Total	47,309	100.0%	Total	1,577
Lee	17,640	37.3%	Lee	588
Collier	5,712	12.1%	Collier	190
Charlotte	1,562	3.3%	Charlotte	52
Hendry/Glades	258	0.5%	Hendry/Glades	9
FSW Online	22,137	46.8%	FSW Online	738

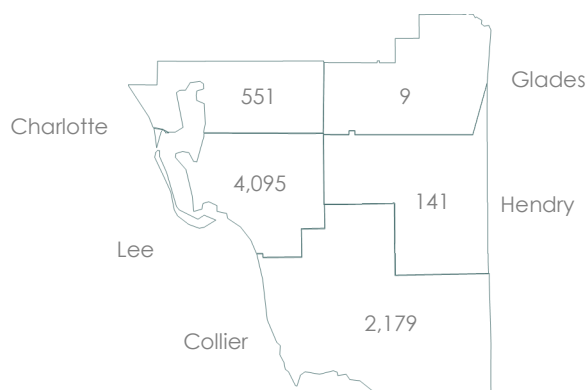
### Headcount by Residency



### Top 10 Primary Majors

AA General Studies: 4,422
Non-Degree Seeking: 1,223
BAS Supervision and Management: 287
AS Business Admin/Mgmt: 228
AS Nursing: 154
BS Nursing: 128
AS Science & Engineering Tech: 107
BS Elementary Education: 94
AS Emergency Medical Serv Tech: 89
AS Criminal Justice Technology: 82

### Headcount by 5-County Service Area



\*FTE (Full-Time Equivalent) Enrollment = Total Student Credit Hour Production Divided by 30

Source: Local Banner Data 7-9-18