

**Survey of Entering Student Engagement - Florida SouthWestern State College (2015 Administration)**

**2015 Benchmark Scores Report - Main Survey**

Comparison Group: Extra-Large Colleges in the 2015 Cohort\*

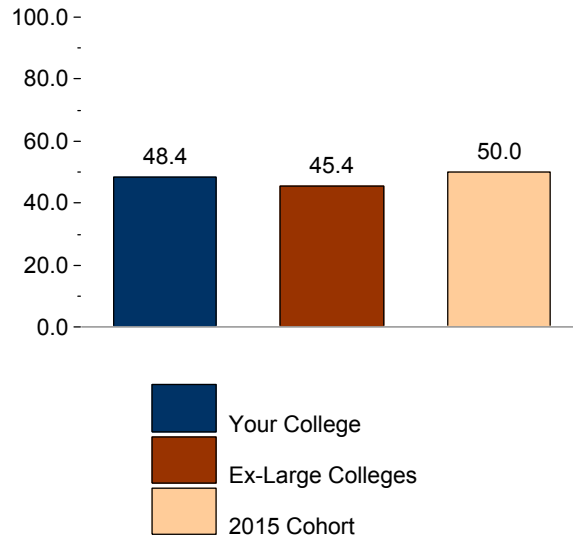
Entering Students Only

[Weighted]

| Benchmark                            | Your College | Ex-Large Colleges |            | 2015 Cohort |            |
|--------------------------------------|--------------|-------------------|------------|-------------|------------|
|                                      | Score        | Score             | Difference | Score       | Difference |
| Early Connections                    | 48.4         | 45.4              | 3.0        | 50.0        | -1.6       |
| High Expectations and Aspirations    | 54.1         | 49.7              | 4.4        | 50.0        | 4.1        |
| Clear Academic Plan and Pathway      | 56.8         | 46.9              | 9.9        | 50.0        | 6.8        |
| Effective Track to College Readiness | 38.7         | 49.1              | -10.4      | 50.0        | -11.3      |
| Engaged Learning                     | 49.2         | 48.6              | 0.6        | 50.0        | -0.8       |
| Academic and Social Support Network  | 52.6         | 48.6              | 4.0        | 50.0        | 2.6        |

\* The comparison group and cohort columns on this page INCLUDE your college.

**Survey of Entering Student Engagement**  
**Florida SouthWestern State College (2015 Administration)**  
**2015 Benchmark Bar Chart - Main Survey**  
Comparison Group: Extra-Large Colleges in the 2015 Cohort\*  
Entering Students Only  
[Weighted]  
Early Connections (EARLYCON)



\* The comparison group and cohort bars on this page INCLUDE your college.

**Survey of Entering Student Engagement - Florida SouthWestern State College (2015 Administration)**

**2015 Benchmark Means Report - Main Survey**

Comparison Group: Extra-Large Colleges in the 2015 Cohort\*

Entering Students Only

[Weighted]

Early Connections (EARLYCON)

|  |          | Your College | Ex-Large Colleges |               | 2015 Cohort |               |
|--|----------|--------------|-------------------|---------------|-------------|---------------|
| Item   | Variable | Mean         | Mean              | Effect Size** | Mean        | Effect Size** |
| Item 18: Think about your experiences from the time of your decision to attend this college through the end of the first three weeks of your first semester/quarter. |          |              |                   |               |             |               |
| 1 = Strongly disagree, 2 = Disagree, 3 = Neutral, 4 = Agree, 5 = Strongly agree  |          |              |                   |               |             |               |
| 18a. The very first time I came to this college I felt welcome [EARLYCON]  | WELCOME  | 4.08         | 3.94              |               | 4.02        |               |
| 18i. The college provided me with adequate information about financial assistance (scholarships, grants, loans, etc.) [EARLYCON]                                     | FAINFO   | 3.44         | 3.37              |               | 3.47        |               |
| 18j. A college staff member helped me determine whether I qualified for financial assistance [EARLYCON]  | QUALFA   | 2.90         | 2.92              |               | 3.06        |               |
| 18p. At least one college staff member (other than an instructor) learned my name [EARLYCON]   | CSTAFNAM | 3.25         | 3.11              |               | 3.29        |               |
| One or more items in this benchmark are not suited to means calculations. Please see the Frequency Distribution that follows for these items.                        |          |              |                   |               |             |               |

\* The comparison group and cohort columns on this page EXCLUDE your college.

\*\* T-test: 2-tailed

If a row contains less than 50 respondents, interpret the comparison results cautiously.

**Survey of Entering Student Engagement - Florida SouthWestern State College (2015 Administration)**

**2015 Benchmark Frequency Distributions - Main Survey**

Comparison Group: Extra-Large Colleges in the 2015 Cohort\*

Entering Students Only

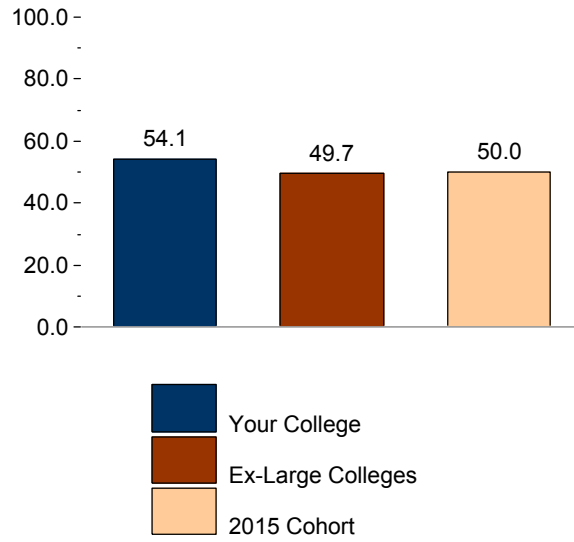
[Weighted]

Early Connections (EARLYCON)

| Item  | Variable | Responses         | Your College |              | Ex-Large Colleges |              | 2015 Cohort   |              |
|---|----------|-------------------|--------------|--------------|-------------------|--------------|---------------|--------------|
|   |          |                   | Count        | Percent      | Count             | Percent      | Count         | Percent      |
| <b>Item 18: Think about your experiences from the time of your decision to attend this college through the end of the first three weeks of your first semester/quarter.</b> |          |                   |              |              |                   |              |               |              |
| 18a. The very first time I came to this college I felt welcome [EARLYCON]   | WELCOME  | Strongly disagree | 4            | 0.6          | 186               | 0.9          | 706           | 0.7          |
|   |          | Disagree          | 17           | 2.6          | 460               | 2.3          | 1,822         | 1.9          |
|   |          | Neutral           | 117          | 17.8         | 5,193             | 25.5         | 21,173        | 22.2         |
|   |          | Agree             | 303          | 45.9         | 8,964             | 44.1         | 43,222        | 45.3         |
|   |          | Strongly agree    | 218          | 33.1         | 5,523             | 27.2         | 28,564        | 29.9         |
|   |          | <b>Total</b>      | <b>659</b>   | <b>100.0</b> | <b>20,327</b>     | <b>100.0</b> | <b>95,488</b> | <b>100.0</b> |
| 18i. The college provided me with adequate information about financial assistance (scholarships, grants, loans, etc.) [EARLYCON]  | FAINFO   | Strongly disagree | 55           | 8.4          | 1,530             | 7.5          | 6,059         | 6.4          |
|   |          | Disagree          | 81           | 12.3         | 3,116             | 15.4         | 13,293        | 13.9         |
|   |          | Neutral           | 179          | 27.2         | 5,581             | 27.5         | 24,836        | 26.1         |
|   |          | Agree             | 207          | 31.4         | 6,520             | 32.1         | 32,282        | 33.9         |
|   |          | Strongly agree    | 136          | 20.6         | 3,536             | 17.4         | 18,843        | 19.8         |
|   |          | <b>Total</b>      | <b>658</b>   | <b>100.0</b> | <b>20,283</b>     | <b>100.0</b> | <b>95,312</b> | <b>100.0</b> |
| 18j. A college staff member helped me determine whether I qualified for financial assistance [EARLYCON]   | QUALFA   | Strongly disagree | 92           | 14.2         | 2,579             | 12.7         | 10,056        | 10.6         |
|   |          | Disagree          | 181          | 27.8         | 5,621             | 27.8         | 24,145        | 25.4         |
|   |          | Neutral           | 161          | 24.7         | 5,381             | 26.6         | 25,128        | 26.4         |
|   |          | Agree             | 132          | 20.2         | 4,206             | 20.8         | 21,849        | 23.0         |
|   |          | Strongly agree    | 85           | 13.1         | 2,463             | 12.2         | 13,926        | 14.6         |
|   |          | <b>Total</b>      | <b>651</b>   | <b>100.0</b> | <b>20,249</b>     | <b>100.0</b> | <b>95,104</b> | <b>100.0</b> |
| 18p. At least one college staff member (other than an instructor) learned my name [EARLYCON]  | CSTAFNAM | Strongly disagree | 80           | 12.2         | 3,092             | 15.3         | 11,767        | 12.4         |
|   |          | Disagree          | 162          | 24.6         | 4,617             | 22.8         | 19,353        | 20.3         |
|   |          | Neutral           | 99           | 15.1         | 3,679             | 18.2         | 16,910        | 17.8         |
|   |          | Agree             | 148          | 22.5         | 4,678             | 23.1         | 24,164        | 25.4         |
|   |          | Strongly agree    | 169          | 25.7         | 4,174             | 20.6         | 22,997        | 24.2         |
|   |          | <b>Total</b>      | <b>659</b>   | <b>100.0</b> | <b>20,240</b>     | <b>100.0</b> | <b>95,190</b> | <b>100.0</b> |
| <b>Item 23</b>  |          |                   |              |              |                   |              |               |              |
| 23. Was a specific person assigned to you so you could see him/her each time you needed information or assistance?  | ASNPERS  | Yes               | 177          | 27.6         | 5,183             | 26.4         | 28,530        | 30.9         |
|   |          | No                | 465          | 72.4         | 14,420            | 73.6         | 63,931        | 69.1         |
|   |          | <b>Total</b>      | <b>643</b>   | <b>100.0</b> | <b>19,604</b>     | <b>100.0</b> | <b>92,461</b> | <b>100.0</b> |

\* The comparison group and cohort columns on this page EXCLUDE your college.

**Survey of Entering Student Engagement**  
**Florida SouthWestern State College (2015 Administration)**  
**2015 Benchmark Bar Chart - Main Survey**  
Comparison Group: Extra-Large Colleges in the 2015 Cohort\*  
Entering Students Only  
[Weighted]  
High Expectations and Aspirations (HIEXPECT)



\* The comparison group and cohort bars on this page INCLUDE your college.

**Survey of Entering Student Engagement - Florida SouthWestern State College (2015 Administration)**

**2015 Benchmark Means Report - Main Survey**

Comparison Group: Extra-Large Colleges in the 2015 Cohort\*

Entering Students Only

[Weighted]

High Expectations and Aspirations (HIEXPECT)

|  |          | Your College | Ex-Large Colleges |               | 2015 Cohort |               |
|--|----------|--------------|-------------------|---------------|-------------|---------------|
| Item   | Variable | Mean         | Mean              | Effect Size** | Mean        | Effect Size** |
| Item 18: Think about your experiences from the time of your decision to attend this college through the end of the first three weeks of your first semester/quarter. |          |              |                   |               |             |               |
| 1 = Strongly disagree, 2 = Disagree, 3 = Neutral, 4 = Agree, 5 = Strongly agree  |          |              |                   |               |             |               |
| 18b. The instructors at this college want me to succeed [HIEXPECT]   | WNTSCCD  | 4.33         | 4.25              |               | 4.29        |               |
| 18t. I have the motivation to do what it takes to succeed in college [HIEXPECT]  | ITTAKES  | 4.46         | 4.38              |               | 4.39        |               |
| 18u. I am prepared academically to succeed in college [HIEXPECT]   | ACPRPRD  | 4.34         | 4.28              |               | 4.28        |               |
| Item 19: During the first three weeks of your first semester/quarter at this college, about how often did you do the following?                                      |          |              |                   |               |             |               |
| 1 = Never, 2 = Once, 3 = Two or three times, 4 = Four or more times  |          |              |                   |               |             |               |
| 19c. Turn in an assignment late [HIEXPECT]   | LATETURN | 1.34         | 1.42              |               | 1.45        |               |
| 19d. Not turn in an assignment [HIEXPECT]  | NOTTURN  | 1.30         | 1.41              |               | 1.39        |               |
| 19f. Come to class without completing readings or assignments [HIEXPECT]   | NOTCOMPL | 1.53         | 1.61              |               | 1.61        |               |
| 19s. Skip class [HIEXPECT]   | SKIPCL   | 1.31         | 1.32              |               | 1.34        |               |

\* The comparison group and cohort columns on this page EXCLUDE your college.

\*\* T-test: 2-tailed

If a row contains less than 50 respondents, interpret the comparison results cautiously.

**Survey of Entering Student Engagement - Florida SouthWestern State College (2015 Administration)**

**2015 Benchmark Frequency Distributions - Main Survey**

Comparison Group: Extra-Large Colleges in the 2015 Cohort\*

Entering Students Only

[Weighted]

High Expectations and Aspirations (HIEXPECT)

| Item  | Variable | Responses          | Your College |              | Ex-Large Colleges |              | 2015 Cohort   |              |
|---|----------|--------------------|--------------|--------------|-------------------|--------------|---------------|--------------|
|   |          |                    | Count        | Percent      | Count             | Percent      | Count         | Percent      |
| <b>Item 18: Think about your experiences from the time of your decision to attend this college through the end of the first three weeks of your first semester/quarter.</b> |          |                    |              |              |                   |              |               |              |
| 18b. The instructors at this college want me to succeed [HIEXPECT]  | WNTSCCD  | Strongly disagree  | 2            | 0.4          | 44                | 0.2          | 187           | 0.2          |
|   |          | Disagree           | 4            | 0.6          | 147               | 0.7          | 615           | 0.6          |
|   |          | Neutral            | 71           | 10.8         | 2,556             | 12.6         | 10,784        | 11.4         |
|   |          | Agree              | 277          | 42.0         | 9,476             | 46.9         | 43,716        | 46.0         |
|   |          | Strongly agree     | 305          | 46.2         | 7,993             | 39.5         | 39,656        | 41.8         |
|   |          | <b>Total</b>       | <b>660</b>   | <b>100.0</b> | <b>20,217</b>     | <b>100.0</b> | <b>94,958</b> | <b>100.0</b> |
| 18t. I have the motivation to do what it takes to succeed in college [HIEXPECT]   | ITTAKES  | Strongly disagree  | 1            | 0.2          | 102               | 0.5          | 455           | 0.5          |
|   |          | Disagree           | 7            | 1.0          | 283               | 1.4          | 1,219         | 1.3          |
|   |          | Neutral            | 59           | 9.0          | 2,034             | 10.1         | 8,973         | 9.4          |
|   |          | Agree              | 209          | 31.8         | 7,208             | 35.6         | 34,120        | 35.9         |
|   |          | Strongly agree     | 381          | 58.0         | 10,604            | 52.4         | 50,305        | 52.9         |
|   |          | <b>Total</b>       | <b>658</b>   | <b>100.0</b> | <b>20,231</b>     | <b>100.0</b> | <b>95,074</b> | <b>100.0</b> |
| 18u. I am prepared academically to succeed in college [HIEXPECT]  | ACPRPRD  | Strongly disagree  | 1            | 0.2          | 106               | 0.5          | 506           | 0.5          |
|   |          | Disagree           | 7            | 1.0          | 321               | 1.6          | 1,454         | 1.5          |
|   |          | Neutral            | 76           | 11.5         | 2,678             | 13.2         | 12,315        | 12.9         |
|   |          | Agree              | 259          | 39.4         | 7,903             | 39.0         | 37,406        | 39.2         |
|   |          | Strongly agree     | 315          | 47.9         | 9,279             | 45.7         | 43,624        | 45.8         |
|   |          | <b>Total</b>       | <b>658</b>   | <b>100.0</b> | <b>20,287</b>     | <b>100.0</b> | <b>95,305</b> | <b>100.0</b> |
| <b>Item 19: During the first three weeks of your first semester/quarter at this college, about how often did you do the following?</b>                                      |          |                    |              |              |                   |              |               |              |
| 19c. Turn in an assignment late [HIEXPECT]  | LATETURN | Never              | 471          | 72.4         | 13,636            | 67.1         | 62,733        | 65.6         |
|   |          | Once               | 143          | 22.0         | 5,078             | 25.0         | 24,211        | 25.3         |
|   |          | Two or three times | 31           | 4.8          | 1,402             | 6.9          | 7,618         | 8.0          |
|   |          | Four or more times | 5            | 0.8          | 210               | 1.0          | 1,068         | 1.1          |
|   |          | <b>Total</b>       | <b>651</b>   | <b>100.0</b> | <b>20,326</b>     | <b>100.0</b> | <b>95,630</b> | <b>100.0</b> |
| 19d. Not turn in an assignment [HIEXPECT]   | NOTTURN  | Never              | 496          | 76.8         | 13,850            | 69.1         | 67,221        | 71.4         |
|   |          | Once               | 112          | 17.4         | 4,432             | 22.1         | 19,050        | 20.2         |
|   |          | Two or three times | 31           | 4.8          | 1,408             | 7.0          | 6,274         | 6.7          |
|   |          | Four or more times | 7            | 1.1          | 343               | 1.7          | 1,630         | 1.7          |
|   |          | <b>Total</b>       | <b>646</b>   | <b>100.0</b> | <b>20,033</b>     | <b>100.0</b> | <b>94,175</b> | <b>100.0</b> |
| 19f. Come to class without completing readings or assignments [HIEXPECT]  | NOTCOMPL | Never              | 419          | 64.0         | 11,469            | 56.3         | 54,178        | 56.6         |
|   |          | Once               | 149          | 22.7         | 5,950             | 29.2         | 27,742        | 29.0         |
|   |          | Two or three times | 65           | 9.9          | 2,381             | 11.7         | 11,066        | 11.6         |
|   |          | Four or more times | 22           | 3.4          | 563               | 2.8          | 2,737         | 2.9          |
|   |          | <b>Total</b>       | <b>655</b>   | <b>100.0</b> | <b>20,362</b>     | <b>100.0</b> | <b>95,723</b> | <b>100.0</b> |

\* The comparison group and cohort columns on this page EXCLUDE your college.

**Survey of Entering Student Engagement - Florida SouthWestern State College (2015 Administration)**

**2015 Benchmark Frequency Distributions - Main Survey**

Comparison Group: Extra-Large Colleges in the 2015 Cohort\*

Entering Students Only

[Weighted]

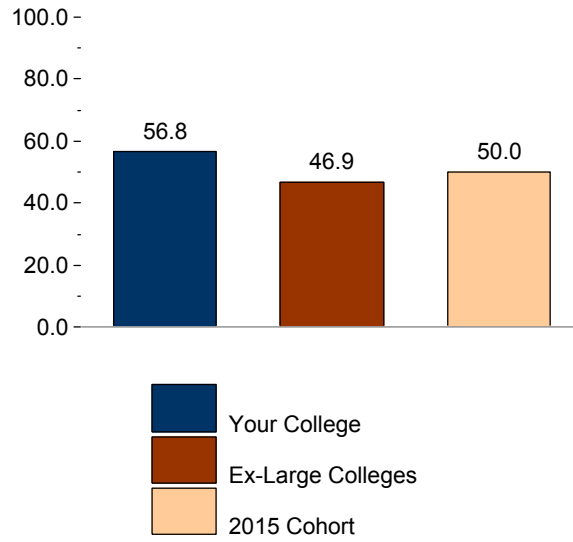
High Expectations and Aspirations (HIEEXPECT)

| Item  | Variable | Responses          | Your College |         | Ex-Large Colleges |         | 2015 Cohort |         |
|---|----------|--------------------|--------------|---------|-------------------|---------|-------------|---------|
|   |          |                    | Count        | Percent | Count             | Percent | Count       | Percent |
| Item 19: During the first three weeks of your first semester/quarter at this college, about how often did you do the following? |          |                    |              |         |                   |         |             |         |
| 19s. Skip class [HIEEXPECT]   | SKIPCL   | Never              | 503          | 76.6    | 15,615            | 76.6    | 72,213      | 75.3    |
|   |          | Once               | 114          | 17.4    | 3,309             | 16.2    | 16,255      | 17.0    |
|   |          | Two or three times | 33           | 5.1     | 1,252             | 6.1     | 6,189       | 6.5     |
|   |          | Four or more times | 6            | 1.0     | 219               | 1.1     | 1,238       | 1.3     |
|   |          | Total              | 656          | 100.0   | 20,396            | 100.0   | 95,895      | 100.0   |

\* The comparison group and cohort columns on this page EXCLUDE your college.



**Survey of Entering Student Engagement**  
**Florida SouthWestern State College (2015 Administration)**  
**2015 Benchmark Bar Chart - Main Survey**  
Comparison Group: Extra-Large Colleges in the 2015 Cohort\*  
Entering Students Only  
[Weighted]  
Clear Academic Plan and Pathway (ACADPLAN)



\* The comparison group and cohort bars on this page INCLUDE your college.

**Survey of Entering Student Engagement - Florida SouthWestern State College (2015 Administration)**

**2015 Benchmark Means Report - Main Survey**

Comparison Group: Extra-Large Colleges in the 2015 Cohort\*

Entering Students Only

[Weighted]

Clear Academic Plan and Pathway (ACADPLAN)

|  |          | Your College | Ex-Large Colleges |               | 2015 Cohort |               |
|--|----------|--------------|-------------------|---------------|-------------|---------------|
| Item   | Variable | Mean         | Mean              | Effect Size** | Mean        | Effect Size** |
| Item 18: Think about your experiences from the time of your decision to attend this college through the end of the first three weeks of your first semester/quarter.           |          |              |                   |               |             |               |
| 1 = Strongly disagree, 2 = Disagree, 3 = Neutral, 4 = Agree, 5 = Strongly agree  |          |              |                   |               |             |               |
| 18d. I was able to meet with an academic advisor at times convenient for me [ACADPLAN]   | AACONTIM | 3.91         | 3.71              | 0.21**        | 3.79        |               |
| 18e. An advisor helped me to select a course of study, program, or major [ACADPLAN]  | AASELMAJ | 3.96         | 3.59              | 0.33**        | 3.70        | 0.23**        |
| 18f. An advisor helped me to set academic goals and to create a plan for achieving them [ACADPLAN]   | ACADGOAL | 3.66         | 3.25              | 0.36**        | 3.31        | 0.31**        |
| 18g. An advisor helped me to identify the courses I needed to take during my first semester/quarter [ACADPLAN]   | CRSADV   | 4.22         | 3.79              | 0.40**        | 3.90        | 0.32**        |
| 18h. A college staff member talked with me about my commitments outside of school (work, children, dependents, etc.) to help me figure out how many courses to take [ACADPLAN] | OSCOMM   | 2.99         | 2.79              |               | 2.90        |               |

\* The comparison group and cohort columns on this page EXCLUDE your college.

\*\* T-test: 2-tailed

If a row contains less than 50 respondents, interpret the comparison results cautiously.

**Survey of Entering Student Engagement - Florida SouthWestern State College (2015 Administration)**

**2015 Benchmark Frequency Distributions - Main Survey**

Comparison Group: Extra-Large Colleges in the 2015 Cohort\*

Entering Students Only

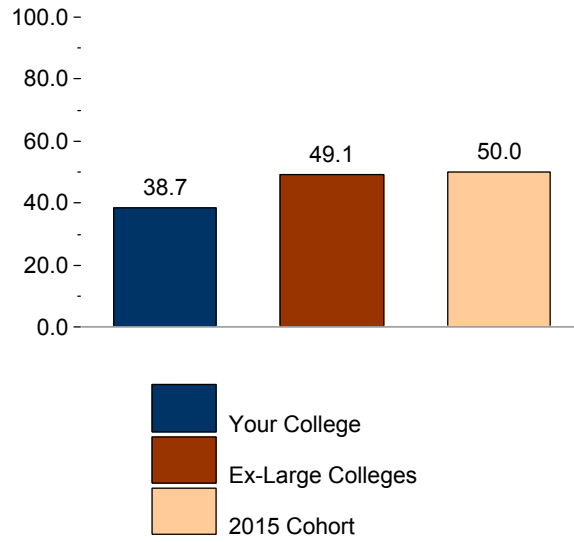
[Weighted]

Clear Academic Plan and Pathway (ACADPLAN)

| Item   | Variable | Responses         | Your College |              | Ex-Large Colleges |              | 2015 Cohort   |              |
|--|----------|-------------------|--------------|--------------|-------------------|--------------|---------------|--------------|
|  |          |                   | Count        | Percent      | Count             | Percent      | Count         | Percent      |
| Item 18: Think about your experiences from the time of your decision to attend this college through the end of the first three weeks of your first semester/quarter.           |          |                   |              |              |                   |              |               |              |
| 18d. I was able to meet with an academic advisor at times convenient for me [ACADPLAN]   | AACONTIM | Strongly disagree | 16           | 2.5          | 591               | 2.9          | 2,306         | 2.4          |
|  |          | Disagree          | 54           | 8.2          | 1,767             | 8.8          | 6,794         | 7.2          |
|  |          | Neutral           | 110          | 16.8         | 5,411             | 26.9         | 23,806        | 25.2         |
|  |          | Agree             | 266          | 40.5         | 7,594             | 37.7         | 37,374        | 39.5         |
|  |          | Strongly agree    | 210          | 31.9         | 4,781             | 23.7         | 24,353        | 25.7         |
|  |          | <b>Total</b>      | <b>656</b>   | <b>100.0</b> | <b>20,143</b>     | <b>100.0</b> | <b>94,633</b> | <b>100.0</b> |
| 18e. An advisor helped me to select a course of study, program, or major [ACADPLAN]  | AASELMAJ | Strongly disagree | 22           | 3.4          | 1,208             | 6.0          | 4,737         | 5.0          |
|  |          | Disagree          | 45           | 6.9          | 2,940             | 14.5         | 11,856        | 12.4         |
|  |          | Neutral           | 103          | 15.6         | 4,105             | 20.2         | 18,100        | 19.0         |
|  |          | Agree             | 255          | 38.8         | 6,824             | 33.7         | 33,413        | 35.1         |
|  |          | Strongly agree    | 232          | 35.3         | 5,201             | 25.6         | 27,175        | 28.5         |
|  |          | <b>Total</b>      | <b>656</b>   | <b>100.0</b> | <b>20,278</b>     | <b>100.0</b> | <b>95,281</b> | <b>100.0</b> |
| 18f. An advisor helped me to set academic goals and to create a plan for achieving them [ACADPLAN]   | ACADGOAL | Strongly disagree | 22           | 3.3          | 1,561             | 7.7          | 6,109         | 6.4          |
|  |          | Disagree          | 85           | 13.0         | 4,134             | 20.4         | 18,329        | 19.3         |
|  |          | Neutral           | 156          | 23.8         | 5,861             | 28.9         | 27,832        | 29.3         |
|  |          | Agree             | 224          | 34.0         | 5,108             | 25.2         | 25,345        | 26.6         |
|  |          | Strongly agree    | 170          | 25.9         | 3,595             | 17.7         | 17,528        | 18.4         |
|  |          | <b>Total</b>      | <b>657</b>   | <b>100.0</b> | <b>20,259</b>     | <b>100.0</b> | <b>95,142</b> | <b>100.0</b> |
| 18g. An advisor helped me to identify the courses I needed to take during my first semester/quarter [ACADPLAN]   | CRSADV   | Strongly disagree | 9            | 1.4          | 992               | 4.9          | 3,657         | 3.8          |
|  |          | Disagree          | 25           | 3.8          | 2,021             | 10.0         | 7,816         | 8.2          |
|  |          | Neutral           | 58           | 8.8          | 3,144             | 15.5         | 13,733        | 14.4         |
|  |          | Agree             | 283          | 43.2         | 8,158             | 40.2         | 39,230        | 41.2         |
|  |          | Strongly agree    | 281          | 42.9         | 5,961             | 29.4         | 30,835        | 32.4         |
|  |          | <b>Total</b>      | <b>656</b>   | <b>100.0</b> | <b>20,275</b>     | <b>100.0</b> | <b>95,273</b> | <b>100.0</b> |
| 18h. A college staff member talked with me about my commitments outside of school (work, children, dependents, etc.) to help me figure out how many courses to take [ACADPLAN] | OSCOMM   | Strongly disagree | 78           | 11.9         | 2,854             | 14.1         | 11,626        | 12.2         |
|  |          | Disagree          | 183          | 27.8         | 6,551             | 32.3         | 28,750        | 30.2         |
|  |          | Neutral           | 157          | 23.8         | 4,981             | 24.6         | 24,472        | 25.7         |
|  |          | Agree             | 148          | 22.4         | 3,752             | 18.5         | 18,671        | 19.6         |
|  |          | Strongly agree    | 93           | 14.1         | 2,146             | 10.6         | 11,759        | 12.3         |
|  |          | <b>Total</b>      | <b>659</b>   | <b>100.0</b> | <b>20,284</b>     | <b>100.0</b> | <b>95,278</b> | <b>100.0</b> |

\* The comparison group and cohort columns on this page EXCLUDE your college.

**Survey of Entering Student Engagement**  
**Florida SouthWestern State College (2015 Administration)**  
**2015 Benchmark Bar Chart - Main Survey**  
Comparison Group: Extra-Large Colleges in the 2015 Cohort\*  
Entering Students Only  
[Weighted]  
Effective Track to College Readiness (COLLREAD)



\* The comparison group and cohort bars on this page INCLUDE your college.

**Survey of Entering Student Engagement - Florida SouthWestern State College (2015 Administration)**

**2015 Benchmark Means Report - Main Survey**

Comparison Group: Extra-Large Colleges in the 2015 Cohort\*

Entering Students Only

[Weighted]

Effective Track to College Readiness (COLLREAD)

|   |          | Your College | Ex-Large Colleges |               | 2015 Cohort |               |
|---|----------|--------------|-------------------|---------------|-------------|---------------|
| Item  | Variable | Mean         | Mean              | Effect Size** | Mean        | Effect Size** |
| Item 21: Think about your experiences from the time of your decision to attend this college through the end of the first three weeks of your first semester/quarter. Within a class, or through another experience at this college: |          |              |                   |               |             |               |
| 1 = Strongly disagree, 2 = Disagree, 3 = Neutral, 4 = Agree, 5 = Strongly agree   |          |              |                   |               |             |               |
| 21a. I learned to improve my study skills (listening, note taking, highlighting readings, working with others, etc.) [COLLREAD]   | LNDSTUDY | 3.96         | 3.98              |               | 3.99        |               |
| 21b. I learned to understand my academic strengths and weaknesses [COLLREAD]  | LNDACAWK | 4.07         | 3.93              |               | 3.94        |               |
| 21c. I learned skills and strategies to improve my test-taking ability [COLLREAD]   | LNSKLLS  | 3.67         | 3.62              |               | 3.63        |               |
| One or more items in this benchmark are not suited to means calculations. Please see the Frequency Distribution that follows for these items.   |          |              |                   |               |             |               |

\* The comparison group and cohort columns on this page EXCLUDE your college.

\*\* T-test: 2-tailed

If a row contains less than 50 respondents, interpret the comparison results cautiously.

**Survey of Entering Student Engagement - Florida SouthWestern State College (2015 Administration)**

**2015 Benchmark Frequency Distributions - Main Survey**

Comparison Group: Extra-Large Colleges in the 2015 Cohort\*

Entering Students Only

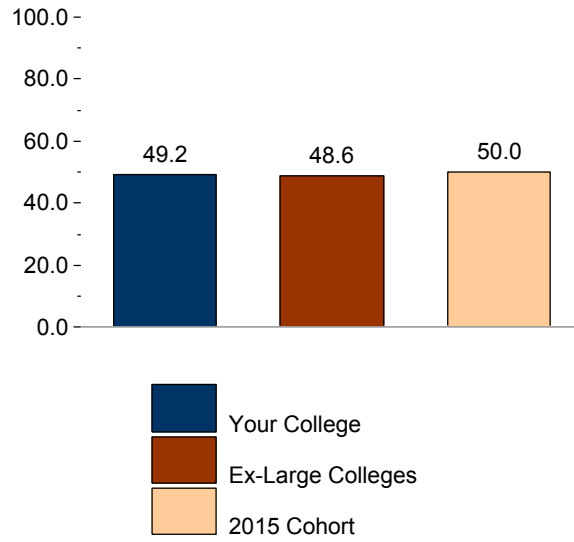
[Weighted]

Effective Track to College Readiness (COLLREAD)

| Item   | Variable | Responses         | Your College |              | Ex-Large Colleges |              | 2015 Cohort   |              |
|--|----------|-------------------|--------------|--------------|-------------------|--------------|---------------|--------------|
|  |          |                   | Count        | Percent      | Count             | Percent      | Count         | Percent      |
| <b>Item 12: Think about your experiences from the time of your decision to attend this college through the end of the first three weeks of your first semester/quarter.</b>  |          |                   |              |              |                   |              |               |              |
| 12a. Before I could register for classes, I was required to take a placement test (COMPASS, ASSET, ACCUPLACER, SAT, ACT, etc.) to assess my skills in reading, writing, and/or math [COLLREAD]   | REQPTEST | Yes               | 389          | 59.8         | 16,448            | 81.5         | 78,714        | 83.0         |
|  |          | No                | 261          | 40.2         | 3,728             | 18.5         | 16,077        | 17.0         |
|  |          | <b>Total</b>      | <b>651</b>   | <b>100.0</b> | <b>20,176</b>     | <b>100.0</b> | <b>94,792</b> | <b>100.0</b> |
| 12b. I took a placement test (COMPASS, ASSET, ACCUPLACER, SAT, ACT, etc.) [COLLREAD]   | TKPTEST  | Yes               | 459          | 72.7         | 16,902            | 86.1         | 80,647        | 87.2         |
|  |          | No                | 172          | 27.3         | 2,721             | 13.9         | 11,794        | 12.8         |
|  |          | <b>Total</b>      | <b>631</b>   | <b>100.0</b> | <b>19,624</b>     | <b>100.0</b> | <b>92,441</b> | <b>100.0</b> |
| <b>Item 14</b>   |          |                   |              |              |                   |              |               |              |
| 14. This college required me to enroll in classes indicated by my placement test scores during my first semester/quarter [COLLREAD]  | REQCLASS | Yes               | 329          | 50.3         | 13,465            | 66.9         | 64,003        | 67.7         |
|  |          | No                | 325          | 49.7         | 6,652             | 33.1         | 30,482        | 32.3         |
|  |          | <b>Total</b>      | <b>655</b>   | <b>100.0</b> | <b>20,117</b>     | <b>100.0</b> | <b>94,485</b> | <b>100.0</b> |
| <b>Item 21: Think about your experiences from the time of your decision to attend this college through the end of the first three weeks of your first semester/quarter. Within a class, or through another experience at this college:</b> |          |                   |              |              |                   |              |               |              |
| 21a. I learned to improve my study skills (listening, note taking, highlighting readings, working with others, etc.) [COLLREAD]  | LNDSTUDY | Strongly disagree | 15           | 2.2          | 315               | 1.6          | 1,528         | 1.6          |
|  |          | Disagree          | 27           | 4.1          | 830               | 4.1          | 3,826         | 4.0          |
|  |          | Neutral           | 133          | 20.2         | 4,204             | 20.8         | 19,301        | 20.2         |
|  |          | Agree             | 278          | 42.4         | 8,516             | 42.1         | 40,151        | 42.1         |
|  |          | Strongly agree    | 203          | 31.1         | 6,385             | 31.5         | 30,596        | 32.1         |
|  |          | <b>Total</b>      | <b>655</b>   | <b>100.0</b> | <b>20,251</b>     | <b>100.0</b> | <b>95,403</b> | <b>100.0</b> |
| 21b. I learned to understand my academic strengths and weaknesses [COLLREAD]   | LNDACAWK | Strongly disagree | 6            | 1.0          | 253               | 1.3          | 1,223         | 1.3          |
|  |          | Disagree          | 17           | 2.6          | 801               | 4.0          | 3,677         | 3.9          |
|  |          | Neutral           | 103          | 15.7         | 4,657             | 23.0         | 21,407        | 22.5         |
|  |          | Agree             | 328          | 50.0         | 8,877             | 43.9         | 42,145        | 44.2         |
|  |          | Strongly agree    | 201          | 30.7         | 5,636             | 27.9         | 26,852        | 28.2         |
|  |          | <b>Total</b>      | <b>655</b>   | <b>100.0</b> | <b>20,224</b>     | <b>100.0</b> | <b>95,305</b> | <b>100.0</b> |
| 21c. I learned skills and strategies to improve my test-taking ability [COLLREAD]  | LNSKLLS  | Strongly disagree | 26           | 4.0          | 571               | 2.8          | 2,698         | 2.8          |
|  |          | Disagree          | 55           | 8.3          | 2,053             | 10.1         | 9,429         | 9.9          |
|  |          | Neutral           | 199          | 30.4         | 6,459             | 31.9         | 30,092        | 31.6         |
|  |          | Agree             | 208          | 31.7         | 6,520             | 32.2         | 30,848        | 32.4         |
|  |          | Strongly agree    | 168          | 25.6         | 4,627             | 22.9         | 22,252        | 23.3         |
|  |          | <b>Total</b>      | <b>656</b>   | <b>100.0</b> | <b>20,230</b>     | <b>100.0</b> | <b>95,320</b> | <b>100.0</b> |

\* The comparison group and cohort columns on this page EXCLUDE your college.

**Survey of Entering Student Engagement**  
**Florida SouthWestern State College (2015 Administration)**  
**2015 Benchmark Bar Chart - Main Survey**  
Comparison Group: Extra-Large Colleges in the 2015 Cohort\*  
Entering Students Only  
[Weighted]  
Engaged Learning (ENGAGLRN)



\* The comparison group and cohort bars on this page INCLUDE your college.

**Survey of Entering Student Engagement - Florida SouthWestern State College (2015 Administration)**

**2015 Benchmark Means Report - Main Survey**

Comparison Group: Extra-Large Colleges in the 2015 Cohort\*

Entering Students Only

[Weighted]

Engaged Learning (ENGAGLRN)

|   |          | Your College | Ex-Large Colleges |               | 2015 Cohort |               |
|---|----------|--------------|-------------------|---------------|-------------|---------------|
| Item  | Variable | Mean         | Mean              | Effect Size** | Mean        | Effect Size** |
| <b>Item 19: During the first three weeks of your first semester/quarter at this college, about how often did you do the following?</b>  |          |              |                   |               |             |               |
| 1 = Never, 2 = Once, 3 = Two or three times, 4 = Four or more times   |          |              |                   |               |             |               |
| 19a. Ask questions in class or contribute to class discussions [ENGAGLRN]   | ASKQUES  | 2.84         | 2.79              |               | 2.82        |               |
| 19b. Prepare at least two drafts of a paper or assignment before turning it in [ENGAGLRN]   | PREPDRFT | 2.20         | 2.15              |               | 2.13        |               |
| 19e. Participate in supplemental instruction (extra class sessions with an instructor, tutor, or experienced student) [ENGAGLRN]  | SUPINSTR | 1.61         | 1.53              |               | 1.53        |               |
| 19g. Work with other students on a project or assignment during class [ENGAGLRN]  | PINCLASS | 2.63         | 2.46              |               | 2.49        |               |
| 19h. Work with classmates outside of class on class projects or assignments [ENGAGLRN]  | PREPOUTC | 1.54         | 1.56              |               | 1.59        |               |
| 19i. Participate in a required study group outside of class [ENGAGLRN]  | GRPSTUDY | 1.28         | 1.29              |               | 1.29        |               |
| 19j. Participate in a student-initiated (not required) study group outside of class [ENGAGLRN]  | NRGSTUDY | 1.31         | 1.30              |               | 1.30        |               |
| 19k. Use an electronic tool (e-mail, text messaging, Facebook, MySpace, class Web site, etc.) to communicate with another student about coursework [ENGAGLRN]   | USEINTMG | 2.13         | 2.12              |               | 2.15        |               |
| 19l. Use an electronic tool (e-mail, text messaging, Facebook, MySpace, class Web site, etc.) to communicate with an instructor about coursework [ENGAGLRN]   | MAILFAC  | 2.27         | 2.20              |               | 2.26        |               |
| 19m. Discuss an assignment or grade with an instructor [ENGAGLRN]   | FACASSN  | 2.05         | 2.05              |               | 2.07        |               |
| 19n. Ask for help from an instructor regarding questions or problems related to a class [ENGAGLRN]  | CLASSREL | 2.33         | 2.33              |               | 2.35        |               |
| 19o. Receive prompt written or oral feedback from instructors on your performance [ENGAGLRN]  | FEEDBACK | 2.48         | 2.32              |               | 2.36        |               |
| 19q. Discuss ideas from your readings or classes with instructors outside of class [ENGAGLRN]   | FACIDOC  | 1.51         | 1.56              |               | 1.58        |               |
| <b>Item 20.2: Think about your experiences from the time of your decision to attend this college through the end of the first three weeks of your first semester/quarter. How often did you use the following services?</b> |          |              |                   |               |             |               |
| 1 = Never, 2 = Once, 3 = Two or three times, 4 = Four or more times   |          |              |                   |               |             |               |
| 20.2d. Face-to-face tutoring [ENGAGLRN]   | FFTUSE   | 1.24         | 1.29              |               | 1.29        |               |
| 20.2f. Writing, math, or other skill lab [ENGAGLRN]   | SKLABUSE | 1.59         | 1.70              |               | 1.71        |               |
| 20.2h. Computer lab [ENGAGLRN]  | COMLBUSE | 1.82         | 2.03              |               | 2.08        | -0.23**       |

\* The comparison group and cohort columns on this page EXCLUDE your college.

\*\* T-test: 2-tailed

If a row contains less than 50 respondents, interpret the comparison results cautiously.



**Survey of Entering Student Engagement - Florida SouthWestern State College (2015 Administration)**

**2015 Benchmark Frequency Distributions - Main Survey**

Comparison Group: Extra-Large Colleges in the 2015 Cohort\*

Entering Students Only

[Weighted]

Engaged Learning (ENGAGLRN)

| Item   | Variable | Responses          | Your College |              | Ex-Large Colleges |              | 2015 Cohort   |              |
|--|----------|--------------------|--------------|--------------|-------------------|--------------|---------------|--------------|
|  |          |                    | Count        | Percent      | Count             | Percent      | Count         | Percent      |
| <b>Item 19: During the first three weeks of your first semester/quarter at this college, about how often did you do the following?</b> |          |                    |              |              |                   |              |               |              |
| 19a. Ask questions in class or contribute to class discussions [ENGAGLRN]  | ASKQUES  | Never              | 49           | 7.5          | 1,755             | 8.6          | 8,068         | 8.4          |
|  |          | Once               | 160          | 24.5         | 4,977             | 24.4         | 22,337        | 23.2         |
|  |          | Two or three times | 295          | 45.0         | 9,425             | 46.2         | 44,523        | 46.3         |
|  |          | Four or more times | 151          | 23.0         | 4,259             | 20.9         | 21,158        | 22.0         |
|  |          | <b>Total</b>       | <b>654</b>   | <b>100.0</b> | <b>20,416</b>     | <b>100.0</b> | <b>96,086</b> | <b>100.0</b> |
| 19b. Prepare at least two drafts of a paper or assignment before turning it in [ENGAGLRN]  | PREPDRFT | Never              | 184          | 28.3         | 5,591             | 27.6         | 27,727        | 29.1         |
|  |          | Once               | 210          | 32.2         | 7,434             | 36.6         | 34,188        | 35.8         |
|  |          | Two or three times | 200          | 30.7         | 5,954             | 29.4         | 27,170        | 28.5         |
|  |          | Four or more times | 57           | 8.7          | 1,307             | 6.4          | 6,314         | 6.6          |
|  |          | <b>Total</b>       | <b>650</b>   | <b>100.0</b> | <b>20,287</b>     | <b>100.0</b> | <b>95,400</b> | <b>100.0</b> |
| 19e. Participate in supplemental instruction (extra class sessions with an instructor, tutor, or experienced student) [ENGAGLRN]       | SUPINSTR | Never              | 416          | 63.0         | 13,727            | 67.2         | 64,891        | 67.6         |
|  |          | Once               | 119          | 18.0         | 3,462             | 17.0         | 15,882        | 16.5         |
|  |          | Two or three times | 94           | 14.3         | 2,279             | 11.2         | 10,744        | 11.2         |
|  |          | Four or more times | 31           | 4.7          | 945               | 4.6          | 4,471         | 4.7          |
|  |          | <b>Total</b>       | <b>660</b>   | <b>100.0</b> | <b>20,413</b>     | <b>100.0</b> | <b>95,988</b> | <b>100.0</b> |
| 19g. Work with other students on a project or assignment during class [ENGAGLRN]   | PINCLASS | Never              | 111          | 16.9         | 4,249             | 20.8         | 19,360        | 20.2         |
|  |          | Once               | 137          | 20.9         | 5,446             | 26.7         | 24,962        | 26.0         |
|  |          | Two or three times | 295          | 44.9         | 7,813             | 38.3         | 37,239        | 38.8         |
|  |          | Four or more times | 113          | 17.3         | 2,913             | 14.3         | 14,424        | 15.0         |
|  |          | <b>Total</b>       | <b>656</b>   | <b>100.0</b> | <b>20,421</b>     | <b>100.0</b> | <b>95,985</b> | <b>100.0</b> |
| 19h. Work with classmates outside of class on class projects or assignments [ENGAGLRN]   | PREPOUTC | Never              | 428          | 65.9         | 13,146            | 64.7         | 60,466        | 63.3         |
|  |          | Once               | 117          | 18.0         | 3,870             | 19.0         | 18,199        | 19.1         |
|  |          | Two or three times | 78           | 12.0         | 2,485             | 12.2         | 12,313        | 12.9         |
|  |          | Four or more times | 27           | 4.1          | 820               | 4.0          | 4,555         | 4.8          |
|  |          | <b>Total</b>       | <b>650</b>   | <b>100.0</b> | <b>20,320</b>     | <b>100.0</b> | <b>95,533</b> | <b>100.0</b> |
| 19i. Participate in a required study group outside of class [ENGAGLRN]   | GRPSTUDY | Never              | 544          | 82.8         | 16,620            | 81.5         | 78,353        | 81.7         |
|  |          | Once               | 63           | 9.6          | 2,116             | 10.4         | 9,542         | 9.9          |
|  |          | Two or three times | 33           | 4.9          | 1,205             | 5.9          | 5,660         | 5.9          |
|  |          | Four or more times | 18           | 2.7          | 449               | 2.2          | 2,401         | 2.5          |
|  |          | <b>Total</b>       | <b>657</b>   | <b>100.0</b> | <b>20,390</b>     | <b>100.0</b> | <b>95,957</b> | <b>100.0</b> |
| 19j. Participate in a student-initiated (not required) study group outside of class [ENGAGLRN]   | NRGSTUDY | Never              | 534          | 81.1         | 16,461            | 81.0         | 77,449        | 81.0         |
|  |          | Once               | 63           | 9.5          | 2,169             | 10.7         | 10,012        | 10.5         |
|  |          | Two or three times | 45           | 6.8          | 1,190             | 5.9          | 5,675         | 5.9          |
|  |          | Four or more times | 17           | 2.6          | 502               | 2.5          | 2,451         | 2.6          |
|  |          | <b>Total</b>       | <b>659</b>   | <b>100.0</b> | <b>20,322</b>     | <b>100.0</b> | <b>95,588</b> | <b>100.0</b> |

\* The comparison group and cohort columns on this page EXCLUDE your college.

**Survey of Entering Student Engagement - Florida SouthWestern State College (2015 Administration)**

**2015 Benchmark Frequency Distributions - Main Survey**

Comparison Group: Extra-Large Colleges in the 2015 Cohort\*

Entering Students Only

[Weighted]

Engaged Learning (ENGAGLRN)

| Item  | Variable | Responses          | Your College |              | Ex-Large Colleges |              | 2015 Cohort   |              |
|---|----------|--------------------|--------------|--------------|-------------------|--------------|---------------|--------------|
|   |          |                    | Count        | Percent      | Count             | Percent      | Count         | Percent      |
| <b>Item 19: During the first three weeks of your first semester/quarter at this college, about how often did you do the following?</b>  |          |                    |              |              |                   |              |               |              |
| 19k. Use an electronic tool (e-mail, text messaging, Facebook, MySpace, class Web site, etc.) to communicate with another student about coursework [ENGAGLRN]   | USEINTMG | Never              | 262          | 40.0         | 8,298             | 40.6         | 38,262        | 39.8         |
|   |          | Once               | 152          | 23.1         | 4,587             | 22.5         | 21,049        | 21.9         |
|   |          | Two or three times | 135          | 20.6         | 4,331             | 21.2         | 20,834        | 21.7         |
|   |          | Four or more times | 107          | 16.3         | 3,197             | 15.7         | 15,895        | 16.6         |
|   |          | <b>Total</b>       | <b>655</b>   | <b>100.0</b> | <b>20,413</b>     | <b>100.0</b> | <b>96,039</b> | <b>100.0</b> |
| 19l. Use an electronic tool (e-mail, text messaging, Facebook, MySpace, class Web site, etc.) to communicate with an instructor about coursework [ENGAGLRN]   | MAILFAC  | Never              | 193          | 29.5         | 6,700             | 32.9         | 29,795        | 31.2         |
|   |          | Once               | 185          | 28.3         | 5,570             | 27.4         | 25,570        | 26.7         |
|   |          | Two or three times | 183          | 28.0         | 5,337             | 26.2         | 25,994        | 27.2         |
|   |          | Four or more times | 93           | 14.2         | 2,735             | 13.4         | 14,289        | 14.9         |
|   |          | <b>Total</b>       | <b>655</b>   | <b>100.0</b> | <b>20,342</b>     | <b>100.0</b> | <b>95,648</b> | <b>100.0</b> |
| 19m. Discuss an assignment or grade with an instructor [ENGAGLRN]   | FACASSN  | Never              | 210          | 32.0         | 6,860             | 33.7         | 31,165        | 32.5         |
|   |          | Once               | 248          | 37.7         | 7,028             | 34.5         | 33,499        | 34.9         |
|   |          | Two or three times | 154          | 23.4         | 5,044             | 24.8         | 24,286        | 25.3         |
|   |          | Four or more times | 45           | 6.9          | 1,435             | 7.0          | 6,923         | 7.2          |
|   |          | <b>Total</b>       | <b>658</b>   | <b>100.0</b> | <b>20,367</b>     | <b>100.0</b> | <b>95,873</b> | <b>100.0</b> |
| 19n. Ask for help from an instructor regarding questions or problems related to a class [ENGAGLRN]  | CLASSREL | Never              | 149          | 22.6         | 4,719             | 23.2         | 21,810        | 22.7         |
|   |          | Once               | 219          | 33.2         | 6,553             | 32.2         | 30,427        | 31.7         |
|   |          | Two or three times | 217          | 33.0         | 6,813             | 33.4         | 32,206        | 33.6         |
|   |          | Four or more times | 73           | 11.1         | 2,292             | 11.2         | 11,434        | 11.9         |
|   |          | <b>Total</b>       | <b>658</b>   | <b>100.0</b> | <b>20,378</b>     | <b>100.0</b> | <b>95,876</b> | <b>100.0</b> |
| 19o. Receive prompt written or oral feedback from instructors on your performance [ENGAGLRN]  | FEEDBACK | Never              | 126          | 19.2         | 5,164             | 25.3         | 23,085        | 24.1         |
|   |          | Once               | 184          | 28.0         | 5,937             | 29.1         | 27,953        | 29.2         |
|   |          | Two or three times | 256          | 38.9         | 6,774             | 33.3         | 32,110        | 33.5         |
|   |          | Four or more times | 92           | 14.0         | 2,497             | 12.3         | 12,722        | 13.3         |
|   |          | <b>Total</b>       | <b>659</b>   | <b>100.0</b> | <b>20,373</b>     | <b>100.0</b> | <b>95,870</b> | <b>100.0</b> |
| 19q. Discuss ideas from your readings or classes with instructors outside of class [ENGAGLRN]   | FACIDOC  | Never              | 439          | 66.6         | 13,273            | 65.1         | 61,279        | 63.9         |
|   |          | Once               | 127          | 19.2         | 3,766             | 18.5         | 18,380        | 19.2         |
|   |          | Two or three times | 69           | 10.4         | 2,354             | 11.5         | 11,521        | 12.0         |
|   |          | Four or more times | 25           | 3.8          | 992               | 4.9          | 4,666         | 4.9          |
|   |          | <b>Total</b>       | <b>659</b>   | <b>100.0</b> | <b>20,385</b>     | <b>100.0</b> | <b>95,846</b> | <b>100.0</b> |
| <b>Item 20.2: Think about your experiences from the time of your decision to attend this college through the end of the first three weeks of your first semester/quarter. How often did you use the following services?</b> |          |                    |              |              |                   |              |               |              |
| 20.2d. Face-to-face tutoring [ENGAGLRN]   | FFTUSE   | Never              | 530          | 83.6         | 16,142            | 82.3         | 76,006        | 82.5         |
|   |          | Once               | 67           | 10.6         | 1,834             | 9.4          | 8,367         | 9.1          |
|   |          | Two or three times | 26           | 4.2          | 1,049             | 5.3          | 4,725         | 5.1          |
|   |          | Four or more times | 10           | 1.6          | 583               | 3.0          | 2,992         | 3.2          |
|   |          | <b>Total</b>       | <b>634</b>   | <b>100.0</b> | <b>19,607</b>     | <b>100.0</b> | <b>92,091</b> | <b>100.0</b> |

\* The comparison group and cohort columns on this page EXCLUDE your college.

**Survey of Entering Student Engagement - Florida SouthWestern State College (2015 Administration)**

**2015 Benchmark Frequency Distributions - Main Survey**

Comparison Group: Extra-Large Colleges in the 2015 Cohort\*

Entering Students Only

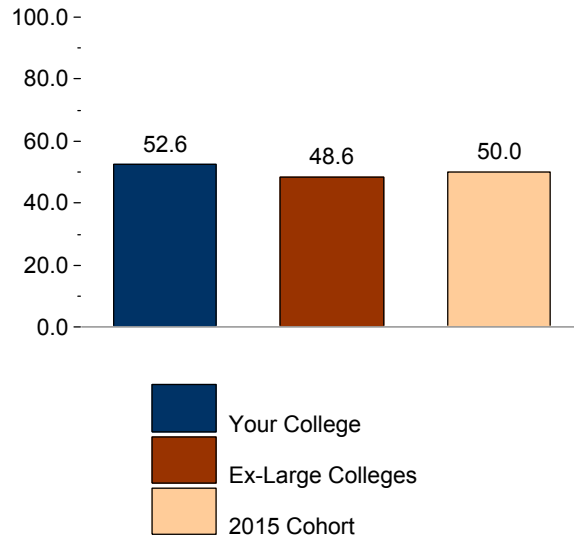
[Weighted]

Engaged Learning (ENGAGLRN)

| Item   | Variable | Responses          | Your College |         | Ex-Large Colleges |         | 2015 Cohort |         |
|--|----------|--------------------|--------------|---------|-------------------|---------|-------------|---------|
|  |          |                    | Count        | Percent | Count             | Percent | Count       | Percent |
| Item 20.2: Think about your experiences from the time of your decision to attend this college through the end of the first three weeks of your first semester/quarter. How often did you use the following services? |          |                    |              |         |                   |         |             |         |
| 20.2f. Writing, math, or other skill lab [ENGAGLRN]  | SKLABUSE | Never              | 401          | 63.1    | 12,579            | 64.3    | 59,523      | 65.0    |
|  |          | Once               | 127          | 20.0    | 2,670             | 13.6    | 11,025      | 12.0    |
|  |          | Two or three times | 75           | 11.8    | 2,017             | 10.3    | 9,321       | 10.2    |
|  |          | Four or more times | 32           | 5.0     | 2,300             | 11.8    | 11,639      | 12.7    |
|  |          | Total              | 635          | 100.0   | 19,566            | 100.0   | 91,508      | 100.0   |
| 20.2h. Computer lab [ENGAGLRN]   | COMLBUSE | Never              | 322          | 50.5    | 9,423             | 47.9    | 42,836      | 46.4    |
|  |          | Once               | 170          | 26.6    | 3,571             | 18.1    | 16,264      | 17.6    |
|  |          | Two or three times | 87           | 13.6    | 3,441             | 17.5    | 16,037      | 17.4    |
|  |          | Four or more times | 60           | 9.4     | 3,246             | 16.5    | 17,237      | 18.7    |
|  |          | Total              | 638          | 100.0   | 19,681            | 100.0   | 92,374      | 100.0   |

\* The comparison group and cohort columns on this page EXCLUDE your college.

**Survey of Entering Student Engagement**  
**Florida SouthWestern State College (2015 Administration)**  
**2015 Benchmark Bar Chart - Main Survey**  
Comparison Group: Extra-Large Colleges in the 2015 Cohort\*  
Entering Students Only  
[Weighted]  
Academic and Social Support (ACSOCSUP)



\* The comparison group and cohort bars on this page INCLUDE your college.

**Survey of Entering Student Engagement - Florida SouthWestern State College (2015 Administration)**

**2015 Benchmark Means Report - Main Survey**

Comparison Group: Extra-Large Colleges in the 2015 Cohort\*

Entering Students Only

[Weighted]

Academic and Social Support (ACSOCSUP)

|  |          | Your College | Ex-Large Colleges |               | 2015 Cohort |               |
|--|----------|--------------|-------------------|---------------|-------------|---------------|
| Item   | Variable | Mean         | Mean              | Effect Size** | Mean        | Effect Size** |
| Item 18: Think about your experiences from the time of your decision to attend this college through the end of the first three weeks of your first semester/quarter. |          |              |                   |               |             |               |
| 1 = Strongly disagree, 2 = Disagree, 3 = Neutral, 4 = Agree, 5 = Strongly agree  |          |              |                   |               |             |               |
| 18l. All instructors clearly explained academic and student support services available at this college [ACSOCSUP]  | RESOURCE | 4.11         | 3.86              | 0.27**        | 3.88        | 0.26**        |
| 18m. All instructors clearly explained course grading policies [ACSOCSUP]  | GRADEPOL | 4.31         | 4.26              |               | 4.26        |               |
| 18n. All instructors clearly explained course syllabi (syllabuses) [ACSOCSUP]  | SYLLABI  | 4.39         | 4.36              |               | 4.36        |               |
| 18o. I knew how to get in touch with my instructors outside of class [ACSOCSUP]  | FACMEET  | 4.34         | 4.27              |               | 4.29        |               |
| 18q. At least one other student whom I didn't previously know learned my name [ACSOCSUP]   | OSTUDNAM | 4.23         | 4.08              |               | 4.13        |               |
| 18r. At least one instructor learned my name [ACSOCSUP]  | FACNAM   | 4.17         | 4.18              |               | 4.26        |               |
| 18s. I learned the name of at least one other student in most of my classes [ACSOCSUP]   | STUNAM   | 4.29         | 4.18              |               | 4.25        |               |

\* The comparison group and cohort columns on this page EXCLUDE your college.

\*\* T-test: 2-tailed

If a row contains less than 50 respondents, interpret the comparison results cautiously.

**Survey of Entering Student Engagement - Florida SouthWestern State College (2015 Administration)**

**2015 Benchmark Frequency Distributions - Main Survey**

Comparison Group: Extra-Large Colleges in the 2015 Cohort\*

Entering Students Only

[Weighted]

Academic and Social Support (ACSOCSUP)

| Item  | Variable | Responses         | Your College |              | Ex-Large Colleges |              | 2015 Cohort   |              |
|---|----------|-------------------|--------------|--------------|-------------------|--------------|---------------|--------------|
|   |          |                   | Count        | Percent      | Count             | Percent      | Count         | Percent      |
| <b>Item 18: Think about your experiences from the time of your decision to attend this college through the end of the first three weeks of your first semester/quarter.</b> |          |                   |              |              |                   |              |               |              |
| 18l. All instructors clearly explained academic and student support services available at this college [ACSOCSUP]   | RESOURCE | Strongly disagree | 9            | 1.4          | 388               | 1.9          | 1,762         | 1.9          |
|   |          | Disagree          | 25           | 3.9          | 1,535             | 7.6          | 6,951         | 7.3          |
|   |          | Neutral           | 91           | 13.9         | 4,043             | 20.0         | 18,818        | 19.8         |
|   |          | Agree             | 286          | 43.7         | 8,786             | 43.4         | 41,157        | 43.3         |
|   |          | Strongly agree    | 244          | 37.2         | 5,479             | 27.1         | 26,404        | 27.8         |
|   |          | <b>Total</b>      | <b>655</b>   | <b>100.0</b> | <b>20,230</b>     | <b>100.0</b> | <b>95,092</b> | <b>100.0</b> |
| 18m. All instructors clearly explained course grading policies [ACSOCSUP]   | GRADEPOL | Strongly disagree | 3            | 0.4          | 122               | 0.6          | 607           | 0.6          |
|   |          | Disagree          | 12           | 1.8          | 449               | 2.2          | 2,160         | 2.3          |
|   |          | Neutral           | 64           | 9.7          | 1,914             | 9.4          | 8,802         | 9.2          |
|   |          | Agree             | 283          | 43.0         | 9,413             | 46.4         | 44,150        | 46.4         |
|   |          | Strongly agree    | 296          | 45.1         | 8,367             | 41.3         | 39,497        | 41.5         |
|   |          | <b>Total</b>      | <b>657</b>   | <b>100.0</b> | <b>20,265</b>     | <b>100.0</b> | <b>95,215</b> | <b>100.0</b> |
| 18n. All instructors clearly explained course syllabi (syllabuses) [ACSOCSUP]   | SYLLABI  | Strongly disagree | 2            | 0.3          | 73                | 0.4          | 427           | 0.4          |
|   |          | Disagree          | 12           | 1.9          | 350               | 1.7          | 1,617         | 1.7          |
|   |          | Neutral           | 47           | 7.1          | 1,416             | 7.0          | 6,768         | 7.1          |
|   |          | Agree             | 261          | 39.9         | 8,729             | 43.2         | 40,941        | 43.1         |
|   |          | Strongly agree    | 333          | 50.9         | 9,661             | 47.8         | 45,293        | 47.7         |
|   |          | <b>Total</b>      | <b>655</b>   | <b>100.0</b> | <b>20,228</b>     | <b>100.0</b> | <b>95,046</b> | <b>100.0</b> |
| 18o. I knew how to get in touch with my instructors outside of class [ACSOCSUP]   | FACMEET  | Strongly disagree | 2            | 0.4          | 115               | 0.6          | 605           | 0.6          |
|   |          | Disagree          | 13           | 2.0          | 497               | 2.5          | 2,142         | 2.2          |
|   |          | Neutral           | 61           | 9.3          | 1,886             | 9.3          | 8,492         | 8.9          |
|   |          | Agree             | 265          | 40.3         | 9,008             | 44.4         | 42,045        | 44.1         |
|   |          | Strongly agree    | 315          | 48.0         | 8,765             | 43.2         | 42,005        | 44.1         |
|   |          | <b>Total</b>      | <b>657</b>   | <b>100.0</b> | <b>20,271</b>     | <b>100.0</b> | <b>95,289</b> | <b>100.0</b> |
| 18q. At least one other student whom I didn't previously know learned my name [ACSOCSUP]  | OSTUDNAM | Strongly disagree | 14           | 2.0          | 614               | 3.0          | 2,549         | 2.7          |
|   |          | Disagree          | 27           | 4.1          | 1,173             | 5.8          | 4,874         | 5.1          |
|   |          | Neutral           | 62           | 9.4          | 2,311             | 11.4         | 10,036        | 10.5         |
|   |          | Agree             | 250          | 37.8         | 8,029             | 39.6         | 37,632        | 39.5         |
|   |          | Strongly agree    | 308          | 46.6         | 8,148             | 40.2         | 40,211        | 42.2         |
|   |          | <b>Total</b>      | <b>660</b>   | <b>100.0</b> | <b>20,275</b>     | <b>100.0</b> | <b>95,301</b> | <b>100.0</b> |
| 18r. At least one instructor learned my name [ACSOCSUP]   | FACNAM   | Strongly disagree | 21           | 3.2          | 433               | 2.1          | 1,490         | 1.6          |
|   |          | Disagree          | 30           | 4.6          | 917               | 4.6          | 3,285         | 3.5          |
|   |          | Neutral           | 69           | 10.5         | 1,959             | 9.7          | 8,048         | 8.5          |
|   |          | Agree             | 230          | 35.1         | 8,077             | 40.1         | 38,128        | 40.2         |
|   |          | Strongly agree    | 305          | 46.5         | 8,769             | 43.5         | 43,849        | 46.3         |
|   |          | <b>Total</b>      | <b>655</b>   | <b>100.0</b> | <b>20,156</b>     | <b>100.0</b> | <b>94,800</b> | <b>100.0</b> |

\* The comparison group and cohort columns on this page EXCLUDE your college.

**Survey of Entering Student Engagement - Florida SouthWestern State College (2015 Administration)**

**2015 Benchmark Frequency Distributions - Main Survey**

Comparison Group: Extra-Large Colleges in the 2015 Cohort\*

Entering Students Only

[Weighted]

Academic and Social Support (ACSOCSUP)

| Item   | Variable | Responses         | Your College |         | Ex-Large Colleges |         | 2015 Cohort |         |
|--|----------|-------------------|--------------|---------|-------------------|---------|-------------|---------|
|  |          |                   | Count        | Percent | Count             | Percent | Count       | Percent |
| Item 18: Think about your experiences from the time of your decision to attend this college through the end of the first three weeks of your first semester/quarter. |          |                   |              |         |                   |         |             |         |
| 18s. I learned the name of at least one other student in most of my classes [ACSOCSUP]   | STUNAM   | Strongly disagree | 15           | 2.3     | 422               | 2.1     | 1,689       | 1.8     |
|  |          | Disagree          | 22           | 3.4     | 1,025             | 5.1     | 3,917       | 4.1     |
|  |          | Neutral           | 48           | 7.3     | 1,900             | 9.4     | 7,966       | 8.4     |
|  |          | Agree             | 244          | 36.9    | 8,006             | 39.5    | 37,378      | 39.2    |
|  |          | Strongly agree    | 330          | 50.1    | 8,929             | 44.0    | 44,350      | 46.5    |
|  |          | Total             | 659          | 100.0   | 20,282            | 100.0   | 95,299      | 100.0   |

\* The comparison group and cohort columns on this page EXCLUDE your college.