

**Survey of Entering Student Engagement - Florida SouthWestern State College (2016 Administration)**

**2016 Benchmark Scores Report - Main Survey**

Comparison Group: Extra-Large Colleges in the 2016 Cohort\*

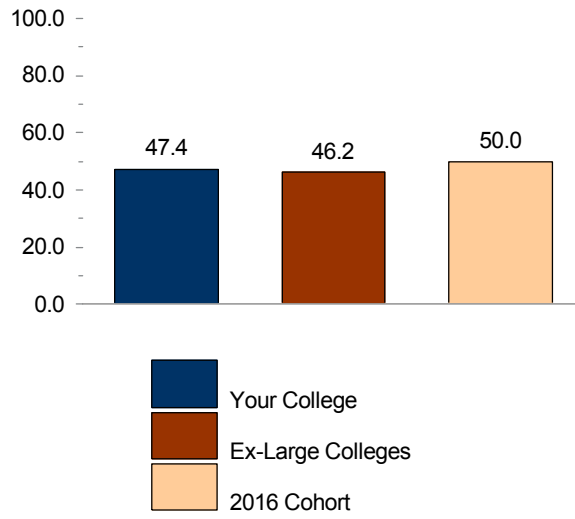
Entering Students Only

[Weighted]

Benchmark	Your College	Ex-Large Colleges		2016 Cohort	
	Score	Score	Difference	Score	Difference
Early Connections	47.4	46.2	1.2	50.0	-2.6
High Expectations and Aspirations	55.5	49.7	5.8	50.0	5.5
Clear Academic Plan and Pathway	42.9	47.4	-4.5	50.0	-7.1
Effective Track to College Readiness	31.6	48.8	-17.2	50.0	-18.4
Engaged Learning	47.3	48.8	-1.5	50.0	-2.7
Academic and Social Support Network	50.6	48.0	2.7	50.0	0.6

\* The comparison group and cohort columns on this page INCLUDE your college.

**Survey of Entering Student Engagement**  
**Florida SouthWestern State College (2016 Administration)**  
**2016 Benchmark Bar Chart - Main Survey**  
Comparison Group: Extra-Large Colleges in the 2016 Cohort\*  
Entering Students Only  
[Weighted]  
Early Connections (EARLYCON)



\* The comparison group and cohort bars on this page INCLUDE your college.

20JAN17

**Survey of Entering Student Engagement - Florida SouthWestern State College (2016 Administration)**

**2016 Benchmark Means Report - Main Survey**

Comparison Group: Extra-Large Colleges in the 2016 Cohort\*

Entering Students Only

[Weighted]

Early Connections (EARLYCON)

		Your College	Ex-Large Colleges		2016 Cohort	
Item	Variable	Mean	Mean	Effect Size**	Mean	Effect Size**
Item 18: Think about your experiences from the time of your decision to attend this college through the end of the first three weeks of your first semester/quarter.						
1 = Strongly disagree, 2 = Disagree, 3 = Neutral, 4 = Agree, 5 = Strongly agree						
18a. The very first time I came to this college I felt welcome [EARLYCON]	WELCOME	4.11	3.96		4.02	
18i. The college provided me with adequate information about financial assistance (scholarships, grants, loans, etc.) [EARLYCON]	FAINFO	3.51	3.39		3.48	
18j. A college staff member helped me determine whether I qualified for financial assistance [EARLYCON]	QUALFA	2.88	2.97		3.08	
18p. At least one college staff member (other than an instructor) learned my name [EARLYCON]	CSTAFNAM	3.25	3.13		3.30	
One or more items in this benchmark are not suited to means calculations. Please see the Frequency Distribution that follows for these items.						

\* The comparison group and cohort columns on this page EXCLUDE your college.

\*\* T-test: 2-tailed

If a row contains less than 50 respondents, interpret the comparison results cautiously.

**Survey of Entering Student Engagement - Florida SouthWestern State College (2016 Administration)**

**2016 Benchmark Frequency Distributions - Main Survey**

Comparison Group: Extra-Large Colleges in the 2016 Cohort\*

Entering Students Only

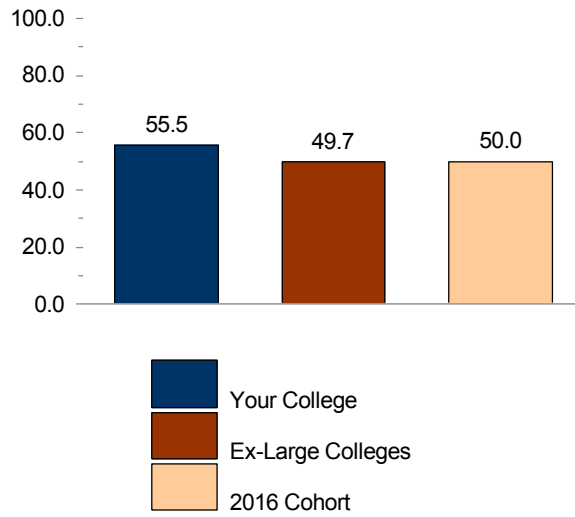
[Weighted]

Early Connections (EARLYCON)

			Your College		Ex-Large Colleges		2016 Cohort	
Item	Variable	Responses	Count	Percent	Count	Percent	Count	Percent
<b>Item 18: Think about your experiences from the time of your decision to attend this college through the end of the first three weeks of your first semester/quarter.</b>								
18a. The very first time I came to this college I felt welcome [EARLYCON]	WELCOME	Strongly disagree	1	0.2	177	0.8	683	0.7
		Disagree	18	2.1	505	2.2	1,984	1.9
		Neutral	163	18.7	5,817	25.3	23,061	22.2
		Agree	387	44.4	10,063	43.8	46,681	44.9
		Strongly agree	302	34.7	6,396	27.9	31,575	30.4
		<b>Total</b>	<b>872</b>	<b>100.0</b>	<b>22,958</b>	<b>100.0</b>	<b>103,984</b>	<b>100.0</b>
18i. The college provided me with adequate information about financial assistance (scholarships, grants, loans, etc.) [EARLYCON]	FAINFO	Strongly disagree	59	6.7	1,632	7.1	6,460	6.2
		Disagree	91	10.5	3,437	15.0	14,314	13.8
		Neutral	248	28.5	6,272	27.3	27,045	26.1
		Agree	292	33.6	7,431	32.4	35,086	33.8
		Strongly agree	180	20.8	4,162	18.1	20,893	20.1
		<b>Total</b>	<b>870</b>	<b>100.0</b>	<b>22,933</b>	<b>100.0</b>	<b>103,798</b>	<b>100.0</b>
18j. A college staff member helped me determine whether I qualified for financial assistance [EARLYCON]	QUALFA	Strongly disagree	120	13.9	2,643	11.6	10,495	10.1
		Disagree	239	27.8	6,304	27.6	26,061	25.2
		Neutral	226	26.3	5,937	26.0	27,028	26.1
		Agree	170	19.8	5,013	21.9	24,172	23.3
		Strongly agree	105	12.2	2,976	13.0	15,778	15.2
		<b>Total</b>	<b>860</b>	<b>100.0</b>	<b>22,872</b>	<b>100.0</b>	<b>103,534</b>	<b>100.0</b>
18p. At least one college staff member (other than an instructor) learned my name [EARLYCON]	CSTAFNAM	Strongly disagree	117	13.5	3,246	14.2	12,137	11.7
		Disagree	170	19.5	5,215	22.8	21,119	20.4
		Neutral	164	18.9	4,468	19.5	18,820	18.2
		Agree	214	24.6	5,310	23.2	26,403	25.5
		Strongly agree	204	23.4	4,635	20.3	25,204	24.3
		<b>Total</b>	<b>869</b>	<b>100.0</b>	<b>22,874</b>	<b>100.0</b>	<b>103,684</b>	<b>100.0</b>
<b>Item 23</b>								
23. Was a specific person assigned to you so you could see him/her each time you needed information or assistance? [EARLYCON]	ASNPERS	Yes	196	23.1	6,289	28.5	32,086	31.8
		No	651	76.9	15,808	71.5	68,674	68.2
		<b>Total</b>	<b>846</b>	<b>100.0</b>	<b>22,097</b>	<b>100.0</b>	<b>100,760</b>	<b>100.0</b>

\* The comparison group and cohort columns on this page EXCLUDE your college.

**Survey of Entering Student Engagement**  
**Florida SouthWestern State College (2016 Administration)**  
**2016 Benchmark Bar Chart - Main Survey**  
Comparison Group: Extra-Large Colleges in the 2016 Cohort\*  
Entering Students Only  
[Weighted]  
High Expectations and Aspirations (HIEXPECT)



\* The comparison group and cohort bars on this page INCLUDE your college.

20JAN17

**Survey of Entering Student Engagement - Florida SouthWestern State College (2016 Administration)**

**2016 Benchmark Means Report - Main Survey**

Comparison Group: Extra-Large Colleges in the 2016 Cohort\*

Entering Students Only

[Weighted]

High Expectations and Aspirations (HIEEXPECT)

		Your College	Ex-Large Colleges		2016 Cohort	
Item	Variable	Mean	Mean	Effect Size**	Mean	Effect Size**
Item 18: Think about your experiences from the time of your decision to attend this college through the end of the first three weeks of your first semester/quarter.						
1 = Strongly disagree, 2 = Disagree, 3 = Neutral, 4 = Agree, 5 = Strongly agree						
18b. The instructors at this college want me to succeed [HIEEXPECT]	WNTSCCD	4.32	4.25		4.29	
18t. I have the motivation to do what it takes to succeed in college [HIEEXPECT]	ITTAKES	4.48	4.38		4.38	
18u. I am prepared academically to succeed in college [HIEEXPECT]	ACPRPRD	4.37	4.28		4.28	
Item 19: During the first three weeks of your first semester/quarter at this college, about how often did you do the following?						
1 = Never, 2 = Once, 3 = Two or three times, 4 = Four or more times						
19c. Turn in an assignment late [HIEEXPECT]	LATETURN	1.39	1.42		1.45	
19d. Not turn in an assignment [HIEEXPECT]	NOTTURN	1.28	1.41		1.39	
19f. Come to class without completing readings or assignments [HIEEXPECT]	NOTCOMPL	1.46	1.60		1.60	
19s. Skip class [HIEEXPECT]	SKIPCL	1.22	1.31		1.32	

\* The comparison group and cohort columns on this page EXCLUDE your college.

\*\* T-test: 2-tailed

If a row contains less than 50 respondents, interpret the comparison results cautiously.

**Survey of Entering Student Engagement - Florida SouthWestern State College (2016 Administration)**

**2016 Benchmark Frequency Distributions - Main Survey**

Comparison Group: Extra-Large Colleges in the 2016 Cohort\*

Entering Students Only

[Weighted]

High Expectations and Aspirations (HIEXPECT)

			Your College		Ex-Large Colleges		2016 Cohort	
Item	Variable	Responses	Count	Percent	Count	Percent	Count	Percent
<b>Item 18: Think about your experiences from the time of your decision to attend this college through the end of the first three weeks of your first semester/quarter.</b>								
18b. The instructors at this college want me to succeed [HIEXPECT]	WNTSCCD	Strongly disagree	0	N/A	43	0.2	184	0.2
		Disagree	8	0.9	162	0.7	644	0.6
		Neutral	85	9.8	2,866	12.5	11,661	11.3
		Agree	395	45.7	10,681	46.8	47,358	45.8
		Strongly agree	376	43.6	9,094	39.8	43,577	42.1
		<b>Total</b>	<b>863</b>	<b>100.0</b>	<b>22,846</b>	<b>100.0</b>	<b>103,423</b>	<b>100.0</b>
18t. I have the motivation to do what it takes to succeed in college [HIEXPECT]	ITTAKES	Strongly disagree	1	0.1	124	0.5	519	0.5
		Disagree	13	1.5	336	1.5	1,403	1.4
		Neutral	52	6.0	2,279	10.0	10,050	9.7
		Agree	306	35.2	8,198	35.9	37,347	36.1
		Strongly agree	496	57.2	11,914	52.1	54,212	52.4
		<b>Total</b>	<b>868</b>	<b>100.0</b>	<b>22,850</b>	<b>100.0</b>	<b>103,532</b>	<b>100.0</b>
18u. I am prepared academically to succeed in college [HIEXPECT]	ACPRPRD	Strongly disagree	1	0.1	117	0.5	533	0.5
		Disagree	18	2.1	329	1.4	1,576	1.5
		Neutral	84	9.6	3,004	13.1	13,585	13.1
		Agree	324	37.2	8,964	39.1	40,830	39.3
		Strongly agree	443	50.9	10,518	45.9	47,265	45.5
		<b>Total</b>	<b>871</b>	<b>100.0</b>	<b>22,933</b>	<b>100.0</b>	<b>103,787</b>	<b>100.0</b>
<b>Item 19: During the first three weeks of your first semester/quarter at this college, about how often did you do the following?</b>								
19c. Turn in an assignment late [HIEXPECT]	LATETURN	Never	606	69.9	15,448	67.3	68,207	65.4
		Once	193	22.2	5,603	24.4	26,557	25.5
		Two or three times	61	7.0	1,656	7.2	8,317	8.0
		Four or more times	8	0.9	239	1.0	1,217	1.2
		<b>Total</b>	<b>867</b>	<b>100.0</b>	<b>22,945</b>	<b>100.0</b>	<b>104,298</b>	<b>100.0</b>
19d. Not turn in an assignment [HIEXPECT]	NOTTURN	Never	673	78.5	15,656	69.4	72,652	71.0
		Once	135	15.8	4,954	22.0	21,098	20.6
		Two or three times	39	4.5	1,557	6.9	6,880	6.7
		Four or more times	10	1.2	385	1.7	1,748	1.7
		<b>Total</b>	<b>858</b>	<b>100.0</b>	<b>22,552</b>	<b>100.0</b>	<b>102,378</b>	<b>100.0</b>
19f. Come to class without completing readings or assignments [HIEXPECT]	NOTCOMPL	Never	568	65.2	13,142	57.2	59,495	57.0
		Once	215	24.8	6,605	28.7	30,113	28.8
		Two or three times	78	9.0	2,595	11.3	11,923	11.4
		Four or more times	9	1.1	643	2.8	2,873	2.8
		<b>Total</b>	<b>870</b>	<b>100.0</b>	<b>22,985</b>	<b>100.0</b>	<b>104,405</b>	<b>100.0</b>

\* The comparison group and cohort columns on this page EXCLUDE your college.

**Survey of Entering Student Engagement - Florida SouthWestern State College (2016 Administration)**

**2016 Benchmark Frequency Distributions - Main Survey**

Comparison Group: Extra-Large Colleges in the 2016 Cohort\*

Entering Students Only

[Weighted]

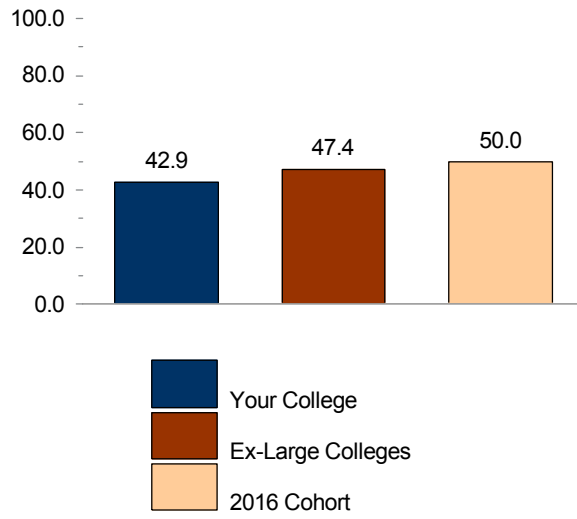
High Expectations and Aspirations (HIEXPECT)

			Your College		Ex-Large Colleges		2016 Cohort	
Item	Variable	Responses	Count	Percent	Count	Percent	Count	Percent
Item 19: During the first three weeks of your first semester/quarter at this college, about how often did you do the following?								
19s. Skip class [HIEXPECT]	SKIPCL	Never	731	83.5	17,680	76.8	79,685	76.2
		Once	109	12.5	3,713	16.1	17,208	16.5
		Two or three times	23	2.6	1,380	6.0	6,439	6.2
		Four or more times	12	1.3	248	1.1	1,270	1.2
Total			875	100.0	23,021	100.0	104,602	100.0

\* The comparison group and cohort columns on this page EXCLUDE your college.



**Survey of Entering Student Engagement**  
**Florida SouthWestern State College (2016 Administration)**  
**2016 Benchmark Bar Chart - Main Survey**  
Comparison Group: Extra-Large Colleges in the 2016 Cohort\*  
Entering Students Only  
[Weighted]  
Clear Academic Plan and Pathway (ACADPLAN)



\* The comparison group and cohort bars on this page INCLUDE your college.

20JAN17

**Survey of Entering Student Engagement - Florida SouthWestern State College (2016 Administration)**

**2016 Benchmark Means Report - Main Survey**

Comparison Group: Extra-Large Colleges in the 2016 Cohort\*

Entering Students Only

[Weighted]

Clear Academic Plan and Pathway (ACADPLAN)

		Your College	Ex-Large Colleges		2016 Cohort	
Item	Variable	Mean	Mean	Effect Size**	Mean	Effect Size**
Item 18: Think about your experiences from the time of your decision to attend this college through the end of the first three weeks of your first semester/quarter.						
1 = Strongly disagree, 2 = Disagree, 3 = Neutral, 4 = Agree, 5 = Strongly agree						
18d. I was able to meet with an academic advisor at times convenient for me [ACADPLAN]	AACONTIM	3.67	3.72		3.81	
18e. An advisor helped me to select a course of study, program, or major [ACADPLAN]	AASELMAJ	3.35	3.67	-0.29**	3.73	-0.35**
18f. An advisor helped me to set academic goals and to create a plan for achieving them [ACADPLAN]	ACADGOAL	3.14	3.32		3.35	
18g. An advisor helped me to identify the courses I needed to take during my first semester/quarter [ACADPLAN]	CRSADV	3.65	3.87	-0.21**	3.94	-0.29**
18h. A college staff member talked with me about my commitments outside of school (work, children, dependents, etc.) to help me figure out how many courses to take [ACADPLAN]	OSCOMM	2.76	2.82		2.92	

\* The comparison group and cohort columns on this page EXCLUDE your college.

\*\* T-test: 2-tailed

If a row contains less than 50 respondents, interpret the comparison results cautiously.

**Survey of Entering Student Engagement - Florida SouthWestern State College (2016 Administration)**

**2016 Benchmark Frequency Distributions - Main Survey**

Comparison Group: Extra-Large Colleges in the 2016 Cohort\*

Entering Students Only

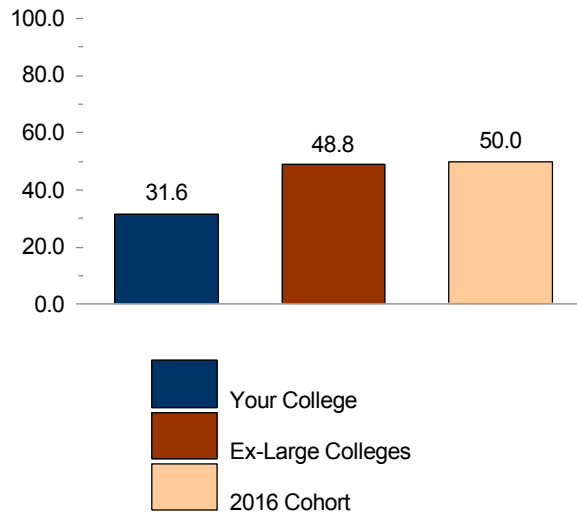
[Weighted]

Clear Academic Plan and Pathway (ACADPLAN)

Item	Variable	Responses	Your College		Ex-Large Colleges		2016 Cohort	
			Count	Percent	Count	Percent	Count	Percent
Item 18: Think about your experiences from the time of your decision to attend this college through the end of the first three weeks of your first semester/quarter.								
18d. I was able to meet with an academic advisor at times convenient for me [ACADPLAN]	AACONTIM	Strongly disagree	29	3.4	620	2.7	2,357	2.3
		Disagree	78	9.0	1,973	8.7	7,198	7.0
		Neutral	247	28.7	5,944	26.1	25,313	24.6
		Agree	298	34.7	8,722	38.4	40,944	39.7
		Strongly agree	208	24.2	5,475	24.1	27,225	26.4
		<b>Total</b>	<b>859</b>	<b>100.0</b>	<b>22,735</b>	<b>100.0</b>	<b>103,037</b>	<b>100.0</b>
18e. An advisor helped me to select a course of study, program, or major [ACADPLAN]	AASELMAJ	Strongly disagree	71	8.2	1,164	5.1	4,733	4.6
		Disagree	167	19.2	2,994	13.1	12,506	12.0
		Neutral	196	22.6	4,412	19.2	19,064	18.4
		Agree	257	29.5	8,060	35.2	36,889	35.5
		Strongly agree	178	20.5	6,293	27.5	30,608	29.5
		<b>Total</b>	<b>870</b>	<b>100.0</b>	<b>22,922</b>	<b>100.0</b>	<b>103,801</b>	<b>100.0</b>
18f. An advisor helped me to set academic goals and to create a plan for achieving them [ACADPLAN]	ACADGOAL	Strongly disagree	78	9.0	1,501	6.6	6,179	6.0
		Disagree	214	24.7	4,426	19.3	19,476	18.8
		Neutral	235	27.1	6,450	28.2	29,660	28.6
		Agree	190	21.9	6,148	26.9	28,172	27.2
		Strongly agree	149	17.2	4,354	19.0	20,089	19.4
		<b>Total</b>	<b>866</b>	<b>100.0</b>	<b>22,879</b>	<b>100.0</b>	<b>103,576</b>	<b>100.0</b>
18g. An advisor helped me to identify the courses I needed to take during my first semester/quarter [ACADPLAN]	CRSADV	Strongly disagree	46	5.3	941	4.1	3,584	3.5
		Disagree	125	14.3	2,011	8.8	7,983	7.7
		Neutral	144	16.6	3,244	14.2	14,251	13.7
		Agree	330	37.9	9,569	41.7	43,174	41.6
		Strongly agree	225	25.9	7,158	31.2	34,780	33.5
		<b>Total</b>	<b>869</b>	<b>100.0</b>	<b>22,922</b>	<b>100.0</b>	<b>103,772</b>	<b>100.0</b>
18h. A college staff member talked with me about my commitments outside of school (work, children, dependents, etc.) to help me figure out how many courses to take [ACADPLAN]	OSCOMM	Strongly disagree	136	15.6	3,050	13.3	12,186	11.7
		Disagree	284	32.7	7,385	32.2	31,170	30.0
		Neutral	205	23.6	5,678	24.8	26,331	25.4
		Agree	137	15.7	4,310	18.8	20,748	20.0
		Strongly agree	107	12.3	2,511	10.9	13,355	12.9
		<b>Total</b>	<b>869</b>	<b>100.0</b>	<b>22,935</b>	<b>100.0</b>	<b>103,789</b>	<b>100.0</b>

\* The comparison group and cohort columns on this page EXCLUDE your college.

**Survey of Entering Student Engagement**  
**Florida SouthWestern State College (2016 Administration)**  
**2016 Benchmark Bar Chart - Main Survey**  
Comparison Group: Extra-Large Colleges in the 2016 Cohort\*  
Entering Students Only  
[Weighted]  
Effective Track to College Readiness (COLLREAD)



\* The comparison group and cohort bars on this page INCLUDE your college.

20JAN17

**Survey of Entering Student Engagement - Florida SouthWestern State College (2016 Administration)**

**2016 Benchmark Means Report - Main Survey**

Comparison Group: Extra-Large Colleges in the 2016 Cohort\*

Entering Students Only

[Weighted]

Effective Track to College Readiness (COLLREAD)

		Your College	Ex-Large Colleges		2016 Cohort	
Item	Variable	Mean	Mean	Effect Size**	Mean	Effect Size**
Item 21: Think about your experiences from the time of your decision to attend this college through the end of the first three weeks of your first semester/quarter. Within a class, or through another experience at this college:						
1 = Strongly disagree, 2 = Disagree, 3 = Neutral, 4 = Agree, 5 = Strongly agree						
21a. I learned to improve my study skills (listening, note taking, highlighting readings, working with others, etc.) [COLLREAD]	LNDSTUDY	3.99	4.00		4.01	
21b. I learned to understand my academic strengths and weaknesses [COLLREAD]	LNDACAWK	4.00	3.94		3.96	
21c. I learned skills and strategies to improve my test-taking ability [COLLREAD]	LNSDKLLS	3.66	3.65		3.66	
One or more items in this benchmark are not suited to means calculations. Please see the Frequency Distribution that follows for these items.						

\* The comparison group and cohort columns on this page EXCLUDE your college.

\*\* T-test: 2-tailed

If a row contains less than 50 respondents, interpret the comparison results cautiously.

**Survey of Entering Student Engagement - Florida SouthWestern State College (2016 Administration)**

**2016 Benchmark Frequency Distributions - Main Survey**

Comparison Group: Extra-Large Colleges in the 2016 Cohort\*

Entering Students Only

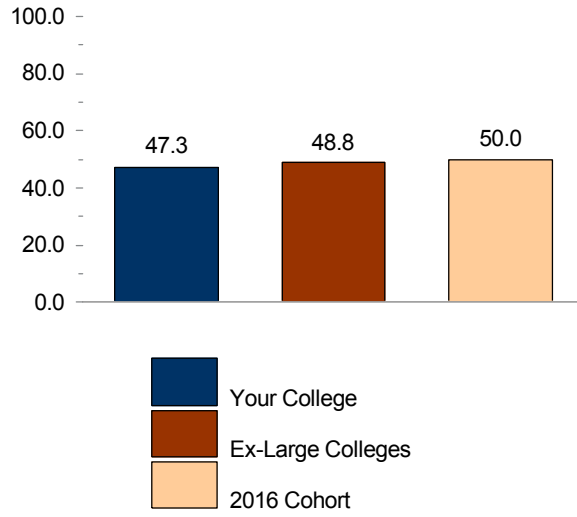
[Weighted]

Effective Track to College Readiness (COLLREAD)

Item	Variable	Responses	Your College		Ex-Large Colleges		2016 Cohort	
			Count	Percent	Count	Percent	Count	Percent
Item 12: Think about your experiences from the time of your decision to attend this college through the end of the first three weeks of your first semester/quarter.								
12a. Before I could register for classes, I was required to take a placement test (COMPASS, ASSET, ACCUPLACER, SAT, ACT, etc.) to assess my skills in reading, writing, and/or math [COLLREAD]	REQPTST	Yes	440	51.1	18,807	82.5	86,888	84.1
		No	421	48.9	4,000	17.5	16,373	15.9
		<b>Total</b>	<b>862</b>	<b>100.0</b>	<b>22,807</b>	<b>100.0</b>	<b>103,262</b>	<b>100.0</b>
12b. I took a placement test (COMPASS, ASSET, ACCUPLACER, SAT, ACT, etc.) [COLLREAD]	TKPTST	Yes	571	67.6	19,171	86.4	88,897	88.3
		No	273	32.4	3,005	13.6	11,822	11.7
		<b>Total</b>	<b>844</b>	<b>100.0</b>	<b>22,177</b>	<b>100.0</b>	<b>100,718</b>	<b>100.0</b>
Item 14								
14. This college required me to enroll in classes indicated by my placement test scores during my first semester/quarter [COLLREAD]	REQCLASS	Yes	331	38.1	15,601	68.7	70,727	68.7
		No	536	61.9	7,123	31.3	32,155	31.3
		<b>Total</b>	<b>867</b>	<b>100.0</b>	<b>22,723</b>	<b>100.0</b>	<b>102,881</b>	<b>100.0</b>
Item 21: Think about your experiences from the time of your decision to attend this college through the end of the first three weeks of your first semester/quarter. Within a class, or through another experience at this college:								
21a. I learned to improve my study skills (listening, note taking, highlighting readings, working with others, etc.) [COLLREAD]	LNDSTUDY	Strongly disagree	8	1.0	332	1.5	1,479	1.4
		Disagree	45	5.2	865	3.8	3,934	3.8
		Neutral	166	18.9	4,620	20.2	20,582	19.8
		Agree	383	43.8	9,642	42.2	43,683	42.0
		Strongly agree	273	31.1	7,379	32.3	34,340	33.0
		<b>Total</b>	<b>875</b>	<b>100.0</b>	<b>22,838</b>	<b>100.0</b>	<b>104,018</b>	<b>100.0</b>
21b. I learned to understand my academic strengths and weaknesses [COLLREAD]	LNDACAWK	Strongly disagree	9	1.1	278	1.2	1,245	1.2
		Disagree	39	4.5	889	3.9	3,877	3.7
		Neutral	166	19.1	5,193	22.8	22,994	22.1
		Agree	385	44.1	9,993	43.8	45,549	43.8
		Strongly agree	272	31.2	6,452	28.3	30,228	29.1
		<b>Total</b>	<b>871</b>	<b>100.0</b>	<b>22,806</b>	<b>100.0</b>	<b>103,894</b>	<b>100.0</b>
21c. I learned skills and strategies to improve my test-taking ability [COLLREAD]	LNDKLLS	Strongly disagree	15	1.8	615	2.7	2,740	2.6
		Disagree	103	11.8	2,218	9.7	10,050	9.7
		Neutral	259	29.6	7,102	31.1	32,200	31.0
		Agree	285	32.7	7,516	32.9	33,745	32.5
		Strongly agree	211	24.2	5,370	23.5	25,198	24.2
		<b>Total</b>	<b>873</b>	<b>100.0</b>	<b>22,821</b>	<b>100.0</b>	<b>103,933</b>	<b>100.0</b>

\* The comparison group and cohort columns on this page EXCLUDE your college.

**Survey of Entering Student Engagement**  
**Florida SouthWestern State College (2016 Administration)**  
**2016 Benchmark Bar Chart - Main Survey**  
Comparison Group: Extra-Large Colleges in the 2016 Cohort\*  
Entering Students Only  
[Weighted]  
Engaged Learning (ENGAGLRN)



\* The comparison group and cohort bars on this page INCLUDE your college.

20JAN17

**Survey of Entering Student Engagement - Florida SouthWestern State College (2016 Administration)**

**2016 Benchmark Means Report - Main Survey**

Comparison Group: Extra-Large Colleges in the 2016 Cohort\*

Entering Students Only

[Weighted]

Engaged Learning (ENGAGLRN)

		Your College	Ex-Large Colleges		2016 Cohort	
Item	Variable	Mean	Mean	Effect Size**	Mean	Effect Size**
<b>Item 19: During the first three weeks of your first semester/quarter at this college, about how often did you do the following?</b>						
1 = Never, 2 = Once, 3 = Two or three times, 4 = Four or more times						
19a. Ask questions in class or contribute to class discussions [ENGAGLRN]	ASKQUES	2.66	2.76		2.80	
19b. Prepare at least two drafts of a paper or assignment before turning it in [ENGAGLRN]	PREPDRFT	2.08	2.13		2.12	
19e. Participate in supplemental instruction (extra class sessions with an instructor, tutor, or experienced student) [ENGAGLRN]	SUPINSTR	1.57	1.55		1.54	
19g. Work with other students on a project or assignment during class [ENGAGLRN]	PINCLASS	2.43	2.43		2.47	
19h. Work with classmates outside of class on class projects or assignments [ENGAGLRN]	PREPOUTC	1.62	1.56		1.59	
19i. Participate in a required study group outside of class [ENGAGLRN]	GRPSTUDY	1.28	1.30		1.30	
19j. Participate in a student-initiated (not required) study group outside of class [ENGAGLRN]	NRGSTUDY	1.34	1.30		1.30	
19k. Use an electronic tool (e-mail, text messaging, Facebook, MySpace, class Web site, etc.) to communicate with another student about coursework [ENGAGLRN]	USEINTMG	2.20	2.15		2.16	
19l. Use an electronic tool (e-mail, text messaging, Facebook, MySpace, class Web site, etc.) to communicate with an instructor about coursework [ENGAGLRN]	MAILFAC	2.27	2.19		2.25	
19m. Discuss an assignment or grade with an instructor [ENGAGLRN]	FACASSN	1.94	2.04		2.07	
19n. Ask for help from an instructor regarding questions or problems related to a class [ENGAGLRN]	CLASSREL	2.18	2.32		2.34	
19o. Receive prompt written or oral feedback from instructors on your performance [ENGAGLRN]	FEEDBACK	2.41	2.29		2.34	
19q. Discuss ideas from your readings or classes with instructors outside of class [ENGAGLRN]	FACIDOC	1.53	1.56		1.58	
<b>Item 20.2: Think about your experiences from the time of your decision to attend this college through the end of the first three weeks of your first semester/quarter. How often did you use the following services?</b>						
1 = Never, 2 = Once, 3 = Two or three times, 4 = Four or more times						
20.2d. Face-to-face tutoring [ENGAGLRN]	FFTUSE	1.26	1.30		1.30	
20.2f. Writing, math, or other skill lab [ENGAGLRN]	SKLABUSE	1.60	1.69		1.70	
20.2h. Computer lab [ENGAGLRN]	COMLBUSE	1.79	2.01		2.06	-0.24**

\* The comparison group and cohort columns on this page EXCLUDE your college.

\*\* T-test: 2-tailed

If a row contains less than 50 respondents, interpret the comparison results cautiously.



**Survey of Entering Student Engagement - Florida SouthWestern State College (2016 Administration)**

**2016 Benchmark Frequency Distributions - Main Survey**

Comparison Group: Extra-Large Colleges in the 2016 Cohort\*

Entering Students Only

[Weighted]

Engaged Learning (ENGAGLRN)

			Your College		Ex-Large Colleges		2016 Cohort	
Item	Variable	Responses	Count	Percent	Count	Percent	Count	Percent
Item 19: During the first three weeks of your first semester/quarter at this college, about how often did you do the following?								
19a. Ask questions in class or contribute to class discussions [ENGAGLRN]	ASKQUES	Never	103	11.8	2,059	8.9	8,956	8.5
		Once	254	29.1	6,028	26.1	25,190	24.0
		Two or three times	353	40.5	10,376	45.0	48,148	45.9
		Four or more times	162	18.6	4,605	20.0	22,493	21.5
		Total	871	100.0	23,069	100.0	104,786	100.0
19b. Prepare at least two drafts of a paper or assignment before turning it in [ENGAGLRN]	PREPDRFT	Never	261	30.3	6,446	28.2	30,376	29.2
		Once	321	37.2	8,448	36.9	37,504	36.1
		Two or three times	228	26.4	6,570	28.7	29,440	28.3
		Four or more times	53	6.2	1,431	6.2	6,581	6.3
		Total	863	100.0	22,895	100.0	103,901	100.0
19e. Participate in supplemental instruction (extra class sessions with an instructor, tutor, or experienced student) [ENGAGLRN]	SUPINSTR	Never	551	63.0	15,265	66.2	70,122	67.0
		Once	184	21.0	4,074	17.7	17,822	17.0
		Two or three times	101	11.5	2,637	11.4	11,815	11.3
		Four or more times	39	4.5	1,082	4.7	4,950	4.7
		Total	874	100.0	23,057	100.0	104,708	100.0
19g. Work with other students on a project or assignment during class [ENGAGLRN]	PINCLASS	Never	184	21.1	4,995	21.7	21,597	20.6
		Once	243	27.8	6,251	27.1	27,856	26.6
		Two or three times	332	38.0	8,666	37.6	39,903	38.1
		Four or more times	114	13.1	3,134	13.6	15,310	14.6
		Total	874	100.0	23,046	100.0	104,666	100.0
19h. Work with classmates outside of class on class projects or assignments [ENGAGLRN]	PREPOUTC	Never	540	62.2	14,792	64.5	66,016	63.4
		Once	156	18.0	4,450	19.4	19,949	19.2
		Two or three times	130	15.0	2,815	12.3	13,397	12.9
		Four or more times	42	4.8	889	3.9	4,795	4.6
		Total	868	100.0	22,946	100.0	104,156	100.0
19i. Participate in a required study group outside of class [ENGAGLRN]	GRPSTUDY	Never	713	81.9	18,624	80.9	85,159	81.4
		Once	90	10.3	2,505	10.9	10,643	10.2
		Two or three times	51	5.8	1,364	5.9	6,225	5.9
		Four or more times	17	2.0	530	2.3	2,642	2.5
		Total	870	100.0	23,023	100.0	104,669	100.0
19j. Participate in a student-initiated (not required) study group outside of class [ENGAGLRN]	NRGSTUDY	Never	672	77.3	18,469	80.6	84,475	81.1
		Once	123	14.2	2,536	11.1	10,996	10.6
		Two or three times	51	5.8	1,332	5.8	6,162	5.9
		Four or more times	24	2.7	582	2.5	2,555	2.5
		Total	870	100.0	22,919	100.0	104,188	100.0

\* The comparison group and cohort columns on this page EXCLUDE your college.

**Survey of Entering Student Engagement - Florida SouthWestern State College (2016 Administration)**

**2016 Benchmark Frequency Distributions - Main Survey**

Comparison Group: Extra-Large Colleges in the 2016 Cohort\*

Entering Students Only

[Weighted]

Engaged Learning (ENGAGLRN)

Item	Variable	Responses	Your College		Ex-Large Colleges		2016 Cohort	
			Count	Percent	Count	Percent	Count	Percent
<b>Item 19: During the first three weeks of your first semester/quarter at this college, about how often did you do the following?</b>								
19k. Use an electronic tool (e-mail, text messaging, Facebook, MySpace, class Web site, etc.) to communicate with another student about coursework [ENGAGLRN]	USEINTMG	Never	307	35.4	9,109	39.5	41,087	39.2
		Once	229	26.4	5,205	22.6	23,377	22.3
		Two or three times	181	20.9	4,967	21.6	22,820	21.8
		Four or more times	151	17.4	3,763	16.3	17,444	16.7
		<b>Total</b>	<b>868</b>	<b>100.0</b>	<b>23,044</b>	<b>100.0</b>	<b>104,728</b>	<b>100.0</b>
19l. Use an electronic tool (e-mail, text messaging, Facebook, MySpace, class Web site, etc.) to communicate with an instructor about coursework [ENGAGLRN]	MAILFAC	Never	263	30.6	7,608	33.2	32,522	31.2
		Once	225	26.3	6,453	28.1	28,546	27.4
		Two or three times	243	28.3	5,866	25.6	28,063	26.9
		Four or more times	127	14.8	3,020	13.2	15,119	14.5
		<b>Total</b>	<b>859</b>	<b>100.0</b>	<b>22,948</b>	<b>100.0</b>	<b>104,250</b>	<b>100.0</b>
19m. Discuss an assignment or grade with an instructor [ENGAGLRN]	FACASSN	Never	349	40.3	7,856	34.2	34,404	32.9
		Once	271	31.2	8,030	34.9	36,428	34.9
		Two or three times	199	22.9	5,497	23.9	26,164	25.0
		Four or more times	48	5.6	1,606	7.0	7,527	7.2
		<b>Total</b>	<b>867</b>	<b>100.0</b>	<b>22,989</b>	<b>100.0</b>	<b>104,524</b>	<b>100.0</b>
19n. Ask for help from an instructor regarding questions or problems related to a class [ENGAGLRN]	CLASSREL	Never	231	27.3	5,384	23.5	24,133	23.1
		Once	300	35.5	7,507	32.7	33,183	31.8
		Two or three times	247	29.2	7,416	32.3	34,726	33.3
		Four or more times	68	8.1	2,629	11.5	12,328	11.8
		<b>Total</b>	<b>845</b>	<b>100.0</b>	<b>22,937</b>	<b>100.0</b>	<b>104,371</b>	<b>100.0</b>
19o. Receive prompt written or oral feedback from instructors on your performance [ENGAGLRN]	FEEDBACK	Never	166	19.9	6,054	26.4	25,719	24.6
		Once	274	33.0	6,872	30.0	30,683	29.4
		Two or three times	277	33.3	7,316	31.9	34,435	33.0
		Four or more times	114	13.8	2,699	11.8	13,540	13.0
		<b>Total</b>	<b>830</b>	<b>100.0</b>	<b>22,941</b>	<b>100.0</b>	<b>104,378</b>	<b>100.0</b>
19q. Discuss ideas from your readings or classes with instructors outside of class [ENGAGLRN]	FACIDOC	Never	574	66.1	14,959	65.0	66,780	63.9
		Once	166	19.1	4,361	19.0	20,304	19.4
		Two or three times	93	10.7	2,564	11.2	12,395	11.9
		Four or more times	35	4.0	1,115	4.8	5,043	4.8
		<b>Total</b>	<b>868</b>	<b>100.0</b>	<b>23,000</b>	<b>100.0</b>	<b>104,521</b>	<b>100.0</b>
<b>Item 20.2: Think about your experiences from the time of your decision to attend this college through the end of the first three weeks of your first semester/quarter. How often did you use the following services?</b>								
20.2d. Face-to-face tutoring [ENGAGLRN]	FFTUSE	Never	702	82.9	18,121	81.8	82,439	82.1
		Once	90	10.6	2,194	9.9	9,427	9.4
		Two or three times	36	4.2	1,169	5.3	5,195	5.2
		Four or more times	19	2.2	669	3.0	3,346	3.3
		<b>Total</b>	<b>846</b>	<b>100.0</b>	<b>22,152</b>	<b>100.0</b>	<b>100,408</b>	<b>100.0</b>

\* The comparison group and cohort columns on this page EXCLUDE your college.

**Survey of Entering Student Engagement - Florida SouthWestern State College (2016 Administration)**

**2016 Benchmark Frequency Distributions - Main Survey**

Comparison Group: Extra-Large Colleges in the 2016 Cohort\*

Entering Students Only

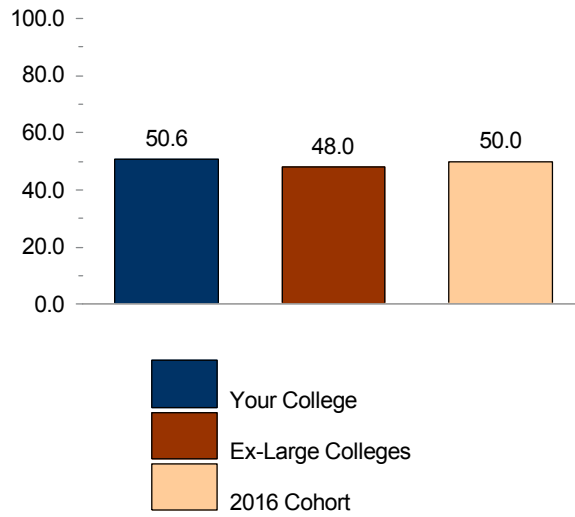
[Weighted]

Engaged Learning (ENGAGLRN)

			Your College		Ex-Large Colleges		2016 Cohort	
Item	Variable	Responses	Count	Percent	Count	Percent	Count	Percent
Item 20.2: Think about your experiences from the time of your decision to attend this college through the end of the first three weeks of your first semester/quarter. How often did you use the following services?								
20.2f. Writing, math, or other skill lab [ENGAGLRN]	SKLABUSE	Never	525	62.3	14,054	63.8	64,455	64.6
		Once	184	21.8	3,199	14.5	12,661	12.7
		Two or three times	81	9.6	2,291	10.4	10,337	10.4
		Four or more times	53	6.3	2,495	11.3	12,252	12.3
		Total	843	100.0	22,038	100.0	99,704	100.0
20.2h. Computer lab [ENGAGLRN]	COMLBUSE	Never	427	50.6	10,726	48.3	46,968	46.7
		Once	232	27.4	4,120	18.6	18,428	18.3
		Two or three times	117	13.9	3,792	17.1	17,475	17.4
		Four or more times	68	8.1	3,548	16.0	17,774	17.7
		Total	844	100.0	22,186	100.0	100,645	100.0

\* The comparison group and cohort columns on this page EXCLUDE your college.

**Survey of Entering Student Engagement**  
**Florida SouthWestern State College (2016 Administration)**  
**2016 Benchmark Bar Chart - Main Survey**  
Comparison Group: Extra-Large Colleges in the 2016 Cohort\*  
Entering Students Only  
[Weighted]  
Academic and Social Support (ACSOCSUP)



\* The comparison group and cohort bars on this page INCLUDE your college.

20JAN17

**Survey of Entering Student Engagement - Florida SouthWestern State College (2016 Administration)**

**2016 Benchmark Means Report - Main Survey**

Comparison Group: Extra-Large Colleges in the 2016 Cohort\*

Entering Students Only

[Weighted]

Academic and Social Support (ACSOCSUP)

		Your College	Ex-Large Colleges		2016 Cohort	
Item	Variable	Mean	Mean	Effect Size**	Mean	Effect Size**
Item 18: Think about your experiences from the time of your decision to attend this college through the end of the first three weeks of your first semester/quarter.						
1 = Strongly disagree, 2 = Disagree, 3 = Neutral, 4 = Agree, 5 = Strongly agree						
18l. All instructors clearly explained academic and student support services available at this college [ACSOCSUP]	RESOURCE	4.06	3.87	0.22**	3.90	
18m. All instructors clearly explained course grading policies [ACSOCSUP]	GRADEPOL	4.30	4.26		4.26	
18n. All instructors clearly explained course syllabi (syllabuses) [ACSOCSUP]	SYLLABI	4.33	4.36		4.37	
18o. I knew how to get in touch with my instructors outside of class [ACSOCSUP]	FACMEET	4.35	4.27		4.30	
18q. At least one other student whom I didn't previously know learned my name [ACSOCSUP]	OSTUDNAM	4.11	4.04		4.11	
18r. At least one instructor learned my name [ACSOCSUP]	FACNAM	4.14	4.13		4.24	
18s. I learned the name of at least one other student in most of my classes [ACSOCSUP]	STUNAM	4.22	4.15		4.23	

\* The comparison group and cohort columns on this page EXCLUDE your college.

\*\* T-test: 2-tailed

If a row contains less than 50 respondents, interpret the comparison results cautiously.

**Survey of Entering Student Engagement - Florida SouthWestern State College (2016 Administration)**

**2016 Benchmark Frequency Distributions - Main Survey**

Comparison Group: Extra-Large Colleges in the 2016 Cohort\*

Entering Students Only

[Weighted]

Academic and Social Support (ACSOCSUP)

			Your College		Ex-Large Colleges		2016 Cohort	
Item	Variable	Responses	Count	Percent	Count	Percent	Count	Percent
Item 18: Think about your experiences from the time of your decision to attend this college through the end of the first three weeks of your first semester/quarter.								
18l. All instructors clearly explained academic and student support services available at this college [ACSOCSUP]	RESOURCE	Strongly disagree	10	1.2	402	1.8	1,770	1.7
		Disagree	44	5.1	1,711	7.5	7,289	7.0
		Neutral	136	15.8	4,624	20.2	20,161	19.5
		Agree	364	42.1	9,949	43.5	44,940	43.4
		Strongly agree	311	35.9	6,182	27.0	29,411	28.4
		<b>Total</b>	<b>865</b>	<b>100.0</b>	<b>22,868</b>	<b>100.0</b>	<b>103,571</b>	<b>100.0</b>
18m. All instructors clearly explained course grading policies [ACSOCSUP]	GRADEPOL	Strongly disagree	1	0.1	131	0.6	590	0.6
		Disagree	25	2.9	511	2.2	2,364	2.3
		Neutral	74	8.6	2,175	9.5	9,604	9.3
		Agree	382	44.0	10,649	46.5	47,747	46.1
		Strongly agree	385	44.4	9,434	41.2	43,351	41.8
		<b>Total</b>	<b>868</b>	<b>100.0</b>	<b>22,900</b>	<b>100.0</b>	<b>103,656</b>	<b>100.0</b>
18n. All instructors clearly explained course syllabi (syllabuses) [ACSOCSUP]	SYLLABI	Strongly disagree	5	0.6	77	0.3	403	0.4
		Disagree	18	2.1	394	1.7	1,697	1.6
		Neutral	78	9.0	1,627	7.1	7,177	6.9
		Agree	349	40.2	9,892	43.3	44,505	43.0
		Strongly agree	417	48.1	10,861	47.5	49,710	48.0
		<b>Total</b>	<b>868</b>	<b>100.0</b>	<b>22,851</b>	<b>100.0</b>	<b>103,491</b>	<b>100.0</b>
18o. I knew how to get in touch with my instructors outside of class [ACSOCSUP]	FACMEET	Strongly disagree	0	0.1	137	0.6	603	0.6
		Disagree	22	2.5	566	2.5	2,242	2.2
		Neutral	75	8.6	2,147	9.4	9,212	8.9
		Agree	349	40.1	10,104	44.1	45,494	43.8
		Strongly agree	424	48.7	9,952	43.4	46,207	44.5
		<b>Total</b>	<b>870</b>	<b>100.0</b>	<b>22,905</b>	<b>100.0</b>	<b>103,759</b>	<b>100.0</b>
18q. At least one other student whom I didn't previously know learned my name [ACSOCSUP]	OSTUDNAM	Strongly disagree	22	2.5	725	3.2	2,788	2.7
		Disagree	58	6.7	1,446	6.3	5,722	5.5
		Neutral	87	10.0	2,805	12.2	11,447	11.0
		Agree	342	39.2	9,053	39.5	40,785	39.3
		Strongly agree	363	41.7	8,891	38.8	43,037	41.5
		<b>Total</b>	<b>872</b>	<b>100.0</b>	<b>22,920</b>	<b>100.0</b>	<b>103,779</b>	<b>100.0</b>
18r. At least one instructor learned my name [ACSOCSUP]	FACNAM	Strongly disagree	23	2.7	552	2.4	1,673	1.6
		Disagree	50	5.9	1,235	5.4	3,839	3.7
		Neutral	100	11.7	2,483	10.9	9,315	9.0
		Agree	290	33.9	8,976	39.4	41,270	40.0
		Strongly agree	392	45.8	9,528	41.8	47,131	45.7
		<b>Total</b>	<b>855</b>	<b>100.0</b>	<b>22,775</b>	<b>100.0</b>	<b>103,228</b>	<b>100.0</b>

\* The comparison group and cohort columns on this page EXCLUDE your college.

**Survey of Entering Student Engagement - Florida SouthWestern State College (2016 Administration)**

**2016 Benchmark Frequency Distributions - Main Survey**

Comparison Group: Extra-Large Colleges in the 2016 Cohort\*

Entering Students Only

[Weighted]

Academic and Social Support (ACSOCSUP)

			Your College		Ex-Large Colleges		2016 Cohort	
Item	Variable	Responses	Count	Percent	Count	Percent	Count	Percent
Item 18: Think about your experiences from the time of your decision to attend this college through the end of the first three weeks of your first semester/quarter.								
18s. I learned the name of at least one other student in most of my classes [ACSOCSUP]	STUNAM	Strongly disagree	18	2.1	529	2.3	1,930	1.9
		Disagree	42	4.8	1,177	5.1	4,395	4.2
		Neutral	81	9.3	2,373	10.4	9,051	8.7
		Agree	319	36.7	9,085	39.7	40,844	39.4
		Strongly agree	410	47.1	9,741	42.5	47,543	45.8
		Total	869	100.0	22,907	100.0	103,763	100.0

\* The comparison group and cohort columns on this page EXCLUDE your college.