

Survey of Entering Student Engagement - Florida SouthWestern State College (2016 Administration)

2016 Benchmark Scores Report - Main Survey

Comparison Group: Extra-Large Colleges in the 2016 Cohort*

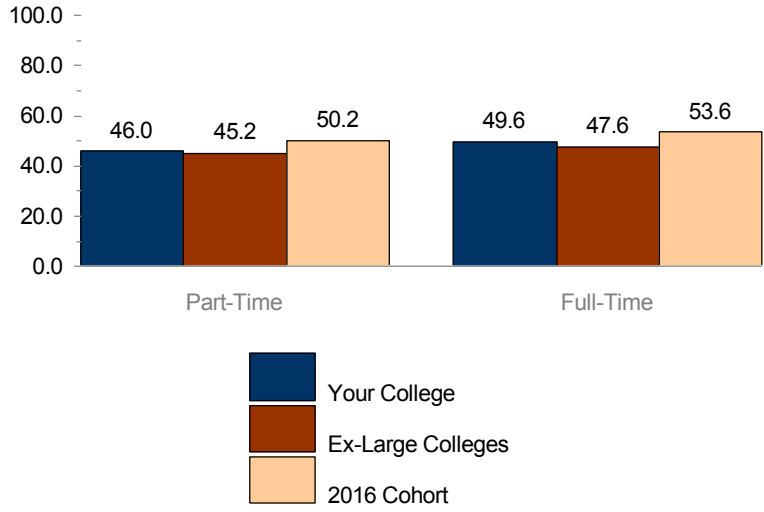
Entering Students Only - Breakout by Enrollment Status

[Unweighted]

Benchmark	Breakout Group	Your College	Ex-Large Colleges		2016 Cohort	
		Score	Score	Difference	Score	Difference
Early Connections	Part-time	46.0	45.2	0.8	50.2	-4.2
	Full-time	49.6	47.6	2.1	53.6	-4.0
High Expectations and Aspirations	Part-time	56.1	49.4	6.7	49.6	6.4
	Full-time	54.5	50.2	4.3	50.2	4.3
Clear Academic Plan and Pathway	Part-time	42.5	46.5	-4.0	50.5	-8.0
	Full-time	43.5	48.6	-5.1	52.3	-8.8
Effective Track to College Readiness	Part-time	29.9	48.5	-18.6	49.7	-19.8
	Full-time	34.3	49.1	-14.7	50.8	-16.5
Engaged Learning	Part-time	44.7	46.6	-1.9	47.9	-3.2
	Full-time	51.6	52.1	-0.6	54.1	-2.6
Academic and Social Support Network	Part-time	50.0	46.4	3.6	48.7	1.3
	Full-time	51.7	50.4	1.3	52.9	-1.2

* The comparison group and cohort columns on this page INCLUDE your college.

Survey of Entering Student Engagement
Florida SouthWestern State College (2016 Administration)
2016 Benchmark Bar Chart - Main Survey
Comparison Group: Extra-Large Colleges in the 2016 Cohort*
Entering Students Only - Breakout by Enrollment Status
[Unweighted]
Early Connections (EARLYCON)



* The comparison group and cohort bars on this page INCLUDE your college.

20JAN17

Survey of Entering Student Engagement - Florida SouthWestern State College (2016 Administration)

2016 Benchmark Means Report - Main Survey

Comparison Group: Extra-Large Colleges in the 2016 Cohort*

Entering Students Only - Breakout by Enrollment Status

[Unweighted]

Early Connections (EARLYCON)

			Your College	Ex-Large Colleges		2016 Cohort	
Item	Variable	Breakout Group	Mean	Mean	Effect Size**	Mean	Effect Size**
Item 18: Think about your experiences from the time of your decision to attend this college through the end of the first three weeks of your first semester/quarter.							
1 = Strongly disagree, 2 = Disagree, 3 = Neutral, 4 = Agree, 5 = Strongly agree							
18a. The very first time I came to this college I felt welcome [EARLYCON]	WELCOME	Part-time	4.09	3.95		3.99	
		Full-time	4.14	3.98		4.06	
18i. The college provided me with adequate information about financial assistance (scholarships, grants, loans, etc.) [EARLYCON]	FAINFO	Part-time	3.47	3.36		3.42	
		Full-time	3.58	3.45		3.54	
18j. A college staff member helped me determine whether I qualified for financial assistance [EARLYCON]	QUALFA	Part-time	2.81	2.96		3.03	
		Full-time	3.01	3.00		3.13	
18p. At least one college staff member (other than an instructor) learned my name [EARLYCON]	CSTAFNAM	Part-time	3.16	3.10		3.21	
		Full-time	3.39	3.17		3.38	
One or more items in this benchmark are not suited to means calculations. Please see the Frequency Distribution that follows for these items.							

* The comparison group and cohort columns on this page EXCLUDE your college.

** T-test: 2-tailed

If a row contains less than 50 respondents, interpret the comparison results cautiously.

Survey of Entering Student Engagement - Florida SouthWestern State College (2016 Administration)

2016 Benchmark Frequency Distributions - Main Survey

Comparison Group: Extra-Large Colleges in the 2016 Cohort*

Entering Students Only - Breakout by Enrollment Status: Part-Time Students

[Unweighted]

Early Connections (EARLYCON)

			Your College		Ex-Large Colleges		2016 Cohort	
Item	Variable	Responses	Count	Percent	Count	Percent	Count	Percent
Item 18: Think about your experiences from the time of your decision to attend this college through the end of the first three weeks of your first semester/quarter.								
18a. The very first time I came to this college I felt welcome [EARLYCON]	WELCOME	Strongly disagree	0	N/A	61	0.8	237	0.8
		Disagree	6	2.4	176	2.3	651	2.2
		Neutral	48	19.4	1,949	25.9	7,027	23.5
		Agree	110	44.5	3,266	43.4	13,178	44.1
		Strongly agree	83	33.6	2,075	27.6	8,793	29.4
		Total	247	100.0	7,527	100.0	29,886	100.0
18i. The college provided me with adequate information about financial assistance (scholarships, grants, loans, etc.) [EARLYCON]	FAINFO	Strongly disagree	18	7.3	564	7.5	2,088	7.0
		Disagree	25	10.2	1,156	15.4	4,413	14.8
		Neutral	76	30.9	2,098	27.9	7,926	26.6
		Agree	78	31.7	2,389	31.8	9,748	32.7
		Strongly agree	49	19.9	1,311	17.4	5,655	19.0
		Total	246	100.0	7,518	100.0	29,830	100.0
18j. A college staff member helped me determine whether I qualified for financial assistance [EARLYCON]	QUALFA	Strongly disagree	36	14.9	865	11.5	3,262	11.0
		Disagree	73	30.2	2,100	28.0	7,764	26.1
		Neutral	61	25.2	1,943	25.9	7,829	26.3
		Agree	46	19.0	1,650	22.0	6,684	22.5
		Strongly agree	26	10.7	942	12.6	4,219	14.2
		Total	242	100.0	7,500	100.0	29,758	100.0
18p. At least one college staff member (other than an instructor) learned my name [EARLYCON]	CSTAFNAM	Strongly disagree	37	15.0	1,065	14.2	3,796	12.7
		Disagree	50	20.2	1,704	22.7	6,383	21.4
		Neutral	50	20.2	1,559	20.8	5,808	19.5
		Agree	56	22.7	1,730	23.1	7,275	24.4
		Strongly agree	54	21.9	1,435	19.2	6,534	21.9
		Total	247	100.0	7,493	100.0	29,796	100.0
Item 23								
23. Was a specific person assigned to you so you could see him/her each time you needed information or assistance? [EARLYCON]	ASNPERS	Yes	55	23.0	1,918	26.5	8,251	28.5
		No	184	77.0	5,312	73.5	20,667	71.5
		Total	239	100.0	7,230	100.0	28,918	100.0

* The comparison group and cohort columns on this page EXCLUDE your college.

Survey of Entering Student Engagement - Florida SouthWestern State College (2016 Administration)

2016 Benchmark Frequency Distributions - Main Survey

Comparison Group: Extra-Large Colleges in the 2016 Cohort*

Entering Students Only - Breakout by Enrollment Status: Full-Time Students

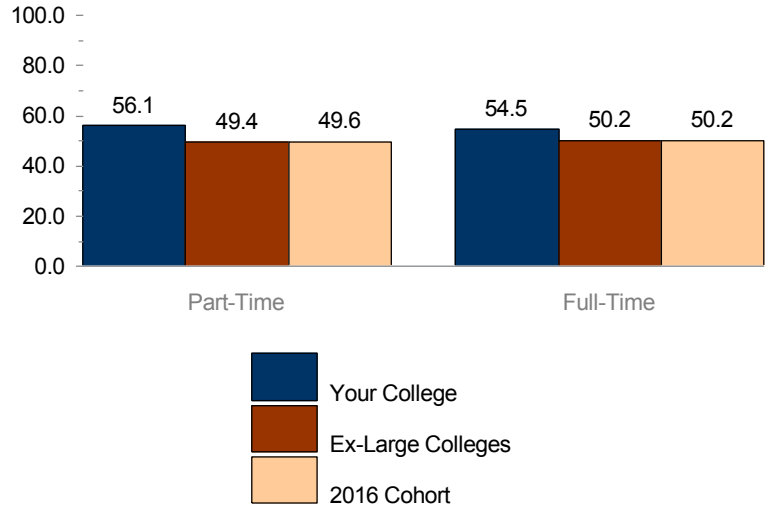
[Unweighted]

Early Connections (EARLYCON)

			Your College		Ex-Large Colleges		2016 Cohort	
Item	Variable	Responses	Count	Percent	Count	Percent	Count	Percent
Item 18: Think about your experiences from the time of your decision to attend this college through the end of the first three weeks of your first semester/quarter.								
18a. The very first time I came to this college I felt welcome [EARLYCON]	WELCOME	Strongly disagree	3	0.4	124	0.7	435	0.5
		Disagree	11	1.6	329	1.9	1,311	1.6
		Neutral	121	17.5	4,214	24.4	17,005	20.8
		Agree	305	44.1	7,672	44.4	37,061	45.4
		Strongly agree	252	36.4	4,930	28.5	25,787	31.6
		Total	692	100.0	17,269	100.0	81,599	100.0
18i. The college provided me with adequate information about financial assistance (scholarships, grants, loans, etc.) [EARLYCON]	FAINFO	Strongly disagree	40	5.8	1,115	6.5	4,421	5.4
		Disagree	76	11.0	2,473	14.3	10,390	12.8
		Neutral	170	24.6	4,593	26.6	20,769	25.5
		Agree	253	36.6	5,739	33.3	28,370	34.8
		Strongly agree	153	22.1	3,339	19.3	17,539	21.5
		Total	692	100.0	17,259	100.0	81,489	100.0
18j. A college staff member helped me determine whether I qualified for financial assistance [EARLYCON]	QUALFA	Strongly disagree	86	12.4	1,967	11.4	7,753	9.5
		Disagree	166	24.0	4,630	26.9	20,014	24.6
		Neutral	194	28.1	4,435	25.8	20,885	25.7
		Agree	145	21.0	3,782	22.0	19,343	23.8
		Strongly agree	100	14.5	2,390	13.9	13,276	16.3
		Total	691	100.0	17,204	100.0	81,271	100.0
18p. At least one college staff member (other than an instructor) learned my name [EARLYCON]	CSTAFNAM	Strongly disagree	76	11.1	2,419	14.0	8,972	11.0
		Disagree	126	18.3	3,924	22.8	15,987	19.6
		Neutral	115	16.7	3,034	17.6	13,498	16.6
		Agree	191	27.8	4,045	23.5	21,087	25.9
		Strongly agree	179	26.1	3,811	22.1	21,830	26.8
		Total	687	100.0	17,233	100.0	81,374	100.0
Item 23								
23. Was a specific person assigned to you so you could see him/her each time you needed information or assistance? [EARLYCON]	ASNPERS	Yes	157	23.3	5,139	30.8	27,688	34.9
		No	518	76.7	11,538	69.2	51,536	65.1
		Total	675	100.0	16,677	100.0	79,224	100.0

* The comparison group and cohort columns on this page EXCLUDE your college.

Survey of Entering Student Engagement
Florida SouthWestern State College (2016 Administration)
2016 Benchmark Bar Chart - Main Survey
 Comparison Group: Extra-Large Colleges in the 2016 Cohort*
 Entering Students Only - Breakout by Enrollment Status
 [Unweighted]
 High Expectations and Aspirations (HIEXPACT)



* The comparison group and cohort bars on this page INCLUDE your college.

Survey of Entering Student Engagement - Florida SouthWestern State College (2016 Administration)

2016 Benchmark Means Report - Main Survey

Comparison Group: Extra-Large Colleges in the 2016 Cohort*

Entering Students Only - Breakout by Enrollment Status

[Unweighted]

High Expectations and Aspirations (HIEXPECT)

			Your College	Ex-Large Colleges		2016 Cohort	
Item	Variable	Breakout Group	Mean	Mean	Effect Size**	Mean	Effect Size**
Item 18: Think about your experiences from the time of your decision to attend this college through the end of the first three weeks of your first semester/quarter.							
1 = Strongly disagree, 2 = Disagree, 3 = Neutral, 4 = Agree, 5 = Strongly agree							
18b. The instructors at this college want me to succeed [HIEXPECT]	WNTSCCD	Part-time	4.33	4.26		4.29	
		Full-time	4.31	4.25		4.30	
18t. I have the motivation to do what it takes to succeed in college [HIEXPECT]	ITTAKES	Part-time	4.46	4.35		4.36	
		Full-time	4.52	4.42		4.42	
18u. I am prepared academically to succeed in college [HIEXPECT]	ACPRPRD	Part-time	4.33	4.25		4.24	
		Full-time	4.43	4.33		4.33	
Item 19: During the first three weeks of your first semester/quarter at this college, about how often did you do the following?							
1 = Never, 2 = Once, 3 = Two or three times, 4 = Four or more times							
19c. Turn in an assignment late [HIEXPECT]	LATETURN	Part-time	1.39	1.42		1.45	
		Full-time	1.39	1.42		1.44	
19d. Not turn in an assignment [HIEXPECT]	NOTTURN	Part-time	1.26	1.40		1.39	
		Full-time	1.33	1.41		1.40	
19f. Come to class without completing readings or assignments [HIEXPECT]	NOTCOMPL	Part-time	1.41	1.57		1.57	
		Full-time	1.53	1.64		1.64	
19s. Skip class [HIEXPECT]	SKIPCL	Part-time	1.19	1.31		1.31	
		Full-time	1.26	1.31		1.33	

* The comparison group and cohort columns on this page EXCLUDE your college.

** T-test: 2-tailed

If a row contains less than 50 respondents, interpret the comparison results cautiously.

Survey of Entering Student Engagement - Florida SouthWestern State College (2016 Administration)

2016 Benchmark Frequency Distributions - Main Survey

Comparison Group: Extra-Large Colleges in the 2016 Cohort*

Entering Students Only - Breakout by Enrollment Status: Part-Time Students

[Unweighted]

High Expectations and Aspirations (HIEXPACT)

Item	Variable	Responses	Your College		Ex-Large Colleges		2016 Cohort	
			Count	Percent	Count	Percent	Count	Percent
Item 18: Think about your experiences from the time of your decision to attend this college through the end of the first three weeks of your first semester/quarter.								
18b. The instructors at this college want me to succeed [HIEXPACT]	WNTSCCD	Strongly disagree	0	N/A	12	0.2	49	0.2
		Disagree	2	0.8	55	0.7	186	0.6
		Neutral	24	9.8	931	12.4	3,407	11.5
		Agree	110	45.1	3,472	46.4	13,542	45.6
		Strongly agree	108	44.3	3,018	40.3	12,530	42.2
		Total	244	100.0	7,488	100.0	29,714	100.0
18t. I have the motivation to do what it takes to succeed in college [HIEXPACT]	ITTAKES	Strongly disagree	0	N/A	46	0.6	164	0.6
		Disagree	5	2.0	118	1.6	438	1.5
		Neutral	14	5.7	794	10.6	3,093	10.4
		Agree	91	37.0	2,736	36.5	10,909	36.7
		Strongly agree	136	55.3	3,795	50.7	15,141	50.9
		Total	246	100.0	7,489	100.0	29,745	100.0
18u. I am prepared academically to succeed in college [HIEXPACT]	ACPRPRD	Strongly disagree	0	N/A	44	0.6	172	0.6
		Disagree	8	3.2	114	1.5	495	1.7
		Neutral	25	10.1	1,062	14.1	4,255	14.3
		Agree	92	37.2	2,983	39.7	11,857	39.7
		Strongly agree	122	49.4	3,317	44.1	13,055	43.8
		Total	247	100.0	7,520	100.0	29,834	100.0
Item 19: During the first three weeks of your first semester/quarter at this college, about how often did you do the following?								
19c. Turn in an assignment late [HIEXPACT]	LATETURN	Never	173	70.3	5,067	67.5	19,706	65.8
		Once	53	21.5	1,822	24.3	7,458	24.9
		Two or three times	17	6.9	542	7.2	2,419	8.1
		Four or more times	3	1.2	81	1.1	371	1.2
		Total	246	100.0	7,512	100.0	29,954	100.0
19d. Not turn in an assignment [HIEXPACT]	NOTTURN	Never	196	80.3	5,167	70.1	21,025	71.6
		Once	35	14.3	1,584	21.5	5,900	20.1
		Two or three times	11	4.5	495	6.7	1,927	6.6
		Four or more times	2	0.8	128	1.7	519	1.8
		Total	244	100.0	7,374	100.0	29,371	100.0
19f. Come to class without completing readings or assignments [HIEXPACT]	NOTCOMPL	Never	168	68.0	4,445	58.9	17,701	59.0
		Once	58	23.5	2,106	27.9	8,381	27.9
		Two or three times	19	7.7	793	10.5	3,158	10.5
		Four or more times	2	0.8	198	2.6	758	2.5
		Total	247	100.0	7,542	100.0	29,998	100.0

* The comparison group and cohort columns on this page EXCLUDE your college.

Survey of Entering Student Engagement - Florida SouthWestern State College (2016 Administration)

2016 Benchmark Frequency Distributions - Main Survey

Comparison Group: Extra-Large Colleges in the 2016 Cohort*

Entering Students Only - Breakout by Enrollment Status: Part-Time Students

[Unweighted]

High Expectations and Aspirations (HIEXPECT)

			Your College		Ex-Large Colleges		2016 Cohort	
Item	Variable	Responses	Count	Percent	Count	Percent	Count	Percent
Item 19: During the first three weeks of your first semester/quarter at this college, about how often did you do the following?								
19s. Skip class [HIEXPECT]	SKIPCL	Never	213	85.9	5,817	77.1	23,154	77.0
		Once	27	10.9	1,215	16.1	4,798	16.0
		Two or three times	4	1.6	440	5.8	1,760	5.9
		Four or more times	4	1.6	76	1.0	345	1.1
Total			248	100.0	7,548	100.0	30,057	100.0

* The comparison group and cohort columns on this page EXCLUDE your college.

Survey of Entering Student Engagement - Florida SouthWestern State College (2016 Administration)

2016 Benchmark Frequency Distributions - Main Survey

Comparison Group: Extra-Large Colleges in the 2016 Cohort*

Entering Students Only - Breakout by Enrollment Status: Full-Time Students

[Unweighted]

High Expectations and Aspirations (HIEXPACT)

			Your College		Ex-Large Colleges		2016 Cohort	
Item	Variable	Responses	Count	Percent	Count	Percent	Count	Percent
Item 18: Think about your experiences from the time of your decision to attend this college through the end of the first three weeks of your first semester/quarter.								
18b. The instructors at this college want me to succeed [HIEXPACT]	WNTSCCD	Strongly disagree	0	N/A	39	0.2	148	0.2
		Disagree	7	1.0	112	0.7	497	0.6
		Neutral	67	9.7	2,143	12.5	8,846	10.9
		Agree	322	46.8	8,095	47.1	37,279	45.9
		Strongly agree	292	42.4	6,809	39.6	34,430	42.4
		Total	688	100.0	17,198	100.0	81,200	100.0
18t. I have the motivation to do what it takes to succeed in college [HIEXPACT]	ITTAKES	Strongly disagree	2	0.3	77	0.4	381	0.5
		Disagree	5	0.7	213	1.2	923	1.1
		Neutral	44	6.4	1,514	8.8	7,074	8.7
		Agree	223	32.4	5,983	34.8	28,543	35.1
		Strongly agree	415	60.2	9,414	54.7	44,363	54.6
		Total	689	100.0	17,201	100.0	81,284	100.0
18u. I am prepared academically to succeed in college [HIEXPACT]	ACPRPRD	Strongly disagree	2	0.3	76	0.4	375	0.5
		Disagree	2	0.3	223	1.3	1,081	1.3
		Neutral	61	8.8	1,968	11.4	9,318	11.4
		Agree	257	37.2	6,562	38.0	31,481	38.6
		Strongly agree	368	53.3	8,419	48.8	39,208	48.1
		Total	690	100.0	17,248	100.0	81,463	100.0
Item 19: During the first three weeks of your first semester/quarter at this college, about how often did you do the following?								
19c. Turn in an assignment late [HIEXPACT]	LATETURN	Never	475	69.1	11,668	67.4	53,487	65.3
		Once	160	23.3	4,249	24.5	21,307	26.0
		Two or three times	49	7.1	1,229	7.1	6,275	7.7
		Four or more times	3	0.4	170	1.0	851	1.0
		Total	687	100.0	17,316	100.0	81,920	100.0
19d. Not turn in an assignment [HIEXPACT]	NOTTURN	Never	510	75.4	11,739	68.9	56,770	70.5
		Once	123	18.2	3,829	22.5	16,998	21.1
		Two or three times	31	4.6	1,179	6.9	5,478	6.8
		Four or more times	12	1.8	280	1.6	1,286	1.6
		Total	676	100.0	17,027	100.0	80,532	100.0
19f. Come to class without completing readings or assignments [HIEXPACT]	NOTCOMPL	Never	418	60.7	9,469	54.8	44,615	54.5
		Once	185	26.9	5,142	29.8	24,665	30.1
		Two or three times	76	11.0	2,151	12.5	10,213	12.5
		Four or more times	10	1.5	511	3.0	2,439	3.0
		Total	689	100.0	17,273	100.0	81,932	100.0

* The comparison group and cohort columns on this page EXCLUDE your college.

Survey of Entering Student Engagement - Florida SouthWestern State College (2016 Administration)

2016 Benchmark Frequency Distributions - Main Survey

Comparison Group: Extra-Large Colleges in the 2016 Cohort*

Entering Students Only - Breakout by Enrollment Status: Full-Time Students

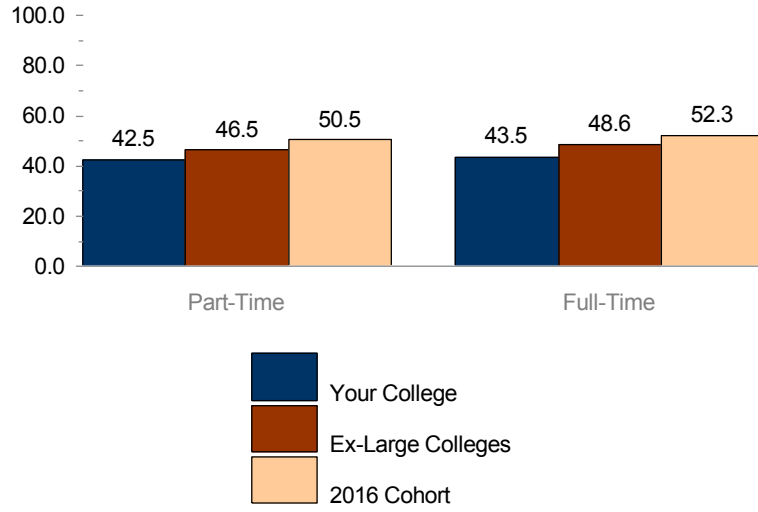
[Unweighted]

High Expectations and Aspirations (HIEXPECT)

			Your College		Ex-Large Colleges		2016 Cohort	
Item	Variable	Responses	Count	Percent	Count	Percent	Count	Percent
Item 19: During the first three weeks of your first semester/quarter at this college, about how often did you do the following?								
19s. Skip class [HIEXPECT]	SKIPCL	Never	553	79.7	13,339	77.0	62,213	75.8
		Once	105	15.1	2,750	15.9	13,697	16.7
		Two or three times	30	4.3	1,037	6.0	5,182	6.3
		Four or more times	6	0.9	192	1.1	1,006	1.2
		Total	694	100.0	17,318	100.0	82,098	100.0

* The comparison group and cohort columns on this page EXCLUDE your college.

Survey of Entering Student Engagement
Florida SouthWestern State College (2016 Administration)
2016 Benchmark Bar Chart - Main Survey
Comparison Group: Extra-Large Colleges in the 2016 Cohort*
Entering Students Only - Breakout by Enrollment Status
[Unweighted]
Clear Academic Plan and Pathway (ACADPLAN)



* The comparison group and cohort bars on this page INCLUDE your college.

20JAN17

Survey of Entering Student Engagement - Florida SouthWestern State College (2016 Administration)

2016 Benchmark Means Report - Main Survey

Comparison Group: Extra-Large Colleges in the 2016 Cohort*

Entering Students Only - Breakout by Enrollment Status

[Unweighted]

Clear Academic Plan and Pathway (ACADPLAN)

			Your College	Ex-Large Colleges		2016 Cohort	
Item	Variable	Breakout Group	Mean	Mean	Effect Size**	Mean	Effect Size**
Item 18: Think about your experiences from the time of your decision to attend this college through the end of the first three weeks of your first semester/quarter.							
1 = Strongly disagree, 2 = Disagree, 3 = Neutral, 4 = Agree, 5 = Strongly agree							
18d. I was able to meet with an academic advisor at times convenient for me [ACADPLAN]	AACONTIM	Part-time	3.67	3.71		3.77	
		Full-time	3.68	3.77		3.86	
18e. An advisor helped me to select a course of study, program, or major [ACADPLAN]	AASELMAJ	Part-time	3.30	3.66	-0.31**	3.70	-0.35**
		Full-time	3.42	3.70	-0.24**	3.77	-0.31**
18f. An advisor helped me to set academic goals and to create a plan for achieving them [ACADPLAN]	ACADGOAL	Part-time	3.15	3.31		3.33	
		Full-time	3.12	3.36	-0.20**	3.38	-0.23**
18g. An advisor helped me to identify the courses I needed to take during my first semester/quarter [ACADPLAN]	CRSADV	Part-time	3.63	3.85		3.89	-0.25**
		Full-time	3.68	3.93	-0.23**	4.00	-0.31**
18h. A college staff member talked with me about my commitments outside of school (work, children, dependents, etc.) to help me figure out how many courses to take [ACADPLAN]	OSCOMM	Part-time	2.76	2.82		2.90	
		Full-time	2.77	2.83		2.94	

* The comparison group and cohort columns on this page EXCLUDE your college.

** T-test: 2-tailed

If a row contains less than 50 respondents, interpret the comparison results cautiously.

Survey of Entering Student Engagement - Florida SouthWestern State College (2016 Administration)

2016 Benchmark Frequency Distributions - Main Survey

Comparison Group: Extra-Large Colleges in the 2016 Cohort*

Entering Students Only - Breakout by Enrollment Status: Part-Time Students

[Unweighted]

Clear Academic Plan and Pathway (ACADPLAN)

			Your College		Ex-Large Colleges		2016 Cohort	
Item	Variable	Responses	Count	Percent	Count	Percent	Count	Percent
Item 18: Think about your experiences from the time of your decision to attend this college through the end of the first three weeks of your first semester/quarter.								
18d. I was able to meet with an academic advisor at times convenient for me [ACADPLAN]	AACONTIM	Strongly disagree	10	4.1	214	2.9	774	2.6
		Disagree	21	8.6	678	9.1	2,263	7.6
		Neutral	69	28.3	1,926	25.9	7,470	25.2
		Agree	84	34.4	2,887	38.8	11,618	39.3
		Strongly agree	60	24.6	1,743	23.4	7,467	25.2
		Total	244	100.0	7,448	100.0	29,592	100.0
18e. An advisor helped me to select a course of study, program, or major [ACADPLAN]	AASELMAJ	Strongly disagree	22	8.9	362	4.8	1,405	4.7
		Disagree	50	20.3	991	13.2	3,684	12.4
		Neutral	55	22.4	1,502	20.0	5,672	19.0
		Agree	69	28.0	2,661	35.4	10,613	35.6
		Strongly agree	50	20.3	1,999	26.6	8,448	28.3
		Total	246	100.0	7,515	100.0	29,822	100.0
18f. An advisor helped me to set academic goals and to create a plan for achieving them [ACADPLAN]	ACADGOAL	Strongly disagree	22	9.0	488	6.5	1,883	6.3
		Disagree	64	26.1	1,472	19.6	5,681	19.1
		Neutral	61	24.9	2,139	28.5	8,632	29.0
		Agree	52	21.2	2,012	26.8	7,968	26.8
		Strongly agree	46	18.8	1,393	18.6	5,591	18.8
		Total	245	100.0	7,504	100.0	29,755	100.0
18g. An advisor helped me to identify the courses I needed to take during my first semester/quarter [ACADPLAN]	CRSADV	Strongly disagree	13	5.3	304	4.0	1,117	3.7
		Disagree	39	15.9	691	9.2	2,467	8.3
		Neutral	38	15.4	1,107	14.7	4,361	14.6
		Agree	92	37.4	3,174	42.2	12,377	41.5
		Strongly agree	64	26.0	2,239	29.8	9,500	31.9
		Total	246	100.0	7,515	100.0	29,822	100.0
18h. A college staff member talked with me about my commitments outside of school (work, children, dependents, etc.) to help me figure out how many courses to take [ACADPLAN]	OSCOMM	Strongly disagree	39	15.9	992	13.2	3,658	12.3
		Disagree	83	33.7	2,449	32.6	9,061	30.4
		Neutral	55	22.4	1,798	23.9	7,457	25.0
		Agree	36	14.6	1,456	19.4	5,905	19.8
		Strongly agree	33	13.4	827	11.0	3,754	12.6
		Total	246	100.0	7,522	100.0	29,835	100.0

* The comparison group and cohort columns on this page EXCLUDE your college.

Survey of Entering Student Engagement - Florida SouthWestern State College (2016 Administration)

2016 Benchmark Frequency Distributions - Main Survey

Comparison Group: Extra-Large Colleges in the 2016 Cohort*

Entering Students Only - Breakout by Enrollment Status: Full-Time Students

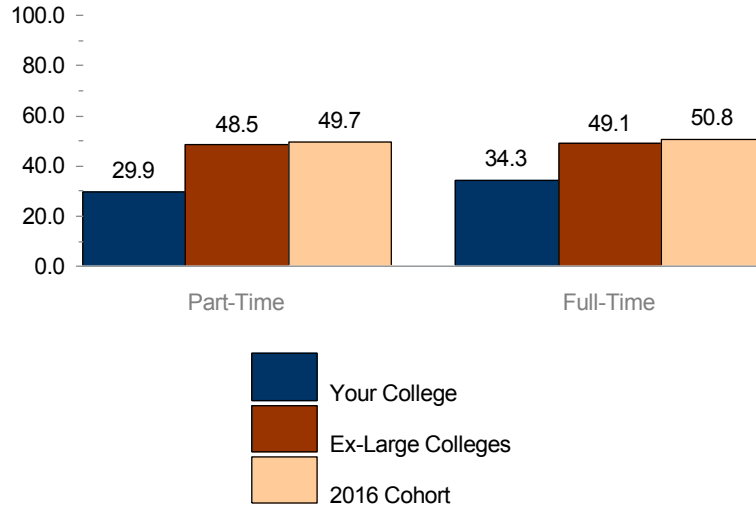
[Unweighted]

Clear Academic Plan and Pathway (ACADPLAN)

			Your College		Ex-Large Colleges		2016 Cohort	
Item	Variable	Responses	Count	Percent	Count	Percent	Count	Percent
Item 18: Think about your experiences from the time of your decision to attend this college through the end of the first three weeks of your first semester/quarter.								
18d. I was able to meet with an academic advisor at times convenient for me [ACADPLAN]	AACONTIM	Strongly disagree	15	2.2	421	2.5	1,601	2.0
		Disagree	66	9.7	1,336	7.8	5,075	6.3
		Neutral	200	29.4	4,448	26.0	19,239	23.8
		Agree	239	35.1	6,553	38.3	32,449	40.1
		Strongly agree	160	23.5	4,366	25.5	22,570	27.9
		Total	680	100.0	17,124	100.0	80,934	100.0
18e. An advisor helped me to select a course of study, program, or major [ACADPLAN]	AASELMAJ	Strongly disagree	48	6.9	917	5.3	3,642	4.5
		Disagree	121	17.5	2,173	12.6	9,516	11.7
		Neutral	159	23.0	3,099	18.0	14,210	17.4
		Agree	221	31.9	6,021	34.9	28,750	35.3
		Strongly agree	143	20.7	5,036	29.2	25,377	31.1
		Total	692	100.0	17,246	100.0	81,495	100.0
18f. An advisor helped me to set academic goals and to create a plan for achieving them [ACADPLAN]	ACADGOAL	Strongly disagree	62	9.0	1,095	6.4	4,602	5.7
		Disagree	155	22.5	3,226	18.8	15,028	18.5
		Neutral	212	30.8	4,755	27.6	22,833	28.1
		Agree	159	23.1	4,665	27.1	22,409	27.6
		Strongly agree	101	14.7	3,460	20.1	16,465	20.2
		Total	689	100.0	17,201	100.0	81,337	100.0
18g. An advisor helped me to identify the courses I needed to take during my first semester/quarter [ACADPLAN]	CRSADV	Strongly disagree	36	5.2	697	4.0	2,596	3.2
		Disagree	82	11.9	1,369	7.9	5,661	6.9
		Neutral	127	18.4	2,250	13.0	10,167	12.5
		Agree	268	38.8	7,085	41.1	33,786	41.5
		Strongly agree	178	25.8	5,848	33.9	29,247	35.9
		Total	691	100.0	17,249	100.0	81,457	100.0
18h. A college staff member talked with me about my commitments outside of school (work, children, dependents, etc.) to help me figure out how many courses to take [ACADPLAN]	OSCOMM	Strongly disagree	105	15.2	2,260	13.1	9,188	11.3
		Disagree	214	31.0	5,416	31.4	24,273	29.8
		Neutral	177	25.7	4,456	25.8	20,781	25.5
		Agree	121	17.5	3,172	18.4	16,425	20.2
		Strongly agree	73	10.6	1,944	11.3	10,781	13.2
		Total	690	100.0	17,248	100.0	81,448	100.0

* The comparison group and cohort columns on this page EXCLUDE your college.

Survey of Entering Student Engagement
Florida SouthWestern State College (2016 Administration)
2016 Benchmark Bar Chart - Main Survey
Comparison Group: Extra-Large Colleges in the 2016 Cohort*
Entering Students Only - Breakout by Enrollment Status
[Unweighted]
Effective Track to College Readiness (COLLREAD)



* The comparison group and cohort bars on this page INCLUDE your college.

20JAN17

Survey of Entering Student Engagement - Florida SouthWestern State College (2016 Administration)

2016 Benchmark Means Report - Main Survey

Comparison Group: Extra-Large Colleges in the 2016 Cohort*

Entering Students Only - Breakout by Enrollment Status

[Unweighted]

Effective Track to College Readiness (COLLREAD)

			Your College	Ex-Large Colleges		2016 Cohort	
Item	Variable	Breakout Group	Mean	Mean	Effect Size**	Mean	Effect Size**
Item 21: Think about your experiences from the time of your decision to attend this college through the end of the first three weeks of your first semester/quarter. Within a class, or through another experience at this college:							
1 = Strongly disagree, 2 = Disagree, 3 = Neutral, 4 = Agree, 5 = Strongly agree							
21a. I learned to improve my study skills (listening, note taking, highlighting readings, working with others, etc.) [COLLREAD]	LNDSTUDY	Part-time	3.97	4.01		4.01	
		Full-time	4.02	3.99		4.02	
21b. I learned to understand my academic strengths and weaknesses [COLLREAD]	LNDACAWK	Part-time	4.00	3.94		3.95	
		Full-time	4.00	3.95		3.98	
21c. I learned skills and strategies to improve my test-taking ability [COLLREAD]	LNSKLLS	Part-time	3.67	3.67		3.66	
		Full-time	3.63	3.63		3.66	
One or more items in this benchmark are not suited to means calculations. Please see the Frequency Distribution that follows for these items.							

* The comparison group and cohort columns on this page EXCLUDE your college.

** T-test: 2-tailed

If a row contains less than 50 respondents, interpret the comparison results cautiously.

Survey of Entering Student Engagement - Florida SouthWestern State College (2016 Administration)

2016 Benchmark Frequency Distributions - Main Survey

Comparison Group: Extra-Large Colleges in the 2016 Cohort*

Entering Students Only - Breakout by Enrollment Status: Part-Time Students

[Unweighted]

Effective Track to College Readiness (COLLREAD)

Item	Variable	Responses	Your College		Ex-Large Colleges		2016 Cohort	
			Count	Percent	Count	Percent	Count	Percent
Item 12: Think about your experiences from the time of your decision to attend this college through the end of the first three weeks of your first semester/quarter.								
12a. Before I could register for classes, I was required to take a placement test (COMPASS, ASSET, ACCUPLACER, SAT, ACT, etc.) to assess my skills in reading, writing, and/or math [COLLREAD]	REQPTEST	Yes	120	49.4	6,134	82.1	24,989	84.2
		No	123	50.6	1,340	17.9	4,680	15.8
		Total	243	100.0	7,474	100.0	29,669	100.0
12b. I took a placement test (COMPASS, ASSET, ACCUPLACER, SAT, ACT, etc.) [COLLREAD]	TKPTEST	Yes	155	64.9	6,174	85.3	25,195	87.5
		No	84	35.1	1,060	14.7	3,606	12.5
		Total	239	100.0	7,234	100.0	28,801	100.0
Item 14								
14. This college required me to enroll in classes indicated by my placement test scores during my first semester/quarter [COLLREAD]	REQCLASS	Yes	87	35.4	5,155	69.3	20,768	70.2
		No	159	64.6	2,289	30.7	8,799	29.8
		Total	246	100.0	7,444	100.0	29,567	100.0
Item 21: Think about your experiences from the time of your decision to attend this college through the end of the first three weeks of your first semester/quarter. Within a class, or through another experience at this college:								
21a. I learned to improve my study skills (listening, note taking, highlighting readings, working with others, etc.) [COLLREAD]	LNDSTUDY	Strongly disagree	1	0.4	101	1.3	433	1.4
		Disagree	14	5.6	270	3.6	1,088	3.6
		Neutral	51	20.6	1,515	20.2	6,024	20.2
		Agree	108	43.5	3,149	42.1	12,478	41.8
		Strongly agree	74	29.8	2,447	32.7	9,843	33.0
		Total	248	100.0	7,482	100.0	29,866	100.0
21b. I learned to understand my academic strengths and weaknesses [COLLREAD]	LNDACAWK	Strongly disagree	2	0.8	93	1.2	388	1.3
		Disagree	11	4.5	280	3.7	1,093	3.7
		Neutral	50	20.2	1,739	23.3	6,817	22.9
		Agree	106	42.9	3,244	43.4	12,966	43.5
		Strongly agree	78	31.6	2,116	28.3	8,565	28.7
		Total	247	100.0	7,472	100.0	29,829	100.0
21c. I learned skills and strategies to improve my test-taking ability [COLLREAD]	LNDKLLS	Strongly disagree	2	0.8	191	2.6	781	2.6
		Disagree	33	13.3	704	9.4	2,824	9.5
		Neutral	71	28.6	2,304	30.8	9,285	31.1
		Agree	80	32.3	2,489	33.3	9,723	32.6
		Strongly agree	62	25.0	1,791	23.9	7,237	24.2
		Total	248	100.0	7,479	100.0	29,850	100.0

* The comparison group and cohort columns on this page EXCLUDE your college.

Survey of Entering Student Engagement - Florida SouthWestern State College (2016 Administration)

2016 Benchmark Frequency Distributions - Main Survey

Comparison Group: Extra-Large Colleges in the 2016 Cohort*

Entering Students Only - Breakout by Enrollment Status: Full-Time Students

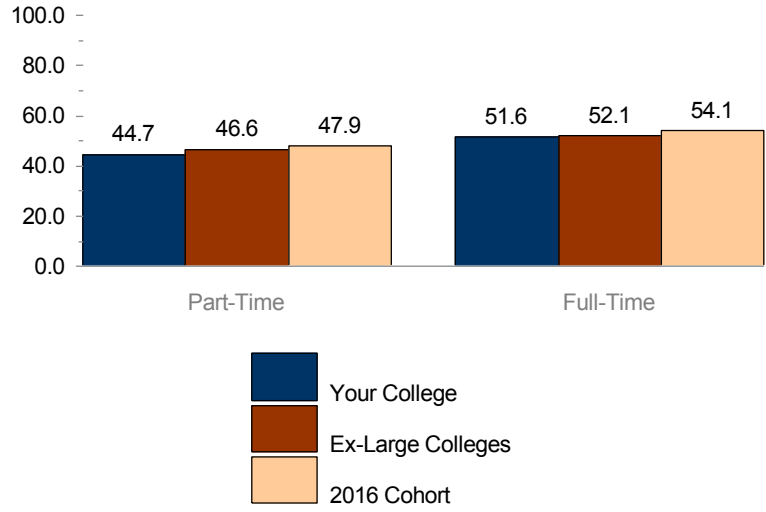
[Unweighted]

Effective Track to College Readiness (COLLREAD)

Item	Variable	Responses	Your College		Ex-Large Colleges		2016 Cohort	
			Count	Percent	Count	Percent	Count	Percent
Item 12: Think about your experiences from the time of your decision to attend this college through the end of the first three weeks of your first semester/quarter.								
12a. Before I could register for classes, I was required to take a placement test (COMPASS, ASSET, ACCUPLACER, SAT, ACT, etc.) to assess my skills in reading, writing, and/or math [COLLREAD]	REQPTST	Yes	371	53.8	14,187	82.7	68,384	84.3
		No	318	46.2	2,978	17.3	12,690	15.7
		Total	689	100.0	17,165	100.0	81,074	100.0
12b. I took a placement test (COMPASS, ASSET, ACCUPLACER, SAT, ACT, etc.) [COLLREAD]	TKPTST	Yes	484	72.1	14,771	87.9	70,970	89.3
		No	187	27.9	2,034	12.1	8,492	10.7
		Total	671	100.0	16,805	100.0	79,462	100.0
Item 14								
14. This college required me to enroll in classes indicated by my placement test scores during my first semester/quarter [COLLREAD]	REQCLASS	Yes	293	42.7	11,671	68.2	54,747	67.8
		No	393	57.3	5,443	31.8	26,051	32.2
		Total	686	100.0	17,114	100.0	80,798	100.0
Item 21: Think about your experiences from the time of your decision to attend this college through the end of the first three weeks of your first semester/quarter. Within a class, or through another experience at this college:								
21a. I learned to improve my study skills (listening, note taking, highlighting readings, working with others, etc.) [COLLREAD]	LNDSTUDY	Strongly disagree	13	1.9	264	1.5	1,124	1.4
		Disagree	31	4.5	699	4.1	3,192	3.9
		Neutral	113	16.3	3,483	20.2	15,574	19.1
		Agree	306	44.1	7,259	42.2	34,475	42.2
		Strongly agree	231	33.3	5,505	32.0	27,336	33.5
		Total	694	100.0	17,210	100.0	81,701	100.0
21b. I learned to understand my academic strengths and weaknesses [COLLREAD]	LNDACAWK	Strongly disagree	10	1.4	190	1.1	863	1.1
		Disagree	31	4.5	696	4.1	3,061	3.8
		Neutral	119	17.2	3,779	22.0	17,159	21.0
		Agree	319	46.2	7,607	44.3	36,078	44.2
		Strongly agree	212	30.7	4,912	28.6	24,434	29.9
		Total	691	100.0	17,184	100.0	81,595	100.0
21c. I learned skills and strategies to improve my test-taking ability [COLLREAD]	LNDKLLS	Strongly disagree	23	3.3	480	2.8	2,133	2.6
		Disagree	64	9.3	1,731	10.1	7,997	9.8
		Neutral	216	31.3	5,410	31.5	25,185	30.9
		Agree	230	33.3	5,606	32.6	26,354	32.3
		Strongly agree	157	22.8	3,963	23.1	19,926	24.4
		Total	690	100.0	17,190	100.0	81,595	100.0

* The comparison group and cohort columns on this page EXCLUDE your college.

Survey of Entering Student Engagement
Florida SouthWestern State College (2016 Administration)
2016 Benchmark Bar Chart - Main Survey
Comparison Group: Extra-Large Colleges in the 2016 Cohort*
Entering Students Only - Breakout by Enrollment Status
[Unweighted]
Engaged Learning (ENGAGLRN)



* The comparison group and cohort bars on this page INCLUDE your college.

20JAN17

Survey of Entering Student Engagement - Florida SouthWestern State College (2016 Administration)

2016 Benchmark Means Report - Main Survey

Comparison Group: Extra-Large Colleges in the 2016 Cohort*

Entering Students Only - Breakout by Enrollment Status

[Unweighted]

Engaged Learning (ENGAGLRN)

			Your College	Ex-Large Colleges		2016 Cohort	
Item	Variable	Breakout Group	Mean	Mean	Effect Size**	Mean	Effect Size**
Item 19: During the first three weeks of your first semester/quarter at this college, about how often did you do the following?							
1 = Never, 2 = Once, 3 = Two or three times, 4 = Four or more times							
19a. Ask questions in class or contribute to class discussions [ENGAGLRN]	ASKQUES	Part-time	2.63	2.73		2.78	
		Full-time	2.71	2.81		2.84	
19b. Prepare at least two drafts of a paper or assignment before turning it in [ENGAGLRN]	PREPDRFT	Part-time	2.07	2.12		2.11	
		Full-time	2.11	2.15		2.14	
19e. Participate in supplemental instruction (extra class sessions with an instructor, tutor, or experienced student) [ENGAGLRN]	SUPINSTR	Part-time	1.56	1.54		1.53	
		Full-time	1.60	1.57		1.55	
19g. Work with other students on a project or assignment during class [ENGAGLRN]	PINCLASS	Part-time	2.34	2.37		2.41	
		Full-time	2.58	2.53		2.55	
19h. Work with classmates outside of class on class projects or assignments [ENGAGLRN]	PREPOUTC	Part-time	1.58	1.49		1.50	
		Full-time	1.70	1.65		1.68	
19i. Participate in a required study group outside of class [ENGAGLRN]	GRPSTUDY	Part-time	1.26	1.28		1.27	
		Full-time	1.32	1.32		1.33	
19j. Participate in a student-initiated (not required) study group outside of class [ENGAGLRN]	NRGSTUDY	Part-time	1.32	1.27		1.25	
		Full-time	1.37	1.35		1.35	
19k. Use an electronic tool (e-mail, text messaging, Facebook, MySpace, class Web site, etc.) to communicate with another student about coursework [ENGAGLRN]	USEINTMG	Part-time	2.13	2.05		2.05	
		Full-time	2.32	2.29		2.30	
19l. Use an electronic tool (e-mail, text messaging, Facebook, MySpace, class Web site, etc.) to communicate with an instructor about coursework [ENGAGLRN]	MAILFAC	Part-time	2.20	2.12		2.15	
		Full-time	2.40	2.29		2.36	
19m. Discuss an assignment or grade with an instructor [ENGAGLRN]	FACASSN	Part-time	1.87	2.03		2.03	
		Full-time	2.06	2.05		2.10	
19n. Ask for help from an instructor regarding questions or problems related to a class [ENGAGLRN]	CLASSREL	Part-time	2.12	2.29		2.31	
		Full-time	2.28	2.35		2.38	
19o. Receive prompt written or oral feedback from instructors on your performance [ENGAGLRN]	FEEDBACK	Part-time	2.41	2.24		2.28	
		Full-time	2.41	2.37		2.42	
19q. Discuss ideas from your readings or classes with instructors outside of class [ENGAGLRN]	FACIDOC	Part-time	1.49	1.53		1.54	
		Full-time	1.60	1.61		1.62	

* The comparison group and cohort columns on this page EXCLUDE your college.

** T-test: 2-tailed

If a row contains less than 50 respondents, interpret the comparison results cautiously.

Survey of Entering Student Engagement - Florida SouthWestern State College (2016 Administration)

2016 Benchmark Means Report - Main Survey

Comparison Group: Extra-Large Colleges in the 2016 Cohort*

Entering Students Only - Breakout by Enrollment Status

[Unweighted]

Engaged Learning (ENGAGLRN)

			Your College	Ex-Large Colleges		2016 Cohort	
Item	Variable	Breakout Group	Mean	Mean	Effect Size**	Mean	Effect Size**
Item 20.2: Think about your experiences from the time of your decision to attend this college through the end of the first three weeks of your first semester/quarter. How often did you use the following services?							
1 = Never, 2 = Once, 3 = Two or three times, 4 = Four or more times							
20.2d. Face-to-face tutoring [ENGAGLRN]	FFTUSE	Part-time	1.23	1.28		1.28	
		Full-time	1.30	1.32		1.31	
20.2f. Writing, math, or other skill lab [ENGAGLRN]	SKLABUSE	Part-time	1.52	1.67		1.67	
		Full-time	1.72	1.72		1.74	
20.2h. Computer lab [ENGAGLRN]	COMLBUSE	Part-time	1.74	1.96		1.98	
		Full-time	1.88	2.08		2.16	-0.24**

* The comparison group and cohort columns on this page EXCLUDE your college.

** T-test: 2-tailed

If a row contains less than 50 respondents, interpret the comparison results cautiously.

Survey of Entering Student Engagement - Florida SouthWestern State College (2016 Administration)

2016 Benchmark Frequency Distributions - Main Survey

Comparison Group: Extra-Large Colleges in the 2016 Cohort*

Entering Students Only - Breakout by Enrollment Status: Part-Time Students

[Unweighted]

Engaged Learning (ENGAGLRN)

			Your College		Ex-Large Colleges		2016 Cohort	
Item	Variable	Responses	Count	Percent	Count	Percent	Count	Percent
Item 19: During the first three weeks of your first semester/quarter at this college, about how often did you do the following?								
19a. Ask questions in class or contribute to class discussions [ENGAGLRN]	ASKQUES	Never	32	13.0	715	9.5	2,740	9.1
		Once	75	30.5	2,039	27.0	7,460	24.8
		Two or three times	91	37.0	3,378	44.7	13,687	45.4
		Four or more times	48	19.5	1,430	18.9	6,234	20.7
		Total	246	100.0	7,562	100.0	30,121	100.0
19b. Prepare at least two drafts of a paper or assignment before turning it in [ENGAGLRN]	PREPDRFT	Never	75	30.7	2,182	29.1	8,961	30.0
		Once	91	37.3	2,723	36.3	10,543	35.3
		Two or three times	64	26.2	2,142	28.5	8,441	28.3
		Four or more times	14	5.7	461	6.1	1,894	6.3
		Total	244	100.0	7,508	100.0	29,839	100.0
19e. Participate in supplemental instruction (extra class sessions with an instructor, tutor, or experienced student) [ENGAGLRN]	SUPINSTR	Never	161	64.9	5,043	66.7	20,319	67.5
		Once	47	19.0	1,321	17.5	5,099	16.9
		Two or three times	29	11.7	851	11.3	3,298	11.0
		Four or more times	11	4.4	347	4.6	1,378	4.6
		Total	248	100.0	7,562	100.0	30,094	100.0
19g. Work with other students on a project or assignment during class [ENGAGLRN]	PINCLASS	Never	62	25.0	1,824	24.1	6,883	22.9
		Once	69	27.8	2,092	27.7	8,118	27.0
		Two or three times	87	35.1	2,701	35.7	11,007	36.6
		Four or more times	30	12.1	945	12.5	4,077	13.6
		Total	248	100.0	7,562	100.0	30,085	100.0
19h. Work with classmates outside of class on class projects or assignments [ENGAGLRN]	PREPOUTC	Never	161	65.4	5,111	67.9	20,278	67.7
		Once	38	15.4	1,363	18.1	5,321	17.8
		Two or three times	37	15.0	817	10.8	3,250	10.9
		Four or more times	10	4.1	240	3.2	1,095	3.7
		Total	246	100.0	7,531	100.0	29,944	100.0
19i. Participate in a required study group outside of class [ENGAGLRN]	GRPSTUDY	Never	206	83.7	6,155	81.5	24,808	82.5
		Once	21	8.5	807	10.7	3,021	10.0
		Two or three times	15	6.1	427	5.7	1,643	5.5
		Four or more times	4	1.6	159	2.1	608	2.0
		Total	246	100.0	7,548	100.0	30,080	100.0
19j. Participate in a student-initiated (not required) study group outside of class [ENGAGLRN]	NRGSTUDY	Never	193	78.1	6,195	82.4	25,007	83.5
		Once	34	13.8	780	10.4	2,892	9.7
		Two or three times	14	5.7	387	5.1	1,490	5.0
		Four or more times	6	2.4	156	2.1	555	1.9
		Total	247	100.0	7,518	100.0	29,944	100.0

* The comparison group and cohort columns on this page EXCLUDE your college.

Survey of Entering Student Engagement - Florida SouthWestern State College (2016 Administration)

2016 Benchmark Frequency Distributions - Main Survey

Comparison Group: Extra-Large Colleges in the 2016 Cohort*

Entering Students Only - Breakout by Enrollment Status: Part-Time Students

[Unweighted]

Engaged Learning (ENGAGLRN)

Item	Variable	Responses	Your College		Ex-Large Colleges		2016 Cohort	
			Count	Percent	Count	Percent	Count	Percent
Item 19: During the first three weeks of your first semester/quarter at this college, about how often did you do the following?								
19k. Use an electronic tool (e-mail, text messaging, Facebook, MySpace, class Web site, etc.) to communicate with another student about coursework [ENGAGLRN]	USEINTMG	Never	93	37.8	3,285	43.5	13,180	43.8
		Once	67	27.2	1,697	22.5	6,645	22.1
		Two or three times	47	19.1	1,503	19.9	5,990	19.9
		Four or more times	39	15.9	1,073	14.2	4,284	14.2
		Total	246	100.0	7,558	100.0	30,099	100.0
19l. Use an electronic tool (e-mail, text messaging, Facebook, MySpace, class Web site, etc.) to communicate with an instructor about coursework [ENGAGLRN]	MAILFAC	Never	84	34.4	2,703	35.9	10,387	34.7
		Once	63	25.8	2,144	28.5	8,337	27.8
		Two or three times	62	25.4	1,801	23.9	7,476	24.9
		Four or more times	35	14.3	885	11.7	3,776	12.6
		Total	244	100.0	7,533	100.0	29,976	100.0
19m. Discuss an assignment or grade with an instructor [ENGAGLRN]	FACASSN	Never	108	43.9	2,573	34.1	10,252	34.1
		Once	74	30.1	2,672	35.5	10,508	35.0
		Two or three times	53	21.5	1,776	23.6	7,280	24.2
		Four or more times	11	4.5	516	6.8	2,002	6.7
		Total	246	100.0	7,537	100.0	30,042	100.0
19n. Ask for help from an instructor regarding questions or problems related to a class [ENGAGLRN]	CLASSREL	Never	71	29.5	1,797	23.9	7,153	23.8
		Once	88	36.5	2,525	33.6	9,800	32.7
		Two or three times	64	26.6	2,393	31.8	9,731	32.4
		Four or more times	18	7.5	809	10.8	3,325	11.1
		Total	241	100.0	7,524	100.0	30,009	100.0
19o. Receive prompt written or oral feedback from instructors on your performance [ENGAGLRN]	FEEDBACK	Never	47	19.9	2,137	28.4	8,126	27.1
		Once	81	34.3	2,264	30.1	8,914	29.7
		Two or three times	72	30.5	2,297	30.5	9,419	31.4
		Four or more times	36	15.3	825	11.0	3,547	11.8
		Total	236	100.0	7,523	100.0	30,006	100.0
19q. Discuss ideas from your readings or classes with instructors outside of class [ENGAGLRN]	FACIDOC	Never	171	69.2	5,029	66.7	19,790	65.9
		Once	41	16.6	1,384	18.3	5,591	18.6
		Two or three times	26	10.5	795	10.5	3,314	11.0
		Four or more times	9	3.6	335	4.4	1,343	4.5
		Total	247	100.0	7,543	100.0	30,038	100.0
Item 20.2: Think about your experiences from the time of your decision to attend this college through the end of the first three weeks of your first semester/quarter. How often did you use the following services?								
20.2d. Face-to-face tutoring [ENGAGLRN]	FFTUSE	Never	202	84.2	5,989	82.7	23,793	82.8
		Once	25	10.4	690	9.5	2,620	9.1
		Two or three times	9	3.8	367	5.1	1,411	4.9
		Four or more times	4	1.7	197	2.7	904	3.1
		Total	240	100.0	7,243	100.0	28,728	100.0

* The comparison group and cohort columns on this page EXCLUDE your college.

Survey of Entering Student Engagement - Florida SouthWestern State College (2016 Administration)

2016 Benchmark Frequency Distributions - Main Survey

Comparison Group: Extra-Large Colleges in the 2016 Cohort*

Entering Students Only - Breakout by Enrollment Status: Part-Time Students

[Unweighted]

Engaged Learning (ENGAGLRN)

			Your College		Ex-Large Colleges		2016 Cohort	
Item	Variable	Responses	Count	Percent	Count	Percent	Count	Percent
Item 20.2: Think about your experiences from the time of your decision to attend this college through the end of the first three weeks of your first semester/quarter. How often did you use the following services?								
20.2f. Writing, math, or other skill lab [ENGAGLRN]	SKLABUSE	Never	156	65.5	4,656	64.6	18,820	66.0
		Once	52	21.8	1,042	14.5	3,595	12.6
		Two or three times	18	7.6	727	10.1	2,865	10.1
		Four or more times	12	5.0	778	10.8	3,227	11.3
		Total	238	100.0	7,203	100.0	28,507	100.0
20.2h. Computer lab [ENGAGLRN]	COMLBUSE	Never	128	53.6	3,632	50.1	14,323	49.7
		Once	63	26.4	1,356	18.7	5,321	18.5
		Two or three times	30	12.6	1,206	16.6	4,754	16.5
		Four or more times	18	7.5	1,059	14.6	4,429	15.4
		Total	239	100.0	7,253	100.0	28,827	100.0

* The comparison group and cohort columns on this page EXCLUDE your college.

Survey of Entering Student Engagement - Florida SouthWestern State College (2016 Administration)

2016 Benchmark Frequency Distributions - Main Survey

Comparison Group: Extra-Large Colleges in the 2016 Cohort*

Entering Students Only - Breakout by Enrollment Status: Full-Time Students

[Unweighted]

Engaged Learning (ENGAGLRN)

Item	Variable	Responses	Your College		Ex-Large Colleges		2016 Cohort	
			Count	Percent	Count	Percent	Count	Percent
Item 19: During the first three weeks of your first semester/quarter at this college, about how often did you do the following?								
19a. Ask questions in class or contribute to class discussions [ENGAGLRN]	ASKQUES	Never	68	9.8	1,386	8.0	6,242	7.6
		Once	187	26.9	4,305	24.8	18,972	23.1
		Two or three times	321	46.2	7,907	45.5	38,421	46.7
		Four or more times	119	17.1	3,763	21.7	18,581	22.6
		Total	695	100.0	17,361	100.0	82,216	100.0
19b. Prepare at least two drafts of a paper or assignment before turning it in [ENGAGLRN]	PREPDRFT	Never	203	29.5	4,575	26.6	22,698	27.8
		Once	254	37.0	6,539	38.0	30,247	37.1
		Two or three times	183	26.6	4,991	29.0	23,401	28.7
		Four or more times	47	6.8	1,115	6.5	5,251	6.4
		Total	687	100.0	17,220	100.0	81,597	100.0
19e. Participate in supplemental instruction (extra class sessions with an instructor, tutor, or experienced student) [ENGAGLRN]	SUPINSTR	Never	414	59.8	11,297	65.1	54,437	66.2
		Once	169	24.4	3,137	18.1	14,099	17.2
		Two or three times	78	11.3	2,047	11.8	9,581	11.7
		Four or more times	31	4.5	864	5.0	4,054	4.9
		Total	692	100.0	17,345	100.0	82,171	100.0
19g. Work with other students on a project or assignment during class [ENGAGLRN]	PINCLASS	Never	101	14.6	3,134	18.1	14,312	17.4
		Once	193	27.9	4,561	26.3	21,411	26.1
		Two or three times	296	42.8	7,015	40.5	33,185	40.4
		Four or more times	102	14.7	2,614	15.1	13,205	16.1
		Total	692	100.0	17,324	100.0	82,113	100.0
19h. Work with classmates outside of class on class projects or assignments [ENGAGLRN]	PREPOUTC	Never	391	56.8	10,202	59.2	47,484	58.1
		Once	153	22.2	3,716	21.6	17,137	21.0
		Two or three times	103	15.0	2,486	14.4	12,388	15.2
		Four or more times	41	6.0	833	4.8	4,672	5.7
		Total	688	100.0	17,237	100.0	81,681	100.0
19i. Participate in a required study group outside of class [ENGAGLRN]	GRPSTUDY	Never	547	78.9	13,785	79.6	65,657	79.9
		Once	91	13.1	1,982	11.4	8,584	10.5
		Two or three times	37	5.3	1,118	6.5	5,350	6.5
		Four or more times	18	2.6	443	2.6	2,543	3.1
		Total	693	100.0	17,328	100.0	82,134	100.0
19j. Participate in a student-initiated (not required) study group outside of class [ENGAGLRN]	NRGSTUDY	Never	522	75.9	13,403	77.8	63,925	78.2
		Once	102	14.8	2,101	12.2	9,515	11.6
		Two or three times	42	6.1	1,186	6.9	5,722	7.0
		Four or more times	22	3.2	543	3.2	2,618	3.2
		Total	688	100.0	17,233	100.0	81,780	100.0

* The comparison group and cohort columns on this page EXCLUDE your college.

Survey of Entering Student Engagement - Florida SouthWestern State College (2016 Administration)

2016 Benchmark Frequency Distributions - Main Survey

Comparison Group: Extra-Large Colleges in the 2016 Cohort*

Entering Students Only - Breakout by Enrollment Status: Full-Time Students

[Unweighted]

Engaged Learning (ENGAGLRN)

Item	Variable	Responses	Your College		Ex-Large Colleges		2016 Cohort	
			Count	Percent	Count	Percent	Count	Percent
Item 19: During the first three weeks of your first semester/quarter at this college, about how often did you do the following?								
19k. Use an electronic tool (e-mail, text messaging, Facebook, MySpace, class Web site, etc.) to communicate with another student about coursework [ENGAGLRN]	USEINTMG	Never	216	31.3	5,790	33.4	27,426	33.4
		Once	172	25.0	4,006	23.1	18,726	22.8
		Two or three times	164	23.8	4,169	24.1	19,904	24.2
		Four or more times	137	19.9	3,365	19.4	16,124	19.6
		Total	689	100.0	17,330	100.0	82,180	100.0
19l. Use an electronic tool (e-mail, text messaging, Facebook, MySpace, class Web site, etc.) to communicate with an instructor about coursework [ENGAGLRN]	MAILFAC	Never	165	24.3	5,053	29.3	22,163	27.1
		Once	183	27.0	4,768	27.7	21,937	26.8
		Two or three times	224	33.0	4,788	27.8	23,994	29.3
		Four or more times	106	15.6	2,627	15.2	13,673	16.7
		Total	678	100.0	17,236	100.0	81,767	100.0
19m. Discuss an assignment or grade with an instructor [ENGAGLRN]	FACASSN	Never	235	34.3	5,906	34.1	25,898	31.6
		Once	227	33.1	5,924	34.2	28,374	34.6
		Two or three times	173	25.2	4,226	24.4	21,298	26.0
		Four or more times	51	7.4	1,242	7.2	6,448	7.9
		Total	686	100.0	17,298	100.0	82,018	100.0
19n. Ask for help from an instructor regarding questions or problems related to a class [ENGAGLRN]	CLASSREL	Never	157	23.6	3,959	23.0	18,135	22.1
		Once	224	33.7	5,456	31.6	25,294	30.9
		Two or three times	223	33.6	5,668	32.9	27,964	34.2
		Four or more times	60	9.0	2,162	12.5	10,488	12.8
		Total	664	100.0	17,245	100.0	81,881	100.0
19o. Receive prompt written or oral feedback from instructors on your performance [ENGAGLRN]	FEEDBACK	Never	131	20.0	4,036	23.4	17,745	21.7
		Once	202	30.8	5,125	29.7	23,774	29.0
		Two or three times	249	38.0	5,865	34.0	28,467	34.8
		Four or more times	74	11.3	2,238	13.0	11,895	14.5
		Total	656	100.0	17,264	100.0	81,881	100.0
19q. Discuss ideas from your readings or classes with instructors outside of class [ENGAGLRN]	FACIDOC	Never	417	61.0	10,793	62.4	50,420	61.5
		Once	159	23.2	3,452	20.0	16,649	20.3
		Two or three times	76	11.1	2,107	12.2	10,552	12.9
		Four or more times	32	4.7	946	5.5	4,388	5.4
		Total	684	100.0	17,298	100.0	82,009	100.0
Item 20.2: Think about your experiences from the time of your decision to attend this college through the end of the first three weeks of your first semester/quarter. How often did you use the following services?								
20.2d. Face-to-face tutoring [ENGAGLRN]	FFTUSE	Never	543	80.9	13,431	80.3	64,367	81.2
		Once	73	10.9	1,759	10.5	7,739	9.8
		Two or three times	34	5.1	947	5.7	4,381	5.5
		Four or more times	21	3.1	588	3.5	2,781	3.5
		Total	671	100.0	16,725	100.0	79,268	100.0

* The comparison group and cohort columns on this page EXCLUDE your college.

Survey of Entering Student Engagement - Florida SouthWestern State College (2016 Administration)

2016 Benchmark Frequency Distributions - Main Survey

Comparison Group: Extra-Large Colleges in the 2016 Cohort*

Entering Students Only - Breakout by Enrollment Status: Full-Time Students

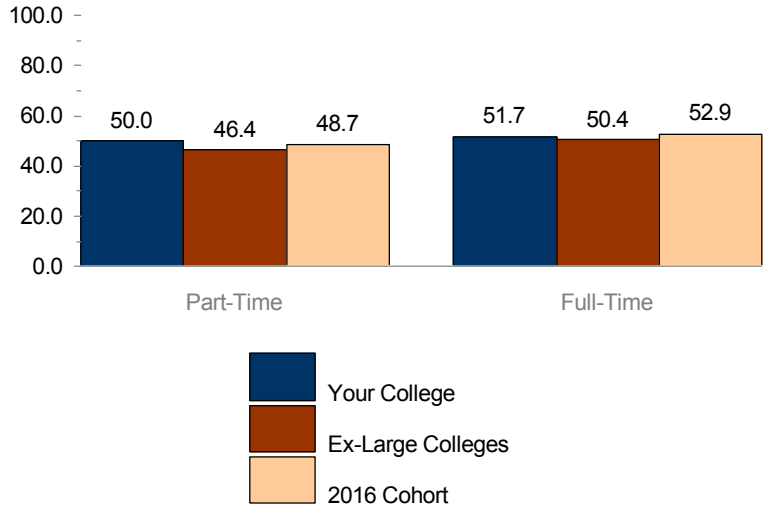
[Unweighted]

Engaged Learning (ENGAGLRN)

			Your College		Ex-Large Colleges		2016 Cohort	
Item	Variable	Responses	Count	Percent	Count	Percent	Count	Percent
Item 20.2: Think about your experiences from the time of your decision to attend this college through the end of the first three weeks of your first semester/quarter. How often did you use the following services?								
20.2f. Writing, math, or other skill lab [ENGAGLRN]	SKLABUSE	Never	384	57.1	10,378	62.4	49,834	63.3
		Once	147	21.8	2,472	14.9	10,170	12.9
		Two or three times	86	12.8	1,813	10.9	8,417	10.7
		Four or more times	56	8.3	1,981	11.9	10,363	13.2
		Total	673	100.0	16,644	100.0	78,784	100.0
20.2h. Computer lab [ENGAGLRN]	COMLBUSE	Never	307	45.8	7,647	45.6	34,153	43.0
		Once	196	29.2	3,086	18.4	14,426	18.2
		Two or three times	108	16.1	3,003	17.9	14,674	18.5
		Four or more times	60	8.9	3,018	18.0	16,102	20.3
		Total	671	100.0	16,754	100.0	79,355	100.0

* The comparison group and cohort columns on this page EXCLUDE your college.

Survey of Entering Student Engagement
Florida SouthWestern State College (2016 Administration)
2016 Benchmark Bar Chart - Main Survey
Comparison Group: Extra-Large Colleges in the 2016 Cohort*
Entering Students Only - Breakout by Enrollment Status
[Unweighted]
Academic and Social Support (ACSOCSUP)



* The comparison group and cohort bars on this page INCLUDE your college.

20JAN17

Survey of Entering Student Engagement - Florida SouthWestern State College (2016 Administration)

2016 Benchmark Means Report - Main Survey

Comparison Group: Extra-Large Colleges in the 2016 Cohort*

Entering Students Only - Breakout by Enrollment Status

[Unweighted]

Academic and Social Support (ACSOCSUP)

			Your College	Ex-Large Colleges		2016 Cohort	
Item	Variable	Breakout Group	Mean	Mean	Effect Size**	Mean	Effect Size**
Item 18: Think about your experiences from the time of your decision to attend this college through the end of the first three weeks of your first semester/quarter.							
1 = Strongly disagree, 2 = Disagree, 3 = Neutral, 4 = Agree, 5 = Strongly agree							
18l. All instructors clearly explained academic and student support services available at this college [ACSOCSUP]	RESOURCE	Part-time	4.06	3.86		3.89	
		Full-time	4.08	3.88	0.20**	3.92	
18m. All instructors clearly explained course grading policies [ACSOCSUP]	GRADEPOL	Part-time	4.29	4.24		4.26	
		Full-time	4.31	4.28		4.28	
18n. All instructors clearly explained course syllabi (syllabuses) [ACSOCSUP]	SYLLABI	Part-time	4.32	4.34		4.36	
		Full-time	4.35	4.38		4.39	
18o. I knew how to get in touch with my instructors outside of class [ACSOCSUP]	FACMEET	Part-time	4.35	4.26		4.28	
		Full-time	4.35	4.30		4.32	
18q. At least one other student whom I didn't previously know learned my name [ACSOCSUP]	OSTUDNAM	Part-time	4.09	3.95		4.02	
		Full-time	4.15	4.18		4.24	
18r. At least one instructor learned my name [ACSOCSUP]	FACNAM	Part-time	4.11	4.08		4.18	
		Full-time	4.20	4.21		4.31	
18s. I learned the name of at least one other student in most of my classes [ACSOCSUP]	STUNAM	Part-time	4.21	4.09		4.17	
		Full-time	4.24	4.24		4.31	

* The comparison group and cohort columns on this page EXCLUDE your college.

** T-test: 2-tailed

If a row contains less than 50 respondents, interpret the comparison results cautiously.

Survey of Entering Student Engagement - Florida SouthWestern State College (2016 Administration)

2016 Benchmark Frequency Distributions - Main Survey

Comparison Group: Extra-Large Colleges in the 2016 Cohort*

Entering Students Only - Breakout by Enrollment Status: Part-Time Students

[Unweighted]

Academic and Social Support (ACSOCSUP)

Item	Variable	Responses	Your College		Ex-Large Colleges		2016 Cohort	
			Count	Percent	Count	Percent	Count	Percent
Item 18: Think about your experiences from the time of your decision to attend this college through the end of the first three weeks of your first semester/quarter.								
18l. All instructors clearly explained academic and student support services available at this college [ACSOCSUP]	RESOURCE	Strongly disagree	2	0.8	138	1.8	541	1.8
		Disagree	14	5.7	546	7.3	2,098	7.0
		Neutral	40	16.3	1,536	20.5	5,876	19.7
		Agree	101	41.2	3,275	43.7	12,897	43.3
		Strongly agree	88	35.9	2,002	26.7	8,361	28.1
		Total	245	100.0	7,497	100.0	29,773	100.0
18m. All instructors clearly explained course grading policies [ACSOCSUP]	GRADEPOL	Strongly disagree	0	N/A	43	0.6	174	0.6
		Disagree	9	3.7	177	2.4	694	2.3
		Neutral	21	8.5	743	9.9	2,835	9.5
		Agree	106	43.1	3,510	46.8	13,737	46.1
		Strongly agree	110	44.7	3,035	40.4	12,351	41.5
		Total	246	100.0	7,508	100.0	29,791	100.0
18n. All instructors clearly explained course syllabi (syllabuses) [ACSOCSUP]	SYLLABI	Strongly disagree	1	0.4	28	0.4	115	0.4
		Disagree	6	2.4	130	1.7	503	1.7
		Neutral	24	9.8	559	7.5	2,155	7.2
		Agree	98	39.8	3,298	44.0	12,840	43.2
		Strongly agree	117	47.6	3,476	46.4	14,132	47.5
		Total	246	100.0	7,491	100.0	29,745	100.0
18o. I knew how to get in touch with my instructors outside of class [ACSOCSUP]	FACMEET	Strongly disagree	0	N/A	52	0.7	200	0.7
		Disagree	7	2.8	202	2.7	701	2.4
		Neutral	23	9.3	727	9.7	2,745	9.2
		Agree	93	37.8	3,308	44.0	12,962	43.5
		Strongly agree	123	50.0	3,221	42.9	13,218	44.3
		Total	246	100.0	7,510	100.0	29,826	100.0
18q. At least one other student whom I didn't previously know learned my name [ACSOCSUP]	OSTUDNAM	Strongly disagree	6	2.4	283	3.8	1,017	3.4
		Disagree	18	7.3	574	7.6	2,027	6.8
		Neutral	26	10.5	1,047	13.9	3,785	12.7
		Agree	96	38.9	2,943	39.2	11,635	39.0
		Strongly agree	101	40.9	2,667	35.5	11,366	38.1
		Total	247	100.0	7,514	100.0	29,830	100.0
18r. At least one instructor learned my name [ACSOCSUP]	FACNAM	Strongly disagree	8	3.3	202	2.7	572	1.9
		Disagree	15	6.2	454	6.1	1,309	4.4
		Neutral	31	12.9	885	11.9	3,046	10.3
		Agree	76	31.5	2,965	39.7	11,920	40.2
		Strongly agree	111	46.1	2,962	39.7	12,816	43.2
		Total	241	100.0	7,468	100.0	29,663	100.0

* The comparison group and cohort columns on this page EXCLUDE your college.

Survey of Entering Student Engagement - Florida SouthWestern State College (2016 Administration)

2016 Benchmark Frequency Distributions - Main Survey

Comparison Group: Extra-Large Colleges in the 2016 Cohort*

Entering Students Only - Breakout by Enrollment Status: Part-Time Students

[Unweighted]

Academic and Social Support (ACSOCSUP)

			Your College		Ex-Large Colleges		2016 Cohort	
Item	Variable	Responses	Count	Percent	Count	Percent	Count	Percent
Item 18: Think about your experiences from the time of your decision to attend this college through the end of the first three weeks of your first semester/quarter.								
18s. I learned the name of at least one other student in most of my classes [ACSOCSUP]	STUNAM	Strongly disagree	6	2.4	204	2.7	688	2.3
		Disagree	11	4.5	435	5.8	1,446	4.8
		Neutral	24	9.8	859	11.4	2,927	9.8
		Agree	90	36.6	3,014	40.1	11,922	40.0
		Strongly agree	115	46.7	2,996	39.9	12,832	43.0
		Total	246	100.0	7,508	100.0	29,815	100.0

* The comparison group and cohort columns on this page EXCLUDE your college.

Survey of Entering Student Engagement - Florida SouthWestern State College (2016 Administration)

2016 Benchmark Frequency Distributions - Main Survey

Comparison Group: Extra-Large Colleges in the 2016 Cohort*

Entering Students Only - Breakout by Enrollment Status: Full-Time Students

[Unweighted]

Academic and Social Support (ACSOCSUP)

Item	Variable	Responses	Your College		Ex-Large Colleges		2016 Cohort	
			Count	Percent	Count	Percent	Count	Percent
Item 18: Think about your experiences from the time of your decision to attend this college through the end of the first three weeks of your first semester/quarter.								
18l. All instructors clearly explained academic and student support services available at this college [ACSOCSUP]	RESOURCE	Strongly disagree	12	1.7	279	1.6	1,257	1.5
		Disagree	28	4.1	1,313	7.6	5,664	7.0
		Neutral	102	14.8	3,359	19.5	15,338	18.9
		Agree	299	43.5	7,443	43.3	35,111	43.2
		Strongly agree	247	35.9	4,810	28.0	23,890	29.4
		Total	688	100.0	17,204	100.0	81,260	100.0
18m. All instructors clearly explained course grading policies [ACSOCSUP]	GRADEPOL	Strongly disagree	2	0.3	97	0.6	436	0.5
		Disagree	12	1.7	357	2.1	1,755	2.2
		Neutral	59	8.6	1,537	8.9	7,111	8.7
		Agree	313	45.5	7,930	46.0	37,203	45.7
		Strongly agree	302	43.9	7,305	42.4	34,853	42.8
		Total	688	100.0	17,226	100.0	81,358	100.0
18n. All instructors clearly explained course syllabi (syllabuses) [ACSOCSUP]	SYLLABI	Strongly disagree	6	0.9	53	0.3	285	0.4
		Disagree	11	1.6	295	1.7	1,274	1.6
		Neutral	54	7.8	1,128	6.6	5,268	6.5
		Agree	281	40.8	7,241	42.1	34,347	42.3
		Strongly agree	337	48.9	8,478	49.3	40,043	49.3
		Total	689	100.0	17,195	100.0	81,217	100.0
18o. I knew how to get in touch with my instructors outside of class [ACSOCSUP]	FACMEET	Strongly disagree	1	0.1	78	0.5	372	0.5
		Disagree	14	2.0	369	2.1	1,572	1.9
		Neutral	51	7.4	1,531	8.9	6,821	8.4
		Agree	303	43.8	7,610	44.2	35,758	43.9
		Strongly agree	323	46.7	7,644	44.4	36,908	45.3
		Total	692	100.0	17,232	100.0	81,431	100.0
18q. At least one other student whom I didn't previously know learned my name [ACSOCSUP]	OSTUDNAM	Strongly disagree	18	2.6	386	2.2	1,510	1.9
		Disagree	39	5.6	757	4.4	3,156	3.9
		Neutral	63	9.1	1,682	9.8	7,233	8.9
		Agree	275	39.7	6,883	39.9	32,213	39.6
		Strongly agree	297	42.9	7,533	43.7	37,329	45.8
		Total	692	100.0	17,241	100.0	81,441	100.0
18r. At least one instructor learned my name [ACSOCSUP]	FACNAM	Strongly disagree	11	1.6	337	2.0	1,063	1.3
		Disagree	36	5.3	749	4.4	2,414	3.0
		Neutral	68	9.9	1,622	9.5	6,128	7.6
		Agree	258	37.7	6,668	38.9	31,847	39.3
		Strongly agree	311	45.5	7,746	45.2	39,549	48.8
		Total	684	100.0	17,122	100.0	81,001	100.0

* The comparison group and cohort columns on this page EXCLUDE your college.

Survey of Entering Student Engagement - Florida SouthWestern State College (2016 Administration)

2016 Benchmark Frequency Distributions - Main Survey

Comparison Group: Extra-Large Colleges in the 2016 Cohort*

Entering Students Only - Breakout by Enrollment Status: Full-Time Students

[Unweighted]

Academic and Social Support (ACSOCSUP)

			Your College		Ex-Large Colleges		2016 Cohort	
Item	Variable	Responses	Count	Percent	Count	Percent	Count	Percent
Item 18: Think about your experiences from the time of your decision to attend this college through the end of the first three weeks of your first semester/quarter.								
18s. I learned the name of at least one other student in most of my classes [ACSOCSUP]	STUNAM	Strongly disagree	10	1.4	280	1.6	1,088	1.3
		Disagree	37	5.4	729	4.2	2,784	3.4
		Neutral	59	8.5	1,510	8.8	6,040	7.4
		Agree	255	36.9	6,700	38.9	31,337	38.5
		Strongly agree	330	47.8	8,025	46.5	40,208	49.4
		Total	691	100.0	17,244	100.0	81,457	100.0

* The comparison group and cohort columns on this page EXCLUDE your college.