

Survey of Entering Student Engagement - Florida SouthWestern State College (2020 Administration)

2020 Benchmark Scores Report - Main Survey

Comparison Group: Extra-Large Colleges in the 2020 Cohort*

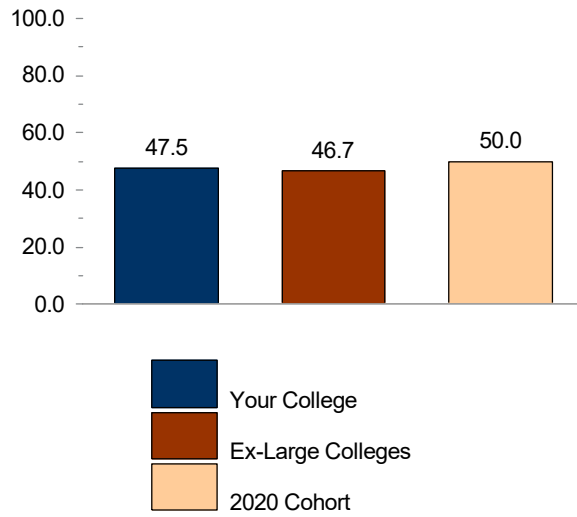
Entering Students Only

[Weighted]

	Your College	Ex-Large Colleges		2020 Cohort	
Benchmark	Score	Score	Difference	Score	Difference
Early Connections	47.5	46.7	0.8	50.0	-2.5
High Expectations and Aspirations	53.7	50.0	3.7	50.0	3.7
Clear Academic Plan and Pathway	40.0	46.2	-6.2	50.0	-10.0
Effective Track to College Readiness	40.2	49.0	-8.8	50.0	-9.8
Engaged Learning	42.2	47.8	-5.7	50.0	-7.8
Academic and Social Support Network	41.0	47.4	-6.4	50.0	-9.0

* The comparison group and cohort columns on this page INCLUDE your college.

Survey of Entering Student Engagement
Florida SouthWestern State College (2020 Administration)
2020 Benchmark Bar Chart - Main Survey
Comparison Group: Extra-Large Colleges in the 2020 Cohort*
Entering Students Only
[Weighted]
Early Connections (EARLYCON)



* The comparison group and cohort bars on this page INCLUDE your college.

Survey of Entering Student Engagement - Florida SouthWestern State College (2020 Administration)

2020 Benchmark Means Report - Main Survey

Comparison Group: Extra-Large Colleges in the 2020 Cohort*

Entering Students Only

[Weighted]

Early Connections (EARLYCON)

		Your College	Ex-Large Colleges		2020 Cohort	
Item	Variable	Mean	Mean	Effect Size**	Mean	Effect Size**
Item 18: Think about your experiences from the time of your decision to attend this college through the end of the first three weeks of your first semester/quarter.						
1 = Strongly disagree, 2 = Disagree, 3 = Neutral, 4 = Agree, 5 = Strongly agree						
18a. The very first time I came to this college I felt welcome [EARLYCON]	WELCOME	4.02	3.97		4.05	
18i. The college provided me with adequate information about financial assistance (scholarships, grants, loans, etc.) [EARLYCON]	FAINFO	3.23	3.38		3.49	
18j. A college staff member helped me determine whether I qualified for financial assistance [EARLYCON]	QUALFA	2.62	2.92		3.06	-0.38**
18p. At least one college staff member (other than an instructor) learned my name [EARLYCON]	CSTAFNAM	2.89	3.10		3.29	-0.31**
One or more items in this benchmark are not suited to means calculations. Please see the Frequency Distribution that follows for these items.						

* The comparison group and cohort columns on this page EXCLUDE your college.

** T-test: 2-tailed

If a row contains less than 50 respondents, interpret the comparison results cautiously.

Survey of Entering Student Engagement - Florida SouthWestern State College (2020 Administration)

2020 Benchmark Frequency Distributions - Main Survey

Comparison Group: Extra-Large Colleges in the 2020 Cohort*

Entering Students Only

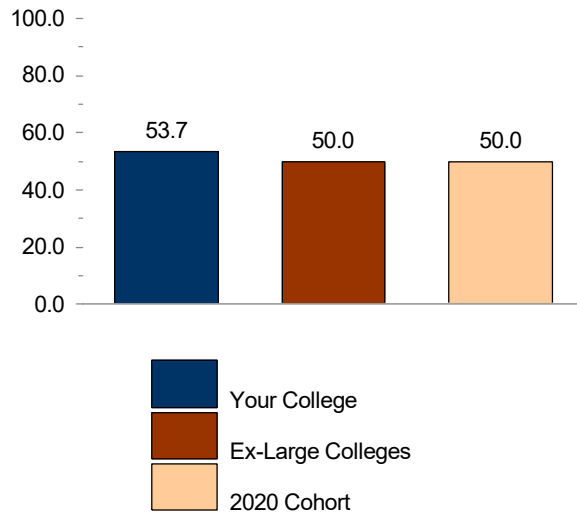
[Weighted]

Early Connections (EARLYCON)

			Your College		Ex-Large Colleges		2020 Cohort	
Item	Variable	Responses	Count	Percent	Count	Percent	Count	Percent
Item 18: Think about your experiences from the time of your decision to attend this college through the end of the first three weeks of your first semester/quarter.								
18a. The very first time I came to this college I felt welcome [EARLYCON]	WELCOME	Strongly disagree	1	0.8	139	0.7	426	0.6
		Disagree	3	2.1	373	1.9	1,154	1.7
		Neutral	29	20.3	5,028	25.5	15,402	22.1
		Agree	67	47.6	8,520	43.2	30,313	43.5
		Strongly agree	41	29.2	5,669	28.7	22,350	32.1
		Total	142	100.0	19,729	100.0	69,646	100.0
18i. The college provided me with adequate information about financial assistance (scholarships, grants, loans, etc.) [EARLYCON]	FAINFO	Strongly disagree	14	9.8	1,275	6.5	3,873	5.6
		Disagree	22	15.4	3,057	15.5	9,592	13.8
		Neutral	45	31.8	5,661	28.7	18,808	27.1
		Agree	39	27.5	6,238	31.7	22,905	33.0
		Strongly agree	22	15.4	3,463	17.6	14,317	20.6
		Total	142	100.0	19,694	100.0	69,495	100.0
18j. A college staff member helped me determine whether I qualified for financial assistance [EARLYCON]	QUALFA	Strongly disagree	22	15.5	2,376	12.1	7,064	10.2
		Disagree	57	39.9	5,758	29.3	18,007	26.0
		Neutral	29	20.3	5,065	25.8	18,121	26.1
		Agree	22	15.9	4,001	20.4	15,583	22.5
		Strongly agree	12	8.5	2,432	12.4	10,525	15.2
		Total	142	100.0	19,632	100.0	69,300	100.0
18p. At least one college staff member (other than an instructor) learned my name [EARLYCON]	CSTAFNAM	Strongly disagree	27	18.7	2,773	14.1	8,132	11.7
		Disagree	32	22.5	4,595	23.4	14,151	20.4
		Neutral	37	25.6	3,986	20.3	13,016	18.8
		Agree	25	17.3	4,524	23.0	17,376	25.0
		Strongly agree	22	15.8	3,774	19.2	16,720	24.1
		Total	142	100.0	19,652	100.0	69,395	100.0
Item 23								
23. Was a specific person assigned to you so you could see him/her each time you needed information or assistance? [EARLYCON]	ASNPERs	Yes	71	50.8	5,901	31.1	21,470	32.0
		No	69	49.2	13,055	68.9	45,604	68.0
		Total	140	100.0	18,956	100.0	67,074	100.0

* The comparison group and cohort columns on this page EXCLUDE your college.

Survey of Entering Student Engagement
Florida SouthWestern State College (2020 Administration)
2020 Benchmark Bar Chart - Main Survey
Comparison Group: Extra-Large Colleges in the 2020 Cohort*
Entering Students Only
[Weighted]
High Expectations and Aspirations (HIEXPACT)



* The comparison group and cohort bars on this page INCLUDE your college.

Survey of Entering Student Engagement - Florida SouthWestern State College (2020 Administration)

2020 Benchmark Means Report - Main Survey

Comparison Group: Extra-Large Colleges in the 2020 Cohort*

Entering Students Only

[Weighted]

High Expectations and Aspirations (HIEXPECT)

		Your College	Ex-Large Colleges		2020 Cohort	
Item	Variable	Mean	Mean	Effect Size**	Mean	Effect Size**
Item 18: Think about your experiences from the time of your decision to attend this college through the end of the first three weeks of your first semester/quarter.						
1 = Strongly disagree, 2 = Disagree, 3 = Neutral, 4 = Agree, 5 = Strongly agree						
18b. The instructors at this college want me to succeed [HIEXPECT]	WNTSCCD	4.22	4.23		4.29	
18t. I have the motivation to do what it takes to succeed in college [HIEXPECT]	ITTAKES	4.27	4.29		4.30	
18u. I am prepared academically to succeed in college [HIEXPECT]	ACPRPRD	4.24	4.20		4.20	
Item 19: During the first three weeks of your first semester/quarter at this college, about how often did you do the following?						
1 = Never, 2 = Once, 3 = Two or three times, 4 = Four or more times						
19c. Turn in an assignment late [HIEXPECT]	LATETURN	1.62	1.47		1.54	
19d. Not turn in an assignment [HIEXPECT]	NOTTURN	1.42	1.48		1.46	
19f. Come to class without completing readings or assignments [HIEXPECT]	NOTCOMPL	1.34	1.62	-0.36**	1.63	-0.36**
19s. Skip class [HIEXPECT]	SKIPCL	1.12	1.28	-0.28**	1.32	-0.31**

* The comparison group and cohort columns on this page EXCLUDE your college.

** T-test: 2-tailed

If a row contains less than 50 respondents, interpret the comparison results cautiously.

Survey of Entering Student Engagement - Florida SouthWestern State College (2020 Administration)

2020 Benchmark Frequency Distributions - Main Survey

Comparison Group: Extra-Large Colleges in the 2020 Cohort*

Entering Students Only

[Weighted]

High Expectations and Aspirations (HIEEXPECT)

Item	Variable	Responses	Your College		Ex-Large Colleges		2020 Cohort	
			Count	Percent	Count	Percent	Count	Percent
Item 18: Think about your experiences from the time of your decision to attend this college through the end of the first three weeks of your first semester/quarter.								
18b. The instructors at this college want me to succeed [HIEEXPECT]	WNTSCCD	Strongly disagree	1	0.4	47	0.2	169	0.2
		Disagree	1	0.4	157	0.8	455	0.7
		Neutral	21	14.5	2,704	13.8	8,257	11.9
		Agree	66	46.0	8,987	45.8	30,738	44.3
		Strongly agree	55	38.7	7,712	39.3	29,694	42.8
		Total	142	100.0	19,608	100.0	69,314	100.0
18t. I have the motivation to do what it takes to succeed in college [HIEEXPECT]	ITTAKES	Strongly disagree	3	2.2	168	0.9	609	0.9
		Disagree	5	3.5	367	1.9	1,272	1.8
		Neutral	16	11.1	2,409	12.3	8,552	12.3
		Agree	44	31.2	7,305	37.2	25,424	36.7
		Strongly agree	73	51.9	9,392	47.8	33,510	48.3
		Total	140	100.0	19,641	100.0	69,367	100.0
18u. I am prepared academically to succeed in college [HIEEXPECT]	ACPRPRD	Strongly disagree	1	0.8	155	0.8	560	0.8
		Disagree	2	1.4	374	1.9	1,316	1.9
		Neutral	24	16.6	3,147	16.0	11,007	15.8
		Agree	50	35.4	7,800	39.6	27,244	39.2
		Strongly agree	65	45.8	8,214	41.7	29,364	42.3
		Total	142	100.0	19,690	100.0	69,492	100.0
Item 19: During the first three weeks of your first semester/quarter at this college, about how often did you do the following?								
19c. Turn in an assignment late [HIEEXPECT]	LATETURN	Never	82	57.3	12,700	64.5	41,972	60.1
		Once	41	28.7	4,981	25.3	19,256	27.6
		Two or three times	13	9.0	1,697	8.6	7,316	10.5
		Four or more times	7	5.0	298	1.5	1,247	1.8
		Total	142	100.0	19,676	100.0	69,792	100.0
19d. Not turn in an assignment [HIEEXPECT]	NOTTURN	Never	101	71.0	12,773	65.9	45,990	67.0
		Once	27	18.9	4,401	22.7	15,041	21.9
		Two or three times	10	6.7	1,756	9.1	5,968	8.7
		Four or more times	5	3.3	457	2.4	1,613	2.4
		Total	142	100.0	19,386	100.0	68,612	100.0
19f. Come to class without completing readings or assignments [HIEEXPECT]	NOTCOMPL	Never	101	70.8	11,041	56.1	39,090	56.1
		Once	35	24.3	5,701	29.0	19,755	28.3
		Two or three times	7	5.0	2,322	11.8	8,643	12.4
		Four or more times	0	N/A	625	3.2	2,233	3.2
		Total	142	100.0	19,689	100.0	69,721	100.0

* The comparison group and cohort columns on this page EXCLUDE your college.

Survey of Entering Student Engagement - Florida SouthWestern State College (2020 Administration)

2020 Benchmark Frequency Distributions - Main Survey

Comparison Group: Extra-Large Colleges in the 2020 Cohort*

Entering Students Only

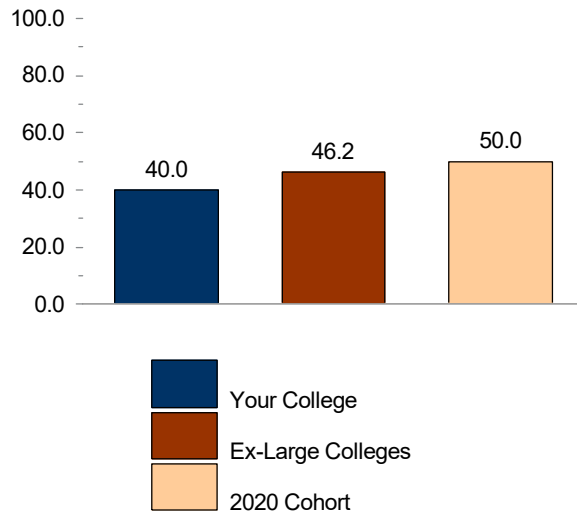
[Weighted]

High Expectations and Aspirations (HIEEXPECT)

			Your College		Ex-Large Colleges		2020 Cohort	
Item	Variable	Responses	Count	Percent	Count	Percent	Count	Percent
Item 19: During the first three weeks of your first semester/quarter at this college, about how often did you do the following?								
19s. Skip class [HIEEXPECT]	SKIPCL	Never	126	88.5	15,521	78.7	53,821	77.0
		Once	15	10.7	3,053	15.5	10,909	15.6
		Two or three times	1	0.8	962	4.9	4,204	6.0
		Four or more times	0	N/A	189	1.0	922	1.3
Total			143	100.0	19,725	100.0	69,855	100.0

* The comparison group and cohort columns on this page EXCLUDE your college.

Survey of Entering Student Engagement
Florida SouthWestern State College (2020 Administration)
2020 Benchmark Bar Chart - Main Survey
Comparison Group: Extra-Large Colleges in the 2020 Cohort*
Entering Students Only
[Weighted]
Clear Academic Plan and Pathway (ACADPLAN)



* The comparison group and cohort bars on this page INCLUDE your college.

Survey of Entering Student Engagement - Florida SouthWestern State College (2020 Administration)

2020 Benchmark Means Report - Main Survey

Comparison Group: Extra-Large Colleges in the 2020 Cohort*

Entering Students Only

[Weighted]

Clear Academic Plan and Pathway (ACADPLAN)

		Your College	Ex-Large Colleges		2020 Cohort	
Item	Variable	Mean	Mean	Effect Size**	Mean	Effect Size**
Item 18: Think about your experiences from the time of your decision to attend this college through the end of the first three weeks of your first semester/quarter.						
1 = Strongly disagree, 2 = Disagree, 3 = Neutral, 4 = Agree, 5 = Strongly agree						
18d. I was able to meet with an academic advisor at times convenient for me [ACADPLAN]	AACONTIM	3.46	3.66		3.82	-0.38**
18e. An advisor helped me to select a course of study, program, or major [ACADPLAN]	AASELMAJ	3.66	3.62		3.77	
18f. An advisor helped me to set academic goals and to create a plan for achieving them [ACADPLAN]	ACADGOAL	2.87	3.36	-0.43**	3.42	-0.49**
18g. An advisor helped me to identify the courses I needed to take during my first semester/quarter [ACADPLAN]	CRSADV	3.85	3.84		3.97	
18h. A college staff member talked with me about my commitments outside of school (work, children, dependents, etc.) to help me figure out how many courses to take [ACADPLAN]	OSCOMM	2.36	2.78	-0.37**	2.92	-0.47**

* The comparison group and cohort columns on this page EXCLUDE your college.

** T-test: 2-tailed

If a row contains less than 50 respondents, interpret the comparison results cautiously.

Survey of Entering Student Engagement - Florida SouthWestern State College (2020 Administration)

2020 Benchmark Frequency Distributions - Main Survey

Comparison Group: Extra-Large Colleges in the 2020 Cohort*

Entering Students Only

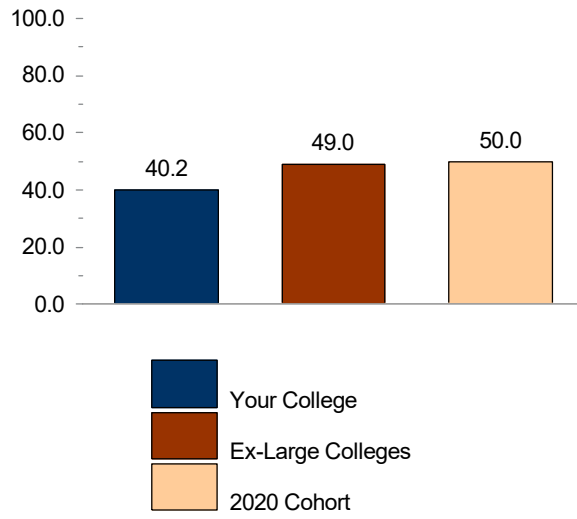
[Weighted]

Clear Academic Plan and Pathway (ACADPLAN)

Item	Variable	Responses	Your College		Ex-Large Colleges		2020 Cohort	
			Count	Percent	Count	Percent	Count	Percent
Item 18: Think about your experiences from the time of your decision to attend this college through the end of the first three weeks of your first semester/quarter.								
18d. I was able to meet with an academic advisor at times convenient for me [ACADPLAN]	AACONTIM	Strongly disagree	8	5.7	693	3.5	1,551	2.2
		Disagree	23	16.3	1,800	9.2	4,835	7.0
		Neutral	38	27.1	5,398	27.6	17,210	24.9
		Agree	40	28.3	7,130	36.5	26,406	38.3
		Strongly agree	32	22.7	4,513	23.1	18,997	27.5
		Total	140	100.0	19,535	100.0	68,999	100.0
18e. An advisor helped me to select a course of study, program, or major [ACADPLAN]	AASELMAJ	Strongly disagree	12	8.5	1,170	5.9	3,162	4.5
		Disagree	20	14.1	2,793	14.2	8,074	11.6
		Neutral	18	12.4	3,691	18.7	12,375	17.8
		Agree	46	32.7	6,696	34.0	24,189	34.8
		Strongly agree	46	32.3	5,346	27.1	21,705	31.2
		Total	142	100.0	19,695	100.0	69,505	100.0
18f. An advisor helped me to set academic goals and to create a plan for achieving them [ACADPLAN]	ACADGOAL	Strongly disagree	22	15.6	1,301	6.6	3,835	5.5
		Disagree	41	29.3	3,786	19.3	12,440	17.9
		Neutral	35	25.0	5,140	26.2	18,782	27.1
		Agree	18	12.4	5,371	27.4	19,278	27.8
		Strongly agree	25	17.7	4,037	20.6	14,974	21.6
		Total	141	100.0	19,635	100.0	69,308	100.0
18g. An advisor helped me to identify the courses I needed to take during my first semester/quarter [ACADPLAN]	CRSADV	Strongly disagree	10	6.8	913	4.6	2,310	3.3
		Disagree	13	8.9	1,861	9.5	5,148	7.4
		Neutral	19	13.3	2,855	14.5	9,474	13.6
		Agree	49	34.5	7,789	39.6	27,848	40.1
		Strongly agree	52	36.6	6,258	31.8	24,678	35.5
		Total	142	100.0	19,676	100.0	69,459	100.0
18h. A college staff member talked with me about my commitments outside of school (work, children, dependents, etc.) to help me figure out how many courses to take [ACADPLAN]	OSCOMM	Strongly disagree	36	25.3	2,704	13.7	8,102	11.7
		Disagree	49	34.5	6,587	33.5	21,334	30.7
		Neutral	36	25.3	4,834	24.6	17,408	25.1
		Agree	13	8.8	3,433	17.4	13,447	19.4
		Strongly agree	9	6.2	2,127	10.8	9,171	13.2
		Total	142	100.0	19,685	100.0	69,461	100.0

* The comparison group and cohort columns on this page EXCLUDE your college.

Survey of Entering Student Engagement
Florida SouthWestern State College (2020 Administration)
2020 Benchmark Bar Chart - Main Survey
Comparison Group: Extra-Large Colleges in the 2020 Cohort*
Entering Students Only
[Weighted]
Effective Track to College Readiness (COLLREAD)



* The comparison group and cohort bars on this page INCLUDE your college.

Survey of Entering Student Engagement - Florida SouthWestern State College (2020 Administration)

2020 Benchmark Means Report - Main Survey

Comparison Group: Extra-Large Colleges in the 2020 Cohort*

Entering Students Only

[Weighted]

Effective Track to College Readiness (COLLREAD)

		Your College	Ex-Large Colleges		2020 Cohort	
Item	Variable	Mean	Mean	Effect Size**	Mean	Effect Size**
Item 21: Think about your experiences from the time of your decision to attend this college through the end of the first three weeks of your first semester/quarter. Within a class, or through another experience at this college:						
1 = Strongly disagree, 2 = Disagree, 3 = Neutral, 4 = Agree, 5 = Strongly agree						
21a. I learned to improve my study skills (listening, note taking, highlighting readings, working with others, etc.) [COLLREAD]	LNDSTUDY	4.01	3.97		4.01	
21b. I learned to understand my academic strengths and weaknesses [COLLREAD]	LNDACAWK	3.95	3.90		3.95	
21c. I learned skills and strategies to improve my test-taking ability [COLLREAD]	LNSKILLS	3.54	3.58		3.64	
One or more items in this benchmark are not suited to means calculations. Please see the Frequency Distribution that follows for these items.						

* The comparison group and cohort columns on this page EXCLUDE your college.

** T-test: 2-tailed

If a row contains less than 50 respondents, interpret the comparison results cautiously.

Survey of Entering Student Engagement - Florida SouthWestern State College (2020 Administration)

2020 Benchmark Frequency Distributions - Main Survey

Comparison Group: Extra-Large Colleges in the 2020 Cohort*

Entering Students Only

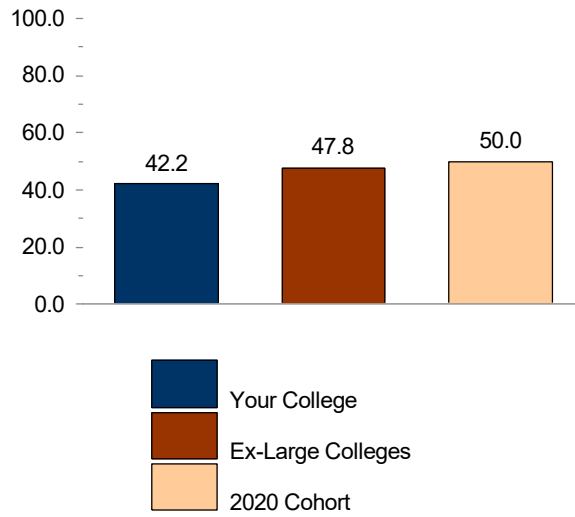
[Weighted]

Effective Track to College Readiness (COLLREAD)

Item	Variable	Responses	Your College		Ex-Large Colleges		2020 Cohort	
			Count	Percent	Count	Percent	Count	Percent
Item 12: Think about your experiences from the time of your decision to attend this college through the end of the first three weeks of your first semester/quarter.								
12a. Before I could register for classes, I was required to take a placement test (COMPASS, ASSET, ACCUPLACER, SAT, ACT, etc.) to assess my skills in reading, writing, and/or math [COLLREAD]	REQPTST	Yes	64	46.2	13,921	71.4	49,810	72.5
		No	74	53.8	5,584	28.6	18,858	27.5
		Total	138	100.0	19,506	100.0	68,668	100.0
12b. I took a placement test (COMPASS, ASSET, ACCUPLACER, SAT, ACT, etc.) [COLLREAD]	TKPTST	Yes	89	66.3	14,603	76.4	52,790	78.5
		No	45	33.7	4,512	23.6	14,459	21.5
		Total	134	100.0	19,115	100.0	67,249	100.0
Item 14								
14. This college required me to enroll in classes indicated by my placement test scores during my first semester/quarter [COLLREAD]	REQCLASS	Yes	67	47.6	10,826	56.6	38,599	57.6
		No	74	52.4	8,305	43.4	28,467	42.4
		Total	141	100.0	19,131	100.0	67,066	100.0
Item 21: Think about your experiences from the time of your decision to attend this college through the end of the first three weeks of your first semester/quarter. Within a class, or through another experience at this college:								
21a. I learned to improve my study skills (listening, note taking, highlighting readings, working with others, etc.) [COLLREAD]	LNDSTUDY	Strongly disagree	1	0.8	310	1.6	1,028	1.5
		Disagree	4	2.9	865	4.4	2,880	4.2
		Neutral	32	23.1	4,139	21.2	13,673	19.8
		Agree	57	40.7	7,985	40.9	28,240	40.8
		Strongly agree	46	32.5	6,216	31.9	23,396	33.8
		Total	140	100.0	19,515	100.0	69,217	100.0
21b. I learned to understand my academic strengths and weaknesses [COLLREAD]	LNDACAWK	Strongly disagree	1	0.8	250	1.3	846	1.2
		Disagree	6	4.3	937	4.8	2,873	4.2
		Neutral	33	23.3	4,685	24.0	15,502	22.4
		Agree	59	42.1	8,174	41.9	29,306	42.4
		Strongly agree	41	29.6	5,441	27.9	20,606	29.8
		Total	140	100.0	19,487	100.0	69,133	100.0
21c. I learned skills and strategies to improve my test-taking ability [COLLREAD]	LNDKLLS	Strongly disagree	3	2.3	541	2.8	1,914	2.8
		Disagree	20	14.4	2,168	11.1	7,071	10.2
		Neutral	48	34.3	6,562	33.6	21,990	31.8
		Agree	35	25.1	5,918	30.4	21,398	30.9
		Strongly agree	34	23.8	4,311	22.1	16,764	24.2
		Total	141	100.0	19,500	100.0	69,137	100.0

* The comparison group and cohort columns on this page EXCLUDE your college.

Survey of Entering Student Engagement
Florida SouthWestern State College (2020 Administration)
2020 Benchmark Bar Chart - Main Survey
Comparison Group: Extra-Large Colleges in the 2020 Cohort*
Entering Students Only
[Weighted]
Engaged Learning (ENGAGLRN)



* The comparison group and cohort bars on this page INCLUDE your college.

Survey of Entering Student Engagement - Florida SouthWestern State College (2020 Administration)

2020 Benchmark Means Report - Main Survey

Comparison Group: Extra-Large Colleges in the 2020 Cohort*

Entering Students Only

[Weighted]

Engaged Learning (ENGAGLRN)

		Your College	Ex-Large Colleges		2020 Cohort	
Item	Variable	Mean	Mean	Effect Size**	Mean	Effect Size**
Item 19: During the first three weeks of your first semester/quarter at this college, about how often did you do the following?						
1 = Never, 2 = Once, 3 = Two or three times, 4 = Four or more times						
19a. Ask questions in class or contribute to class discussions [ENGAGLRN]	ASKQUES	2.86	2.69		2.76	
19b. Prepare at least two drafts of a paper or assignment before turning it in [ENGAGLRN]	PREPDRFT	2.16	2.11		2.12	
19e. Participate in supplemental instruction (extra class sessions with an instructor, tutor, or experienced student) [ENGAGLRN]	SUPINSTR	1.31	1.54	-0.28**	1.54	-0.28**
19g. Work with other students on a project or assignment during class [ENGAGLRN]	PINCLASS	2.06	2.43	-0.39**	2.44	-0.39**
19h. Work with classmates outside of class on class projects or assignments [ENGAGLRN]	PREPOUTC	1.32	1.55		1.60	-0.32**
19i. Participate in a required study group outside of class [ENGAGLRN]	GRPSTUDY	1.07	1.28	-0.34**	1.30	-0.34**
19j. Participate in a student-initiated (not required) study group outside of class [ENGAGLRN]	NRGSTUDY	1.12	1.29		1.31	-0.28**
19k. Use an electronic tool (e-mail, text messaging, Facebook, MySpace, class Web site, etc.) to communicate with another student about coursework [ENGAGLRN]	USEINTMG	2.03	2.25		2.24	
19l. Use an electronic tool (e-mail, text messaging, Facebook, MySpace, class Web site, etc.) to communicate with an instructor about coursework [ENGAGLRN]	MAILFAC	2.56	2.15	0.43**	2.26	0.30**
19m. Discuss an assignment or grade with an instructor [ENGAGLRN]	FACASSN	1.94	1.94		2.04	
19n. Ask for help from an instructor regarding questions or problems related to a class [ENGAGLRN]	CLASSREL	2.21	2.26		2.33	
19o. Receive prompt written or oral feedback from instructors on your performance [ENGAGLRN]	FEEDBACK	2.50	2.26		2.36	
19q. Discuss ideas from your readings or classes with instructors outside of class [ENGAGLRN]	FACIDOC	1.40	1.53		1.57	
Item 20.2: Think about your experiences from the time of your decision to attend this college through the end of the first three weeks of your first semester/quarter. How often did you use the following services?						
1 = Never, 2 = Once, 3 = Two or three times, 4 = Four or more times						
20.2d. Face-to-face tutoring [ENGAGLRN]	FFTUSE	1.12	1.30		1.31	
20.2f. Writing, math, or other skill lab [ENGAGLRN]	SKLABUSE	1.32	1.57		1.56	
20.2h. Computer lab [ENGAGLRN]	COMLBUSE	1.26	1.83	-0.56**	1.87	-0.57**

* The comparison group and cohort columns on this page EXCLUDE your college.

** T-test: 2-tailed

If a row contains less than 50 respondents, interpret the comparison results cautiously.

Survey of Entering Student Engagement - Florida SouthWestern State College (2020 Administration)

2020 Benchmark Frequency Distributions - Main Survey

Comparison Group: Extra-Large Colleges in the 2020 Cohort*

Entering Students Only

[Weighted]

Engaged Learning (ENGAGLRN)

Item	Variable	Responses	Your College		Ex-Large Colleges		2020 Cohort	
			Count	Percent	Count	Percent	Count	Percent
Item 19: During the first three weeks of your first semester/quarter at this college, about how often did you do the following?								
19a. Ask questions in class or contribute to class discussions [ENGAGLRN]	ASKQUES	Never	6	4.4	2,202	11.1	7,090	10.1
		Once	39	27.3	5,558	28.1	17,695	25.2
		Two or three times	67	46.6	8,228	41.6	30,380	43.3
		Four or more times	31	21.7	3,803	19.2	14,997	21.4
		Total	143	100.0	19,791	100.0	70,162	100.0
19b. Prepare at least two drafts of a paper or assignment before turning it in [ENGAGLRN]	PREPDRFT	Never	49	34.1	5,726	29.1	20,667	29.7
		Once	40	28.1	7,357	37.5	24,885	35.8
		Two or three times	36	25.6	5,302	27.0	19,243	27.7
		Four or more times	17	12.1	1,259	6.4	4,759	6.8
		Total	142	100.0	19,644	100.0	69,554	100.0
19e. Participate in supplemental instruction (extra class sessions with an instructor, tutor, or experienced student) [ENGAGLRN]	SUPINSTR	Never	119	83.6	13,144	66.5	46,600	66.6
		Once	10	6.7	3,512	17.8	12,116	17.3
		Two or three times	7	4.6	2,210	11.2	7,926	11.3
		Four or more times	7	5.0	900	4.6	3,351	4.8
		Total	142	100.0	19,766	100.0	69,994	100.0
19g. Work with other students on a project or assignment during class [ENGAGLRN]	PINCLASS	Never	50	34.9	4,478	22.7	16,066	23.0
		Once	44	30.8	5,209	26.4	17,744	25.4
		Two or three times	39	27.5	7,065	35.8	25,197	36.0
		Four or more times	10	6.8	2,981	15.1	10,921	15.6
		Total	142	100.0	19,733	100.0	69,928	100.0
19h. Work with classmates outside of class on class projects or assignments [ENGAGLRN]	PREPOUTC	Never	110	77.9	12,860	65.5	44,238	63.6
		Once	20	14.4	3,655	18.6	12,855	18.5
		Two or three times	8	5.4	2,242	11.4	8,953	12.9
		Four or more times	3	2.3	869	4.4	3,562	5.1
		Total	141	100.0	19,626	100.0	69,609	100.0
19i. Participate in a required study group outside of class [ENGAGLRN]	GRPSTUDY	Never	133	93.8	16,127	81.6	56,940	81.4
		Once	8	5.4	2,083	10.5	6,847	9.8
		Two or three times	1	0.8	1,129	5.7	4,267	6.1
		Four or more times	0	N/A	428	2.2	1,898	2.7
		Total	142	100.0	19,766	100.0	69,951	100.0
19j. Participate in a student-initiated (not required) study group outside of class [ENGAGLRN]	NRGSTUDY	Never	132	92.1	15,971	81.4	56,173	80.7
		Once	8	5.4	2,107	10.7	7,322	10.5
		Two or three times	2	1.4	1,037	5.3	4,084	5.9
		Four or more times	2	1.1	497	2.5	2,004	2.9
		Total	143	100.0	19,611	100.0	69,583	100.0

* The comparison group and cohort columns on this page EXCLUDE your college.

Survey of Entering Student Engagement - Florida SouthWestern State College (2020 Administration)

2020 Benchmark Frequency Distributions - Main Survey

Comparison Group: Extra-Large Colleges in the 2020 Cohort*

Entering Students Only

[Weighted]

Engaged Learning (ENGAGLRN)

			Your College		Ex-Large Colleges		2020 Cohort	
Item	Variable	Responses	Count	Percent	Count	Percent	Count	Percent
Item 19: During the first three weeks of your first semester/quarter at this college, about how often did you do the following?								
19k. Use an electronic tool (e-mail, text messaging, Facebook, MySpace, class Web site, etc.) to communicate with another student about coursework [ENGAGLRN]	USEINTMG	Never	60	42.2	6,985	35.3	25,548	36.5
		Once	40	28.0	4,608	23.3	15,424	22.0
		Two or three times	21	14.4	4,418	22.3	15,784	22.5
		Four or more times	22	15.4	3,774	19.1	13,299	19.0
		Total	143	100.0	19,786	100.0	70,054	100.0
19l. Use an electronic tool (e-mail, text messaging, Facebook, MySpace, class Web site, etc.) to communicate with an instructor about coursework [ENGAGLRN]	MAILFAC	Never	29	20.6	6,874	35.0	21,477	30.9
		Once	32	22.3	5,481	27.9	18,861	27.1
		Two or three times	53	37.2	4,808	24.5	18,935	27.2
		Four or more times	28	19.9	2,463	12.5	10,314	14.8
		Total	143	100.0	19,626	100.0	69,587	100.0
19m. Discuss an assignment or grade with an instructor [ENGAGLRN]	FACASSN	Never	55	38.1	7,813	39.6	24,505	35.1
		Once	54	37.7	6,560	33.2	23,359	33.4
		Two or three times	23	16.2	4,121	20.9	16,986	24.3
		Four or more times	12	8.0	1,238	6.3	5,061	7.2
		Total	143	100.0	19,732	100.0	69,910	100.0
19n. Ask for help from an instructor regarding questions or problems related to a class [ENGAGLRN]	CLASSREL	Never	45	31.2	5,243	26.6	16,677	23.9
		Once	35	24.7	6,304	32.0	21,783	31.2
		Two or three times	51	35.8	5,959	30.3	22,665	32.5
		Four or more times	12	8.4	2,192	11.1	8,680	12.4
		Total	143	100.0	19,699	100.0	69,805	100.0
19o. Receive prompt written or oral feedback from instructors on your performance [ENGAGLRN]	FEEDBACK	Never	28	19.6	5,559	28.2	17,432	25.0
		Once	43	30.2	5,879	29.8	19,867	28.5
		Two or three times	44	30.7	5,841	29.7	22,264	31.9
		Four or more times	28	19.6	2,419	12.3	10,213	14.6
		Total	143	100.0	19,699	100.0	69,777	100.0
19q. Discuss ideas from your readings or classes with instructors outside of class [ENGAGLRN]	FACIDOC	Never	105	74.5	13,197	67.0	45,141	64.7
		Once	19	13.4	3,532	17.9	13,135	18.8
		Two or three times	13	9.1	2,040	10.4	7,944	11.4
		Four or more times	4	2.9	933	4.7	3,593	5.1
		Total	141	100.0	19,702	100.0	69,814	100.0
Item 20.2: Think about your experiences from the time of your decision to attend this college through the end of the first three weeks of your first semester/quarter. How often did you use the following services?								
20.2d. Face-to-face tutoring [ENGAGLRN]	FFTUSE	Never	126	93.3	15,142	81.4	53,451	81.3
		Once	4	3.1	1,901	10.2	6,553	10.0
		Two or three times	2	1.8	1,001	5.4	3,532	5.4
		Four or more times	2	1.8	550	3.0	2,225	3.4
		Total	135	100.0	18,595	100.0	65,761	100.0

* The comparison group and cohort columns on this page EXCLUDE your college.

Survey of Entering Student Engagement - Florida SouthWestern State College (2020 Administration)

2020 Benchmark Frequency Distributions - Main Survey

Comparison Group: Extra-Large Colleges in the 2020 Cohort*

Entering Students Only

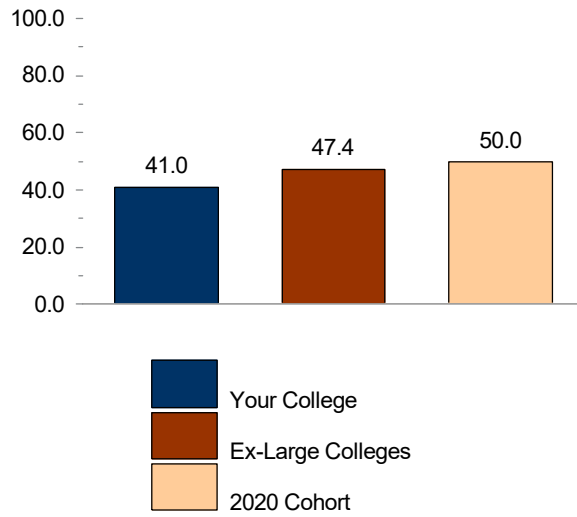
[Weighted]

Engaged Learning (ENGAGLRN)

			Your College		Ex-Large Colleges		2020 Cohort	
Item	Variable	Responses	Count	Percent	Count	Percent	Count	Percent
Item 20.2: Think about your experiences from the time of your decision to attend this college through the end of the first three weeks of your first semester/quarter. How often did you use the following services?								
20.2f. Writing, math, or other skill lab [ENGAGLRN]	SKLABUSE	Never	110	82.3	12,584	68.4	45,534	70.2
		Once	11	8.4	2,548	13.9	7,910	12.2
		Two or three times	6	4.3	1,754	9.5	5,905	9.1
		Four or more times	7	4.9	1,499	8.2	5,487	8.5
		Total	133	100.0	18,385	100.0	64,836	100.0
20.2h. Computer lab [ENGAGLRN]	COMLBUSE	Never	116	86.2	10,365	56.1	35,945	54.9
		Once	7	5.5	3,122	16.9	10,941	16.7
		Two or three times	6	4.5	2,720	14.7	9,803	15.0
		Four or more times	5	3.9	2,266	12.3	8,791	13.4
		Total	135	100.0	18,473	100.0	65,481	100.0

* The comparison group and cohort columns on this page EXCLUDE your college.

Survey of Entering Student Engagement
Florida SouthWestern State College (2020 Administration)
2020 Benchmark Bar Chart - Main Survey
Comparison Group: Extra-Large Colleges in the 2020 Cohort*
Entering Students Only
[Weighted]
Academic and Social Support (ACSOCSUP)



* The comparison group and cohort bars on this page INCLUDE your college.

Survey of Entering Student Engagement - Florida SouthWestern State College (2020 Administration)

2020 Benchmark Means Report - Main Survey

Comparison Group: Extra-Large Colleges in the 2020 Cohort*

Entering Students Only

[Weighted]

Academic and Social Support (ACSOCSUP)

		Your College	Ex-Large Colleges		2020 Cohort	
Item	Variable	Mean	Mean	Effect Size**	Mean	Effect Size**
Item 18: Think about your experiences from the time of your decision to attend this college through the end of the first three weeks of your first semester/quarter.						
1 = Strongly disagree, 2 = Disagree, 3 = Neutral, 4 = Agree, 5 = Strongly agree						
18l. All instructors clearly explained academic and student support services available at this college [ACSOCSUP]	RESOURCE	3.83	3.88		3.93	
18m. All instructors clearly explained course grading policies [ACSOCSUP]	GRADEPOL	4.25	4.26		4.26	
18n. All instructors clearly explained course syllabi (syllabuses) [ACSOCSUP]	SYLLABI	4.35	4.35		4.36	
18o. I knew how to get in touch with my instructors outside of class [ACSOCSUP]	FACMEET	4.22	4.26		4.29	
18q. At least one other student whom I didn't previously know learned my name [ACSOCSUP]	OSTUDNAM	3.40	3.98	-0.56**	4.03	-0.62**
18r. At least one instructor learned my name [ACSOCSUP]	FACNAM	3.98	4.04		4.19	
18s. I learned the name of at least one other student in most of my classes [ACSOCSUP]	STUNAM	3.75	4.10	-0.38**	4.18	-0.47**

* The comparison group and cohort columns on this page EXCLUDE your college.

** T-test: 2-tailed

If a row contains less than 50 respondents, interpret the comparison results cautiously.

Survey of Entering Student Engagement - Florida SouthWestern State College (2020 Administration)

2020 Benchmark Frequency Distributions - Main Survey

Comparison Group: Extra-Large Colleges in the 2020 Cohort*

Entering Students Only

[Weighted]

Academic and Social Support (ACSOCSUP)

Item	Variable	Responses	Your College		Ex-Large Colleges		2020 Cohort	
			Count	Percent	Count	Percent	Count	Percent
Item 18: Think about your experiences from the time of your decision to attend this college through the end of the first three weeks of your first semester/quarter.								
18l. All instructors clearly explained academic and student support services available at this college [ACSOCSUP]	RESOURCE	Strongly disagree	4	2.7	364	1.9	1,110	1.6
		Disagree	9	6.5	1,400	7.1	4,687	6.8
		Neutral	32	22.9	3,987	20.3	13,272	19.2
		Agree	58	41.3	8,287	42.3	29,124	42.0
		Strongly agree	37	26.6	5,561	28.4	21,102	30.5
		Total	140	100.0	19,599	100.0	69,295	100.0
18m. All instructors clearly explained course grading policies [ACSOCSUP]	GRADEPOL	Strongly disagree	1	0.4	107	0.5	403	0.6
		Disagree	2	1.2	436	2.2	1,612	2.3
		Neutral	16	11.2	1,924	9.8	6,883	9.9
		Agree	68	47.9	8,990	45.7	30,938	44.6
		Strongly agree	56	39.4	8,197	41.7	29,555	42.6
		Total	142	100.0	19,653	100.0	69,392	100.0
18n. All instructors clearly explained course syllabi (syllabuses) [ACSOCSUP]	SYLLABI	Strongly disagree	1	0.4	82	0.4	305	0.4
		Disagree	4	2.7	347	1.8	1,224	1.8
		Neutral	8	5.5	1,488	7.6	5,388	7.8
		Agree	61	43.9	8,305	42.4	28,860	41.7
		Strongly agree	66	47.4	9,386	47.9	33,424	48.3
		Total	139	100.0	19,608	100.0	69,200	100.0
18o. I knew how to get in touch with my instructors outside of class [ACSOCSUP]	FACMEET	Strongly disagree	1	0.8	156	0.8	474	0.7
		Disagree	10	7.0	425	2.2	1,541	2.2
		Neutral	9	6.4	1,994	10.1	6,477	9.3
		Agree	59	41.6	8,623	43.8	29,799	42.9
		Strongly agree	63	44.3	8,482	43.1	31,174	44.9
		Total	142	100.0	19,679	100.0	69,466	100.0
18q. At least one other student whom I didn't previously know learned my name [ACSOCSUP]	OSTUDNAM	Strongly disagree	17	12.2	772	3.9	2,474	3.6
		Disagree	26	18.2	1,427	7.3	4,694	6.8
		Neutral	19	13.7	2,613	13.3	8,748	12.6
		Agree	41	29.0	7,552	38.4	25,988	37.4
		Strongly agree	38	26.9	7,314	37.2	27,587	39.7
		Total	142	100.0	19,677	100.0	69,491	100.0
18r. At least one instructor learned my name [ACSOCSUP]	FACNAM	Strongly disagree	5	3.9	568	2.9	1,409	2.0
		Disagree	8	5.9	1,259	6.4	3,031	4.4
		Neutral	21	15.4	2,567	13.1	7,339	10.6
		Agree	53	38.0	7,527	38.5	26,536	38.4
		Strongly agree	51	36.8	7,620	39.0	30,714	44.5
		Total	139	100.0	19,541	100.0	69,029	100.0

* The comparison group and cohort columns on this page EXCLUDE your college.

Survey of Entering Student Engagement - Florida SouthWestern State College (2020 Administration)

2020 Benchmark Frequency Distributions - Main Survey

Comparison Group: Extra-Large Colleges in the 2020 Cohort*

Entering Students Only

[Weighted]

Academic and Social Support (ACSOCSUP)

			Your College		Ex-Large Colleges		2020 Cohort	
Item	Variable	Responses	Count	Percent	Count	Percent	Count	Percent
Item 18: Think about your experiences from the time of your decision to attend this college through the end of the first three weeks of your first semester/quarter.								
18s. I learned the name of at least one other student in most of my classes [ACSOCSUP]	STUNAM	Strongly disagree	10	7.1	558	2.8	1,574	2.3
		Disagree	19	13.5	1,148	5.8	3,501	5.0
		Neutral	14	9.6	2,062	10.5	6,880	9.9
		Agree	53	37.0	7,832	39.8	26,660	38.4
		Strongly agree	47	32.7	8,081	41.1	30,875	44.4
		Total	142	100.0	19,682	100.0	69,491	100.0

* The comparison group and cohort columns on this page EXCLUDE your college.