

Survey of Entering Student Engagement - Florida SouthWestern State College (2022 Administration)

2022 Benchmark Scores Report - Main Survey

Comparison Group: Extra-Large Colleges in the 2022 Cohort*

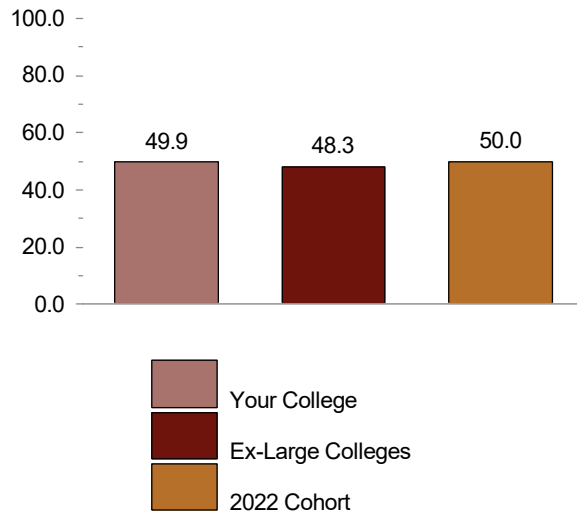
Entering Students Only

[Weighted]

Benchmark	Your College	Ex-Large Colleges		2022 Cohort	
	Score	Score	Difference	Score	Difference
Early Connections	49.9	48.3	1.6	50.0	-0.1
High Expectations and Aspirations	50.6	50.4	0.2	50.0	0.6
Clear Academic Plan and Pathway	49.2	46.1	3.1	50.0	-0.8
Effective Track to College Readiness	44.7	47.2	-2.5	50.0	-5.3
Engaged Learning	44.5	49.1	-4.6	50.0	-5.5
Academic and Social Support Network	49.9	48.2	1.8	50.0	-0.1

* The comparison group and cohort columns on this page INCLUDE your college.

Survey of Entering Student Engagement
Florida SouthWestern State College (2022 Administration)
2022 Benchmark Bar Chart - Main Survey
Comparison Group: Extra-Large Colleges in the 2022 Cohort*
Entering Students Only
[Weighted]
Early Connections (EARLYCON)



* The comparison group and cohort bars on this page INCLUDE your college.

Survey of Entering Student Engagement - Florida SouthWestern State College (2022 Administration)

2022 Benchmark Means Report - Main Survey

Comparison Group: Extra-Large Colleges in the 2022 Cohort*

Entering Students Only

[Weighted]

Early Connections (EARLYCON)

		Your College	Ex-Large Colleges		2022 Cohort	
Item	Variable	Mean	Mean	Effect Size**	Mean	Effect Size**
Item 18: Think about your experiences from the time of your decision to attend this college through the end of the first three weeks of your first semester/quarter.						
1 = Strongly disagree, 2 = Disagree, 3 = Neutral, 4 = Agree, 5 = Strongly agree						
18a. The very first time I came to this college I felt welcome [EARLYCON]	WELCOME	4.17	4.08		4.13	
18i. The college provided me with adequate information about financial assistance (scholarships, grants, loans, etc.) [EARLYCON]	FAINFO	3.54	3.53		3.65	
18j. A college staff member helped me determine whether I qualified for financial assistance [EARLYCON]	QUALFA	2.94	3.05		3.21	-0.22**
18p. At least one college staff member (other than an instructor) learned my name [EARLYCON]	CSTAFNAM	3.11	3.26		3.41	-0.24**
One or more items in this benchmark are not suited to means calculations. Please see the Frequency Distribution that follows for these items.						

* The comparison group and cohort columns on this page EXCLUDE your college.

** T-test: 2-tailed

If a row contains less than 50 respondents, interpret the comparison results cautiously.

Survey of Entering Student Engagement - Florida SouthWestern State College (2022 Administration)

2022 Benchmark Frequency Distributions - Main Survey

Comparison Group: Extra-Large Colleges in the 2022 Cohort*

Entering Students Only

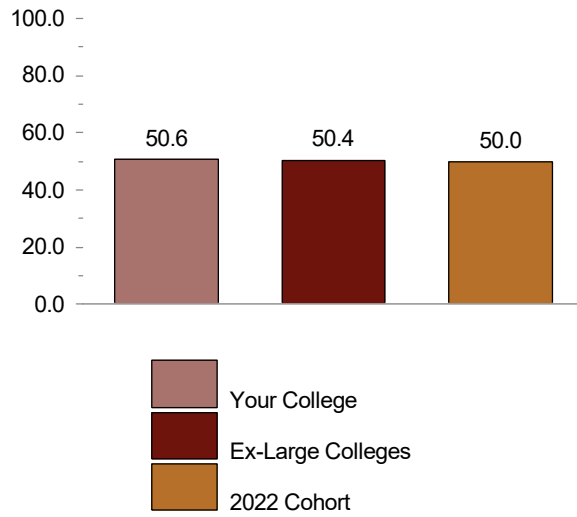
[Weighted]

Early Connections (EARLYCON)

Item	Variable	Responses	Your College		Ex-Large Colleges		2022 Cohort	
			Count	Percent	Count	Percent	Count	Percent
Item 18: Think about your experiences from the time of your decision to attend this college through the end of the first three weeks of your first semester/quarter.								
18a. The very first time I came to this college I felt welcome [EARLYCON]	WELCOME	Strongly disagree	1	0.1	39	0.6	144	0.5
		Disagree	6	0.8	94	1.3	364	1.2
		Neutral	132	17.7	1,604	22.6	6,050	19.7
		Agree	338	45.2	2,864	40.4	12,870	42.0
		Strongly agree	271	36.2	2,487	35.1	11,234	36.6
		Total	747	100.0	7,087	100.0	30,662	100.0
18i. The college provided me with adequate information about financial assistance (scholarships, grants, loans, etc.) [EARLYCON]	FAINFO	Strongly disagree	41	5.5	334	4.7	1,250	4.1
		Disagree	103	13.8	947	13.4	3,379	11.1
		Neutral	184	24.7	1,979	28.1	7,798	25.5
		Agree	248	33.2	2,229	31.6	10,466	34.3
		Strongly agree	169	22.7	1,559	22.1	7,661	25.1
		Total	745	100.0	7,048	100.0	30,554	100.0
18j. A college staff member helped me determine whether I qualified for financial assistance [EARLYCON]	QUALFA	Strongly disagree	91	12.3	747	10.6	2,527	8.3
		Disagree	225	30.4	1,841	26.2	7,067	23.2
		Neutral	170	22.9	1,940	27.6	8,047	26.4
		Agree	147	19.9	1,354	19.2	7,093	23.3
		Strongly agree	109	14.6	1,157	16.4	5,725	18.8
		Total	742	100.0	7,039	100.0	30,459	100.0
18p. At least one college staff member (other than an instructor) learned my name [EARLYCON]	CSTAFNAM	Strongly disagree	110	15.0	766	10.9	2,946	9.7
		Disagree	177	24.1	1,393	19.8	5,458	17.9
		Neutral	136	18.6	1,648	23.4	6,185	20.3
		Agree	145	19.8	1,688	24.0	7,842	25.7
		Strongly agree	165	22.5	1,543	21.9	8,063	26.4
		Total	735	100.0	7,037	100.0	30,493	100.0
Item 23								
23. Was a specific person assigned to you so you could see him/her each time you needed information or assistance? [EARLYCON]	ASNPERS	Yes	430	58.0	2,748	40.7	11,903	40.4
		No	312	42.0	4,008	59.3	17,534	59.6
		Total	742	100.0	6,756	100.0	29,438	100.0

* The comparison group and cohort columns on this page EXCLUDE your college.
Please see Table 1 for unweighted sample and population values of demographic items.

Survey of Entering Student Engagement
Florida SouthWestern State College (2022 Administration)
2022 Benchmark Bar Chart - Main Survey
Comparison Group: Extra-Large Colleges in the 2022 Cohort*
Entering Students Only
[Weighted]
High Expectations and Aspirations (HIEXPECT)



* The comparison group and cohort bars on this page INCLUDE your college.

Survey of Entering Student Engagement - Florida SouthWestern State College (2022 Administration)

2022 Benchmark Means Report - Main Survey

Comparison Group: Extra-Large Colleges in the 2022 Cohort*

Entering Students Only

[Weighted]

High Expectations and Aspirations (HIEEXPECT)

		Your College	Ex-Large Colleges		2022 Cohort	
Item	Variable	Mean	Mean	Effect Size**	Mean	Effect Size**
Item 18: Think about your experiences from the time of your decision to attend this college through the end of the first three weeks of your first semester/quarter.						
1 = Strongly disagree, 2 = Disagree, 3 = Neutral, 4 = Agree, 5 = Strongly agree						
18b. The instructors at this college want me to succeed [HIEEXPECT]	WNTSCCD	4.26	4.33		4.35	
18t. I have the motivation to do what it takes to succeed in college [HIEEXPECT]	ITTAKES	4.30	4.24		4.25	
18u. I am prepared academically to succeed in college [HIEEXPECT]	ACPRPRD	4.28	4.20		4.21	
Item 19: During the first three weeks of your first semester/quarter at this college, about how often did you do the following?						
1 = Never, 2 = Once, 3 = Two or three times, 4 = Four or more times						
19c. Turn in an assignment late [HIEEXPECT]	LATETURN	1.69	1.74		1.74	
19d. Not turn in an assignment [HIEEXPECT]	NOTTURN	1.49	1.54		1.51	
19f. Come to class without completing readings or assignments [HIEEXPECT]	NOTCOMPL	1.64	1.59		1.59	
19s. Skip class [HIEEXPECT]	SKIPCL	1.25	1.26		1.28	

* The comparison group and cohort columns on this page EXCLUDE your college.

** T-test: 2-tailed

If a row contains less than 50 respondents, interpret the comparison results cautiously.

Survey of Entering Student Engagement - Florida SouthWestern State College (2022 Administration)

2022 Benchmark Frequency Distributions - Main Survey

Comparison Group: Extra-Large Colleges in the 2022 Cohort*

Entering Students Only

[Weighted]

High Expectations and Aspirations (HIEEXPECT)

Item	Variable	Responses	Your College		Ex-Large Colleges		2022 Cohort	
			Count	Percent	Count	Percent	Count	Percent
Item 18: Think about your experiences from the time of your decision to attend this college through the end of the first three weeks of your first semester/quarter.								
18b. The instructors at this college want me to succeed [HIEEXPECT]	WNTSCCD	Strongly disagree	2	0.2	24	0.3	75	0.2
		Disagree	7	0.9	47	0.7	195	0.6
		Neutral	83	11.2	800	11.4	3,124	10.2
		Agree	356	48.0	2,906	41.3	12,756	41.8
		Strongly agree	294	39.6	3,267	46.4	14,373	47.1
		Total	742	100.0	7,045	100.0	30,522	100.0
18t. I have the motivation to do what it takes to succeed in college [HIEEXPECT]	ITTAKES	Strongly disagree	4	0.5	75	1.1	294	1.0
		Disagree	20	2.7	196	2.8	755	2.5
		Neutral	93	12.6	992	14.1	4,095	13.4
		Agree	257	34.7	2,511	35.6	11,322	37.1
		Strongly agree	366	49.5	3,276	46.5	14,044	46.0
		Total	740	100.0	7,049	100.0	30,509	100.0
18u. I am prepared academically to succeed in college [HIEEXPECT]	ACPRPRD	Strongly disagree	2	0.3	60	0.9	227	0.7
		Disagree	13	1.7	151	2.1	643	2.1
		Neutral	108	14.6	1,143	16.2	4,609	15.1
		Agree	274	37.0	2,681	38.0	11,972	39.2
		Strongly agree	345	46.5	3,017	42.8	13,107	42.9
		Total	742	100.0	7,054	100.0	30,558	100.0
Item 19: During the first three weeks of your first semester/quarter at this college, about how often did you do the following?								
19c. Turn in an assignment late [HIEEXPECT]	LATETURN	Never	389	51.4	3,556	49.9	15,456	50.2
		Once	234	30.9	2,098	29.5	9,158	29.7
		Two or three times	111	14.7	1,203	16.9	4,972	16.1
		Four or more times	23	3.0	263	3.7	1,233	4.0
		Total	757	100.0	7,119	100.0	30,819	100.0
19d. Not turn in an assignment [HIEEXPECT]	NOTTURN	Never	490	66.3	4,523	64.2	19,893	65.2
		Once	162	21.9	1,509	21.4	6,553	21.5
		Two or three times	63	8.5	778	11.0	3,089	10.1
		Four or more times	24	3.2	235	3.3	965	3.2
		Total	739	100.0	7,045	100.0	30,499	100.0
19f. Come to class without completing readings or assignments [HIEEXPECT]	NOTCOMPL	Never	423	55.8	4,224	59.5	18,539	60.3
		Once	212	28.0	1,790	25.2	7,530	24.5
		Two or three times	98	12.9	848	11.9	3,531	11.5
		Four or more times	26	3.4	239	3.4	1,139	3.7
		Total	758	100.0	7,101	100.0	30,739	100.0

* The comparison group and cohort columns on this page EXCLUDE your college.

Please see Table 1 for unweighted sample and population values of demographic items.

Survey of Entering Student Engagement - Florida SouthWestern State College (2022 Administration)

2022 Benchmark Frequency Distributions - Main Survey

Comparison Group: Extra-Large Colleges in the 2022 Cohort*

Entering Students Only

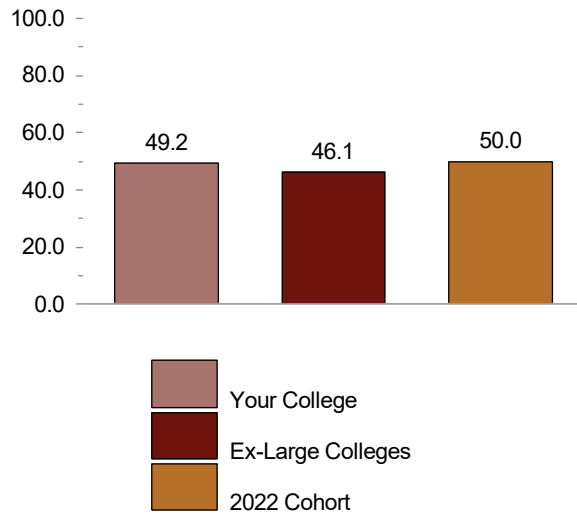
[Weighted]

High Expectations and Aspirations (HIEXPECT)

			Your College		Ex-Large Colleges		2022 Cohort	
Item	Variable	Responses	Count	Percent	Count	Percent	Count	Percent
Item 19: During the first three weeks of your first semester/quarter at this college, about how often did you do the following?								
19s. Skip class [HIEXPECT]	SKIPCL	Never	619	81.3	5,809	82.0	24,675	80.4
		Once	101	13.3	826	11.7	3,864	12.6
		Two or three times	34	4.4	347	4.9	1,734	5.7
		Four or more times	8	1.0	99	1.4	417	1.4
		Total	761	100.0	7,081	100.0	30,690	100.0

* The comparison group and cohort columns on this page EXCLUDE your college.
Please see Table 1 for unweighted sample and population values of demographic items.

Survey of Entering Student Engagement
Florida SouthWestern State College (2022 Administration)
2022 Benchmark Bar Chart - Main Survey
Comparison Group: Extra-Large Colleges in the 2022 Cohort*
Entering Students Only
[Weighted]
Clear Academic Plan and Pathway (ACADPLAN)



* The comparison group and cohort bars on this page INCLUDE your college.

Survey of Entering Student Engagement - Florida SouthWestern State College (2022 Administration)

2022 Benchmark Means Report - Main Survey

Comparison Group: Extra-Large Colleges in the 2022 Cohort*

Entering Students Only

[Weighted]

Clear Academic Plan and Pathway (ACADPLAN)

		Your College	Ex-Large Colleges		2022 Cohort	
Item	Variable	Mean	Mean	Effect Size**	Mean	Effect Size**
Item 18: Think about your experiences from the time of your decision to attend this college through the end of the first three weeks of your first semester/quarter.						
1 = Strongly disagree, 2 = Disagree, 3 = Neutral, 4 = Agree, 5 = Strongly agree						
18d. I was able to meet with an academic advisor at times convenient for me [ACADPLAN]	AACONTIM	3.84	3.74		3.95	
18e. An advisor helped me to select a course of study, program, or major [ACADPLAN]	AASELMAJ	3.99	3.74	0.22**	3.91	
18f. An advisor helped me to set academic goals and to create a plan for achieving them [ACADPLAN]	ACADGOAL	3.45	3.38		3.54	
18g. An advisor helped me to identify the courses I needed to take during my first semester/quarter [ACADPLAN]	CRSADV	4.21	3.89	0.29**	4.07	
18h. A college staff member talked with me about my commitments outside of school (work, children, dependents, etc.) to help me figure out how many courses to take [ACADPLAN]	OSCOMM	2.87	2.87		3.03	

* The comparison group and cohort columns on this page EXCLUDE your college.

** T-test: 2-tailed

If a row contains less than 50 respondents, interpret the comparison results cautiously.

Survey of Entering Student Engagement - Florida SouthWestern State College (2022 Administration)

2022 Benchmark Frequency Distributions - Main Survey

Comparison Group: Extra-Large Colleges in the 2022 Cohort*

Entering Students Only

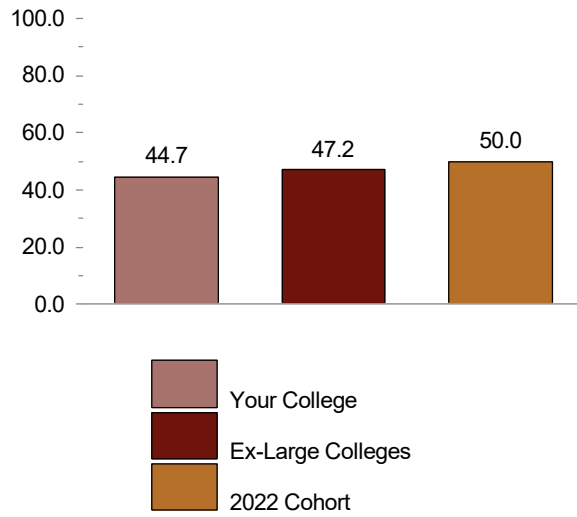
[Weighted]

Clear Academic Plan and Pathway (ACADPLAN)

Item	Variable	Responses	Your College		Ex-Large Colleges		2022 Cohort	
			Count	Percent	Count	Percent	Count	Percent
Item 18: Think about your experiences from the time of your decision to attend this college through the end of the first three weeks of your first semester/quarter.								
18d. I was able to meet with an academic advisor at times convenient for me [ACADPLAN]	AACONTIM	Strongly disagree	18	2.4	246	3.5	616	2.0
		Disagree	46	6.3	591	8.4	1,653	5.4
		Neutral	184	24.9	1,792	25.5	6,563	21.5
		Agree	274	37.1	2,511	35.7	11,470	37.6
		Strongly agree	216	29.2	1,899	27.0	10,172	33.4
		Total	738	100.0	7,039	100.0	30,474	100.0
18e. An advisor helped me to select a course of study, program, or major [ACADPLAN]	AASELMAJ	Strongly disagree	21	2.8	406	5.7	1,134	3.7
		Disagree	61	8.2	768	10.9	2,790	9.1
		Neutral	102	13.7	1,346	19.1	5,215	17.1
		Agree	281	37.7	2,289	32.4	10,113	33.1
		Strongly agree	280	37.6	2,256	31.9	11,323	37.0
		Total	744	100.0	7,065	100.0	30,575	100.0
18f. An advisor helped me to set academic goals and to create a plan for achieving them [ACADPLAN]	ACADGOAL	Strongly disagree	43	5.9	506	7.2	1,451	4.8
		Disagree	124	16.9	1,202	17.1	4,473	14.7
		Neutral	194	26.4	2,032	28.9	8,471	27.8
		Agree	210	28.5	1,711	24.3	8,294	27.2
		Strongly agree	165	22.4	1,586	22.5	7,781	25.5
		Total	736	100.0	7,038	100.0	30,471	100.0
18g. An advisor helped me to identify the courses I needed to take during my first semester/quarter [ACADPLAN]	CRSADV	Strongly disagree	15	2.0	347	4.9	894	2.9
		Disagree	27	3.7	580	8.2	1,793	5.9
		Neutral	74	9.9	1,099	15.6	4,002	13.1
		Agree	301	40.5	2,532	35.9	11,307	37.0
		Strongly agree	326	43.9	2,502	35.4	12,555	41.1
		Total	743	100.0	7,060	100.0	30,551	100.0
18h. A college staff member talked with me about my commitments outside of school (work, children, dependents, etc.) to help me figure out how many courses to take [ACADPLAN]	OSCOMM	Strongly disagree	101	13.5	914	13.0	3,300	10.8
		Disagree	230	30.9	2,127	30.2	8,267	27.1
		Neutral	176	23.7	1,880	26.7	8,123	26.6
		Agree	141	18.9	1,169	16.6	5,961	19.5
		Strongly agree	97	13.0	951	13.5	4,863	15.9
		Total	744	100.0	7,040	100.0	30,514	100.0

* The comparison group and cohort columns on this page EXCLUDE your college.
Please see Table 1 for unweighted sample and population values of demographic items.

Survey of Entering Student Engagement
Florida SouthWestern State College (2022 Administration)
2022 Benchmark Bar Chart - Main Survey
Comparison Group: Extra-Large Colleges in the 2022 Cohort*
Entering Students Only
[Weighted]
Effective Track to College Readiness (COLLREAD)



* The comparison group and cohort bars on this page INCLUDE your college.

Survey of Entering Student Engagement - Florida SouthWestern State College (2022 Administration)

2022 Benchmark Means Report - Main Survey

Comparison Group: Extra-Large Colleges in the 2022 Cohort*

Entering Students Only

[Weighted]

Effective Track to College Readiness (COLLREAD)

		Your College	Ex-Large Colleges		2022 Cohort	
Item	Variable	Mean	Mean	Effect Size**	Mean	Effect Size**
Item 21: Think about your experiences from the time of your decision to attend this college through the end of the first three weeks of your first semester/quarter. Within a class, or through another experience at this college:						
1 = Strongly disagree, 2 = Disagree, 3 = Neutral, 4 = Agree, 5 = Strongly agree						
21a. I learned to improve my study skills (listening, note taking, highlighting readings, working with others, etc.) [COLLREAD]	LNDSTUDY	3.95	4.00		4.02	
21b. I learned to understand my academic strengths and weaknesses [COLLREAD]	LNDACAWK	3.96	3.97		4.01	
21c. I learned skills and strategies to improve my test-taking ability [COLLREAD]	LNSKILLS	3.42	3.70	-0.27**	3.70	-0.27**
One or more items in this benchmark are not suited to means calculations. Please see the Frequency Distribution that follows for these items.						

* The comparison group and cohort columns on this page EXCLUDE your college.

** T-test: 2-tailed

If a row contains less than 50 respondents, interpret the comparison results cautiously.

Survey of Entering Student Engagement - Florida SouthWestern State College (2022 Administration)

2022 Benchmark Frequency Distributions - Main Survey

Comparison Group: Extra-Large Colleges in the 2022 Cohort*

Entering Students Only

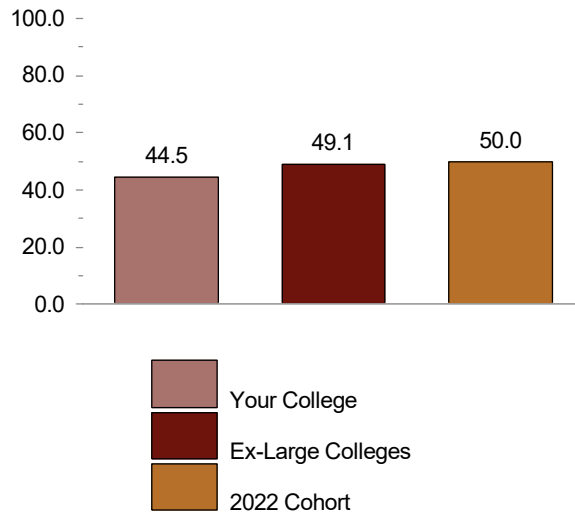
[Weighted]

Effective Track to College Readiness (COLLREAD)

Item	Variable	Responses	Your College		Ex-Large Colleges		2022 Cohort	
			Count	Percent	Count	Percent	Count	Percent
Item 12: Think about your experiences from the time of your decision to attend this college through the end of the first three weeks of your first semester/quarter.								
12a. Before I could register for classes, I was required to take a placement test (COMPASS, ASSET, ACCUPLACER, SAT, ACT, etc.) to assess my skills in reading, writing, and/or math [COLLREAD]	REQPTST	Yes	300	40.7	3,128	45.7	15,127	50.9
		No	437	59.3	3,717	54.3	14,613	49.1
		Total	738	100.0	6,846	100.0	29,740	100.0
12b. I took a placement test (COMPASS, ASSET, ACCUPLACER, SAT, ACT, etc.) [COLLREAD]	TKPTST	Yes	458	63.7	3,470	52.2	17,451	60.0
		No	261	36.3	3,172	47.8	11,653	40.0
		Total	719	100.0	6,642	100.0	29,104	100.0
Item 14								
14. This college required me to enroll in classes indicated by my placement test scores during my first semester/quarter [COLLREAD]	REQCLASS	Yes	206	28.1	2,306	44.3	10,741	44.5
		No	529	71.9	2,902	55.7	13,404	55.5
		Total	735	100.0	5,207	100.0	24,146	100.0
Item 21: Think about your experiences from the time of your decision to attend this college through the end of the first three weeks of your first semester/quarter. Within a class, or through another experience at this college:								
21a. I learned to improve my study skills (listening, note taking, highlighting readings, working with others, etc.) [COLLREAD]	LNDSTUDY	Strongly disagree	16	2.1	129	1.9	514	1.7
		Disagree	37	4.8	299	4.3	1,227	4.1
		Neutral	150	19.7	1,342	19.4	5,764	19.2
		Agree	326	42.9	2,815	40.8	12,127	40.4
		Strongly agree	232	30.5	2,322	33.6	10,405	34.6
		Total	759	100.0	6,906	100.0	30,037	100.0
21b. I learned to understand my academic strengths and weaknesses [COLLREAD]	LNDACAWK	Strongly disagree	10	1.3	93	1.3	384	1.3
		Disagree	36	4.7	256	3.7	1,061	3.5
		Neutral	148	19.5	1,539	22.3	6,114	20.4
		Agree	347	45.9	2,881	41.8	12,811	42.7
		Strongly agree	216	28.6	2,124	30.8	9,622	32.1
		Total	757	100.0	6,892	100.0	29,993	100.0
21c. I learned skills and strategies to improve my test-taking ability [COLLREAD]	LNDKLLS	Strongly disagree	32	4.3	177	2.6	829	2.8
		Disagree	107	14.1	614	8.9	2,765	9.2
		Neutral	273	36.0	2,063	29.9	8,786	29.3
		Agree	200	26.3	2,278	33.0	9,680	32.3
		Strongly agree	147	19.3	1,763	25.6	7,924	26.4
		Total	759	100.0	6,896	100.0	29,983	100.0

* The comparison group and cohort columns on this page EXCLUDE your college.
Please see Table 1 for unweighted sample and population values of demographic items.

Survey of Entering Student Engagement
Florida SouthWestern State College (2022 Administration)
2022 Benchmark Bar Chart - Main Survey
Comparison Group: Extra-Large Colleges in the 2022 Cohort*
Entering Students Only
[Weighted]
Engaged Learning (ENGAGLRN)



* The comparison group and cohort bars on this page INCLUDE your college.

Survey of Entering Student Engagement - Florida SouthWestern State College (2022 Administration)

2022 Benchmark Means Report - Main Survey

Comparison Group: Extra-Large Colleges in the 2022 Cohort*

Entering Students Only

[Weighted]

Engaged Learning (ENGAGLRN)

		Your College	Ex-Large Colleges		2022 Cohort	
Item	Variable	Mean	Mean	Effect Size**	Mean	Effect Size**
Item 19: During the first three weeks of your first semester/quarter at this college, about how often did you do the following?						
1 = Never, 2 = Once, 3 = Two or three times, 4 = Four or more times						
19a. Ask questions in class or contribute to class discussions [ENGAGLRN]	ASKQUES	2.68	2.87	-0.21**	2.85	
19b. Prepare at least two drafts of a paper or assignment before turning it in [ENGAGLRN]	PREPDRFT	2.03	2.16		2.11	
19e. Participate in supplemental instruction (extra class sessions with an instructor, tutor, or experienced student) [ENGAGLRN]	SUPINSTR	1.32	1.53	-0.25**	1.51	-0.23**
19g. Work with other students on a project or assignment during class [ENGAGLRN]	PINCLASS	2.37	2.21		2.23	
19h. Work with classmates outside of class on class projects or assignments [ENGAGLRN]	PREPOUTC	1.53	1.50		1.54	
19i. Participate in a required study group outside of class [ENGAGLRN]	GRPSTUDY	1.19	1.26		1.27	
19j. Participate in a student-initiated (not required) study group outside of class [ENGAGLRN]	NRGSTUDY	1.27	1.29		1.30	
19k. Use an electronic tool (e-mail, text messaging, Facebook, MySpace, class Web site, etc.) to communicate with another student about coursework [ENGAGLRN]	USEINTMG	2.16	2.18		2.17	
19l. Use an electronic tool (e-mail, text messaging, Facebook, MySpace, class Web site, etc.) to communicate with an instructor about coursework [ENGAGLRN]	MAILFAC	2.23	2.53	-0.29**	2.55	-0.31**
19m. Discuss an assignment or grade with an instructor [ENGAGLRN]	FACASSN	1.98	2.04		2.10	
19n. Ask for help from an instructor regarding questions or problems related to a class [ENGAGLRN]	CLASSREL	2.23	2.33		2.38	
19o. Receive prompt written or oral feedback from instructors on your performance [ENGAGLRN]	FEEDBACK	2.57	2.60		2.58	
19q. Discuss ideas from your readings or classes with instructors outside of class [ENGAGLRN]	FACIDOC	1.46	1.60		1.61	
Item 20.2: Think about your experiences from the time of your decision to attend this college through the end of the first three weeks of your first semester/quarter. How often did you use the following services?						
1 = Never, 2 = Once, 3 = Two or three times, 4 = Four or more times						
20.2d. Face-to-face tutoring [ENGAGLRN]	FFTUSE	1.15	1.25		1.28	
20.2f. Writing, math, or other skill lab [ENGAGLRN]	SKLABUSE	1.40	1.50		1.60	
20.2h. Computer lab [ENGAGLRN]	COMLBUSE	1.56	1.58		1.65	

* The comparison group and cohort columns on this page EXCLUDE your college.

** T-test: 2-tailed

If a row contains less than 50 respondents, interpret the comparison results cautiously.

Survey of Entering Student Engagement - Florida SouthWestern State College (2022 Administration)

2022 Benchmark Frequency Distributions - Main Survey

Comparison Group: Extra-Large Colleges in the 2022 Cohort*

Entering Students Only

[Weighted]

Engaged Learning (ENGAGLRN)

Item	Variable	Responses	Your College		Ex-Large Colleges		2022 Cohort	
			Count	Percent	Count	Percent	Count	Percent
Item 19: During the first three weeks of your first semester/quarter at this college, about how often did you do the following?								
19a. Ask questions in class or contribute to class discussions [ENGAGLRN]	ASKQUES	Never	79	10.4	579	8.1	2,830	9.2
		Once	233	30.7	1,625	22.7	6,680	21.6
		Two or three times	298	39.2	3,087	43.2	13,795	44.6
		Four or more times	151	19.8	1,861	26.0	7,623	24.6
		Total	760	100.0	7,153	100.0	30,929	100.0
19b. Prepare at least two drafts of a paper or assignment before turning it in [ENGAGLRN]	PREPDRFT	Never	262	34.8	2,089	29.4	9,876	32.2
		Once	252	33.4	2,359	33.2	9,900	32.2
		Two or three times	195	25.9	2,087	29.4	8,592	28.0
		Four or more times	45	6.0	563	7.9	2,337	7.6
		Total	753	100.0	7,098	100.0	30,706	100.0
19e. Participate in supplemental instruction (extra class sessions with an instructor, tutor, or experienced student) [ENGAGLRN]	SUPINSTR	Never	612	80.3	4,827	67.7	21,097	68.5
		Once	78	10.3	1,199	16.8	5,035	16.3
		Two or three times	52	6.8	773	10.8	3,250	10.5
		Four or more times	20	2.6	335	4.7	1,438	4.7
		Total	762	100.0	7,133	100.0	30,821	100.0
19g. Work with other students on a project or assignment during class [ENGAGLRN]	PINCLASS	Never	188	24.7	2,529	35.5	10,499	34.1
		Once	200	26.2	1,519	21.3	6,951	22.6
		Two or three times	278	36.4	2,148	30.2	9,300	30.2
		Four or more times	96	12.6	922	13.0	4,073	13.2
		Total	762	100.0	7,118	100.0	30,823	100.0
19h. Work with classmates outside of class on class projects or assignments [ENGAGLRN]	PREPOUTC	Never	514	68.0	4,879	68.8	20,669	67.2
		Once	124	16.4	1,178	16.6	4,941	16.1
		Two or three times	80	10.6	758	10.7	3,635	11.8
		Four or more times	39	5.1	277	3.9	1,490	4.8
		Total	757	100.0	7,092	100.0	30,735	100.0
19i. Participate in a required study group outside of class [ENGAGLRN]	GRPSTUDY	Never	669	87.6	5,976	83.9	25,796	83.8
		Once	54	7.1	618	8.7	2,607	8.5
		Two or three times	31	4.1	388	5.4	1,603	5.2
		Four or more times	9	1.2	141	2.0	791	2.6
		Total	763	100.0	7,123	100.0	30,798	100.0
19j. Participate in a student-initiated (not required) study group outside of class [ENGAGLRN]	NRGSTUDY	Never	628	82.8	5,815	82.1	25,047	81.8
		Once	73	9.7	697	9.8	2,915	9.5
		Two or three times	36	4.8	381	5.4	1,790	5.8
		Four or more times	21	2.7	187	2.6	882	2.9
		Total	758	100.0	7,080	100.0	30,635	100.0

* The comparison group and cohort columns on this page EXCLUDE your college.
Please see Table 1 for unweighted sample and population values of demographic items.

Survey of Entering Student Engagement - Florida SouthWestern State College (2022 Administration)

2022 Benchmark Frequency Distributions - Main Survey

Comparison Group: Extra-Large Colleges in the 2022 Cohort*

Entering Students Only

[Weighted]

Engaged Learning (ENGAGLRN)

			Your College		Ex-Large Colleges		2022 Cohort	
Item	Variable	Responses	Count	Percent	Count	Percent	Count	Percent
Item 19: During the first three weeks of your first semester/quarter at this college, about how often did you do the following?								
19k. Use an electronic tool (e-mail, text messaging, Facebook, MySpace, class Web site, etc.) to communicate with another student about coursework [ENGAGLRN]	USEINTMG	Never	305	39.9	2,830	39.8	12,476	40.5
		Once	165	21.6	1,487	20.9	6,221	20.2
		Two or three times	161	21.1	1,464	20.6	6,391	20.8
		Four or more times	133	17.4	1,337	18.8	5,704	18.5
		Total	763	100.0	7,117	100.0	30,791	100.0
19l. Use an electronic tool (e-mail, text messaging, Facebook, MySpace, class Web site, etc.) to communicate with an instructor about coursework [ENGAGLRN]	MAILFAC	Never	235	31.0	1,600	22.6	6,646	21.7
		Once	206	27.2	1,659	23.4	7,132	23.3
		Two or three times	225	29.6	2,329	32.8	10,189	33.2
		Four or more times	92	12.2	1,509	21.3	6,708	21.9
		Total	758	100.0	7,097	100.0	30,675	100.0
19m. Discuss an assignment or grade with an instructor [ENGAGLRN]	FACASSN	Never	281	36.7	2,536	35.7	10,109	32.8
		Once	270	35.3	2,313	32.6	9,982	32.4
		Two or three times	165	21.6	1,705	24.0	8,103	26.3
		Four or more times	48	6.3	550	7.7	2,589	8.4
		Total	764	100.0	7,104	100.0	30,783	100.0
19n. Ask for help from an instructor regarding questions or problems related to a class [ENGAGLRN]	CLASSREL	Never	223	29.2	1,744	24.6	7,017	22.8
		Once	224	29.4	2,127	30.0	9,035	29.4
		Two or three times	234	30.7	2,402	33.8	10,623	34.6
		Four or more times	81	10.6	827	11.7	4,048	13.2
		Total	762	100.0	7,100	100.0	30,723	100.0
19o. Receive prompt written or oral feedback from instructors on your performance [ENGAGLRN]	FEEDBACK	Never	149	19.6	1,402	19.8	6,139	20.0
		Once	191	25.0	1,687	23.8	7,216	23.5
		Two or three times	261	34.3	2,352	33.2	10,642	34.7
		Four or more times	161	21.1	1,649	23.3	6,700	21.8
		Total	762	100.0	7,091	100.0	30,696	100.0
19q. Discuss ideas from your readings or classes with instructors outside of class [ENGAGLRN]	FACIDOC	Never	542	71.1	4,539	64.0	19,432	63.3
		Once	116	15.2	1,264	17.8	5,566	18.1
		Two or three times	79	10.3	849	12.0	3,829	12.5
		Four or more times	25	3.3	437	6.2	1,872	6.1
		Total	762	100.0	7,089	100.0	30,700	100.0
Item 20.2: Think about your experiences from the time of your decision to attend this college through the end of the first three weeks of your first semester/quarter. How often did you use the following services?								
20.2d. Face-to-face tutoring [ENGAGLRN]	FFTUSE	Never	583	91.5	4,531	85.1	20,159	83.4
		Once	27	4.2	399	7.5	2,040	8.4
		Two or three times	14	2.2	245	4.6	1,141	4.7
		Four or more times	14	2.2	150	2.8	842	3.5
		Total	637	100.0	5,325	100.0	24,181	100.0

* The comparison group and cohort columns on this page EXCLUDE your college.

Please see Table 1 for unweighted sample and population values of demographic items.

Survey of Entering Student Engagement - Florida SouthWestern State College (2022 Administration)

2022 Benchmark Frequency Distributions - Main Survey

Comparison Group: Extra-Large Colleges in the 2022 Cohort*

Entering Students Only

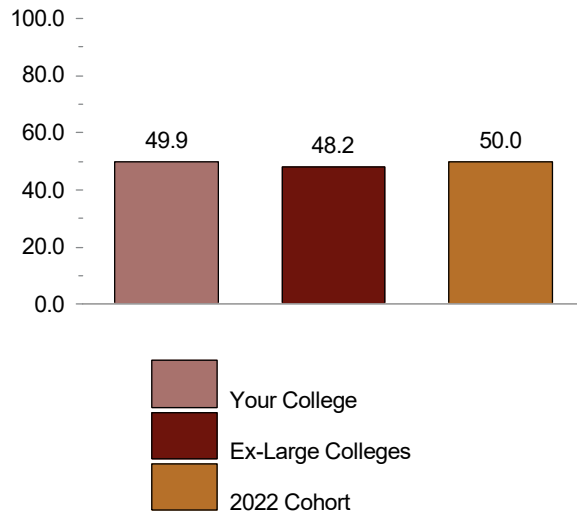
[Weighted]

Engaged Learning (ENGAGLRN)

			Your College		Ex-Large Colleges		2022 Cohort	
Item	Variable	Responses	Count	Percent	Count	Percent	Count	Percent
Item 20.2: Think about your experiences from the time of your decision to attend this college through the end of the first three weeks of your first semester/quarter. How often did you use the following services?								
20.2f. Writing, math, or other skill lab [ENGAGLRN]	SKLABUSE	Never	408	77.1	3,317	71.7	13,658	68.2
		Once	57	10.7	627	13.5	2,637	13.2
		Two or three times	36	6.9	385	8.3	1,929	9.6
		Four or more times	28	5.3	300	6.5	1,811	9.0
		Total	529	100.0	4,629	100.0	20,035	100.0
20.2h. Computer lab [ENGAGLRN]	COMLBUSE	Never	351	65.2	3,296	67.3	14,107	64.8
		Once	104	19.4	726	14.8	3,229	14.8
		Two or three times	50	9.3	542	11.1	2,361	10.8
		Four or more times	33	6.1	336	6.9	2,074	9.5
		Total	538	100.0	4,900	100.0	21,772	100.0

* The comparison group and cohort columns on this page EXCLUDE your college.
Please see Table 1 for unweighted sample and population values of demographic items.

Survey of Entering Student Engagement
Florida SouthWestern State College (2022 Administration)
2022 Benchmark Bar Chart - Main Survey
Comparison Group: Extra-Large Colleges in the 2022 Cohort*
Entering Students Only
[Weighted]
Academic and Social Support (ACSOCSUP)



* The comparison group and cohort bars on this page INCLUDE your college.

Survey of Entering Student Engagement - Florida SouthWestern State College (2022 Administration)

2022 Benchmark Means Report - Main Survey

Comparison Group: Extra-Large Colleges in the 2022 Cohort*

Entering Students Only

[Weighted]

Academic and Social Support (ACSOCSUP)

		Your College	Ex-Large Colleges		2022 Cohort	
Item	Variable	Mean	Mean	Effect Size**	Mean	Effect Size**
Item 18: Think about your experiences from the time of your decision to attend this college through the end of the first three weeks of your first semester/quarter.						
1 = Strongly disagree, 2 = Disagree, 3 = Neutral, 4 = Agree, 5 = Strongly agree						
18l. All instructors clearly explained academic and student support services available at this college [ACSOCSUP]	RESOURCE	4.07	3.97		4.00	
18m. All instructors clearly explained course grading policies [ACSOCSUP]	GRADEPOL	4.39	4.31		4.31	
18n. All instructors clearly explained course syllabi (syllabuses) [ACSOCSUP]	SYLLABI	4.42	4.38		4.38	
18o. I knew how to get in touch with my instructors outside of class [ACSOCSUP]	FACMEET	4.32	4.34		4.36	
18q. At least one other student whom I didn't previously know learned my name [ACSOCSUP]	OSTUDNAM	3.96	3.82		3.92	
18r. At least one instructor learned my name [ACSOCSUP]	FACNAM	4.05	4.15		4.25	-0.23**
18s. I learned the name of at least one other student in most of my classes [ACSOCSUP]	STUNAM	4.09	4.06		4.12	

* The comparison group and cohort columns on this page EXCLUDE your college.

** T-test: 2-tailed

If a row contains less than 50 respondents, interpret the comparison results cautiously.

Survey of Entering Student Engagement - Florida SouthWestern State College (2022 Administration)

2022 Benchmark Frequency Distributions - Main Survey

Comparison Group: Extra-Large Colleges in the 2022 Cohort*

Entering Students Only

[Weighted]

Academic and Social Support (ACSOCSUP)

Item	Variable	Responses	Your College		Ex-Large Colleges		2022 Cohort	
			Count	Percent	Count	Percent	Count	Percent
Item 18: Think about your experiences from the time of your decision to attend this college through the end of the first three weeks of your first semester/quarter.								
18l. All instructors clearly explained academic and student support services available at this college [ACSOCSUP]	RESOURCE	Strongly disagree	9	1.2	109	1.6	397	1.3
		Disagree	36	4.9	412	5.9	1,763	5.8
		Neutral	107	14.5	1,334	18.9	5,449	17.9
		Agree	328	44.3	2,876	40.8	12,589	41.3
		Strongly agree	260	35.1	2,309	32.8	10,268	33.7
		Total	740	100.0	7,041	100.0	30,466	100.0
18m. All instructors clearly explained course grading policies [ACSOCSUP]	GRADEPOL	Strongly disagree	5	0.7	37	0.5	169	0.6
		Disagree	11	1.5	127	1.8	640	2.1
		Neutral	45	6.0	675	9.6	2,800	9.2
		Agree	309	41.4	3,004	42.6	12,981	42.5
		Strongly agree	376	50.4	3,208	45.5	13,919	45.6
		Total	745	100.0	7,050	100.0	30,510	100.0
18n. All instructors clearly explained course syllabi (syllabuses) [ACSOCSUP]	SYLLABI	Strongly disagree	4	0.5	33	0.5	129	0.4
		Disagree	7	0.9	105	1.5	495	1.6
		Neutral	52	6.9	537	7.6	2,397	7.9
		Agree	292	39.1	2,807	39.9	12,225	40.1
		Strongly agree	391	52.5	3,555	50.5	15,237	50.0
		Total	746	100.0	7,037	100.0	30,484	100.0
18o. I knew how to get in touch with my instructors outside of class [ACSOCSUP]	FACMEET	Strongly disagree	5	0.7	46	0.7	151	0.5
		Disagree	17	2.2	134	1.9	523	1.7
		Neutral	60	8.1	621	8.8	2,432	8.0
		Agree	314	42.2	2,839	40.3	12,367	40.5
		Strongly agree	349	46.8	3,406	48.3	15,058	49.3
		Total	745	100.0	7,046	100.0	30,531	100.0
18q. At least one other student whom I didn't previously know learned my name [ACSOCSUP]	OSTUDNAM	Strongly disagree	47	6.3	384	5.5	1,404	4.6
		Disagree	58	7.8	658	9.3	2,601	8.5
		Neutral	71	9.6	1,238	17.6	4,677	15.3
		Agree	272	36.6	2,357	33.4	10,350	33.9
		Strongly agree	295	39.7	2,409	34.2	11,508	37.7
		Total	743	100.0	7,047	100.0	30,539	100.0
18r. At least one instructor learned my name [ACSOCSUP]	FACNAM	Strongly disagree	28	3.8	142	2.0	474	1.6
		Disagree	58	7.9	294	4.2	991	3.3
		Neutral	85	11.6	924	13.2	3,145	10.3
		Agree	243	33.2	2,648	37.7	11,684	38.4
		Strongly agree	319	43.6	3,011	42.9	14,106	46.4
		Total	733	100.0	7,020	100.0	30,400	100.0

* The comparison group and cohort columns on this page EXCLUDE your college.
Please see Table 1 for unweighted sample and population values of demographic items.

Survey of Entering Student Engagement - Florida SouthWestern State College (2022 Administration)

2022 Benchmark Frequency Distributions - Main Survey

Comparison Group: Extra-Large Colleges in the 2022 Cohort*

Entering Students Only

[Weighted]

Academic and Social Support (ACSOCSUP)

			Your College		Ex-Large Colleges		2022 Cohort	
Item	Variable	Responses	Count	Percent	Count	Percent	Count	Percent
Item 18: Think about your experiences from the time of your decision to attend this college through the end of the first three weeks of your first semester/quarter.								
18s. I learned the name of at least one other student in most of my classes [ACSOCSUP]	STUNAM	Strongly disagree	31	4.2	235	3.3	910	3.0
		Disagree	44	5.9	478	6.8	1,852	6.1
		Neutral	81	10.9	855	12.1	3,273	10.7
		Agree	258	34.6	2,564	36.4	11,228	36.8
		Strongly agree	330	44.4	2,912	41.3	13,281	43.5
		Total	745	100.0	7,044	100.0	30,544	100.0

* The comparison group and cohort columns on this page EXCLUDE your college.
Please see Table 1 for unweighted sample and population values of demographic items.