

Survey of Entering Student Engagement - Edison State College (2012 Administration)

2012 Benchmark Scores Report - Main Survey

Comparison Group: Extra-Large Colleges in the 2012 Cohort*

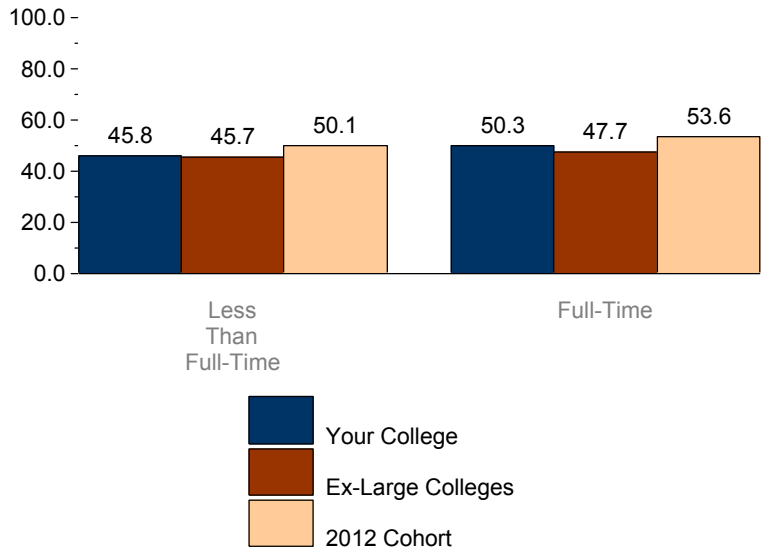
Entering Students Only - Breakout by Enrollment Status

[Unweighted]

Benchmark	Breakout Group	Your College	Ex-Large Colleges		2012 Cohort	
		Score	Score	Difference	Score	Difference
Early Connections	Less than full-time	45.8	45.7	0.2	50.1	-4.3
	Full-time	50.3	47.7	2.6	53.6	-3.3
High Expectations and Aspirations	Less than full-time	51.9	49.5	2.4	50.0	1.9
	Full-time	54.4	48.8	5.6	49.7	4.6
Clear Academic Plan and Pathway	Less than full-time	50.5	47.4	3.2	50.6	-0.0
	Full-time	46.8	49.3	-2.5	52.2	-5.4
Effective Track to College Readiness	Less than full-time	49.9	49.8	0.1	49.6	0.3
	Full-time	55.8	49.7	6.1	50.9	4.9
Engaged Learning	Less than full-time	46.9	47.0	-0.1	47.2	-0.3
	Full-time	57.2	53.2	4.0	54.3	2.9
Academic and Social Support Network	Less than full-time	49.5	47.9	1.6	48.4	1.1
	Full-time	52.8	50.7	2.1	52.6	0.2

* The comparison group and cohort columns on this page INCLUDE your college.

Survey of Entering Student Engagement
Edison State College (2012 Administration)
2012 Benchmark Bar Chart - Main Survey
 Comparison Group: Extra-Large Colleges in the 2012 Cohort*
 Entering Students Only - Breakout by Enrollment Status
 [Unweighted]
 Early Connections (EARLYCON)



* The comparison group and cohort bars on this page INCLUDE your college.

Survey of Entering Student Engagement - Edison State College (2012 Administration)

2012 Benchmark Means Report - Main Survey

Comparison Group: Extra-Large Colleges in the 2012 Cohort*

Entering Students Only - Breakout by Enrollment Status

[Unweighted]

Early Connections (EARLYCON)

			Your College	Ex-Large Colleges		2012 Cohort	
Item	Variable	Breakout Group	Mean	Mean	Effect Size**	Mean	Effect Size**
Item 18: Think about your experiences from the time of your decision to attend this college through the end of the first three weeks of your first semester/quarter.							
1 = Strongly disagree, 2 = Disagree, 3 = Neutral, 4 = Agree, 5 = Strongly agree							
18a. The very first time I came to this college I felt welcome [EARLYCON]	WELCOME	Less than full-time	3.88	3.92		3.94	
		Full-time	4.01	3.93		4.00	
18i. The college provided me with adequate information about financial assistance (scholarships, grants, loans, etc.) [EARLYCON]	FAINFO	Less than full-time	3.28	3.30		3.33	
		Full-time	3.22	3.37		3.48	-0.22**
18j. A college staff member helped me determine whether I qualified for financial assistance [EARLYCON]	QUALFA	Less than full-time	2.98	2.88		2.93	
		Full-time	2.96	2.93		3.05	
18p. At least one college staff member (other than an instructor) learned my name [EARLYCON]	CSTAFNAM	Less than full-time	3.11	3.00		3.10	
		Full-time	3.30	3.07		3.26	
One or more items in this benchmark are not suited to means calculations. Please see the Frequency Distribution that follows for these items.							

* The comparison group and cohort columns on this page EXCLUDE your college.

** T-test: 2-tailed

If a row contains less than 50 respondents, interpret the comparison results cautiously.

Survey of Entering Student Engagement - Edison State College (2012 Administration)

2012 Benchmark Frequency Distributions - Main Survey

Comparison Group: Extra-Large Colleges in the 2012 Cohort*

Entering Students Only - Breakout by Enrollment Status: Less Than Full-Time Students

[Unweighted]

Early Connections (EARLYCON)

Item	Variable	Responses	Your College		Ex-Large Colleges		2012 Cohort	
			Count	Percent	Count	Percent	Count	Percent
Item 18: Think about your experiences from the time of your decision to attend this college through the end of the first three weeks of your first semester/quarter.								
18a. The very first time I came to this college I felt welcome [EARLYCON]	WELCOME	Strongly disagree	2	1.2	58	1.0	258	1.0
		Disagree	8	4.7	143	2.5	637	2.4
		Neutral	42	24.4	1,494	26.5	6,689	24.9
		Agree	77	44.8	2,479	43.9	12,000	44.7
		Strongly agree	43	25.0	1,474	26.1	7,260	27.0
		Total	172	100.0	5,648	100.0	26,844	100.0
18i. The college provided me with adequate information about financial assistance (scholarships, grants, loans, etc.) [EARLYCON]	FAINFO	Strongly disagree	16	9.3	488	8.7	2,278	8.5
		Disagree	24	14.0	922	16.4	4,373	16.3
		Neutral	50	29.1	1,570	27.9	7,151	26.7
		Agree	59	34.3	1,731	30.8	8,261	30.9
		Strongly agree	23	13.4	918	16.3	4,695	17.5
		Total	172	100.0	5,629	100.0	26,758	100.0
18j. A college staff member helped me determine whether I qualified for financial assistance [EARLYCON]	QUALFA	Strongly disagree	13	7.7	742	13.2	3,393	12.7
		Disagree	47	27.8	1,621	28.9	7,360	27.6
		Neutral	56	33.1	1,478	26.4	6,941	26.0
		Agree	36	21.3	1,113	19.9	5,534	20.8
		Strongly agree	17	10.1	653	11.6	3,438	12.9
		Total	169	100.0	5,607	100.0	26,666	100.0
18p. At least one college staff member (other than an instructor) learned my name [EARLYCON]	CSTAFNAM	Strongly disagree	24	14.1	949	16.9	3,977	14.9
		Disagree	38	22.4	1,353	24.1	6,100	22.8
		Neutral	37	21.8	1,061	18.9	5,179	19.4
		Agree	37	21.8	1,241	22.1	6,225	23.3
		Strongly agree	34	20.0	1,009	18.0	5,268	19.7
		Total	170	100.0	5,613	100.0	26,749	100.0
Item 23								
23. Was a specific person assigned to you so you could see him/her each time you needed information or assistance?	ASNPERS	Yes	28	17.2	1,045	19.2	5,899	22.8
		No	135	82.8	4,403	80.8	19,973	77.2
		Total	163	100.0	5,448	100.0	25,872	100.0

* The comparison group and cohort columns on this page EXCLUDE your college.

Survey of Entering Student Engagement - Edison State College (2012 Administration)

2012 Benchmark Frequency Distributions - Main Survey

Comparison Group: Extra-Large Colleges in the 2012 Cohort*

Entering Students Only - Breakout by Enrollment Status: Full-Time Students

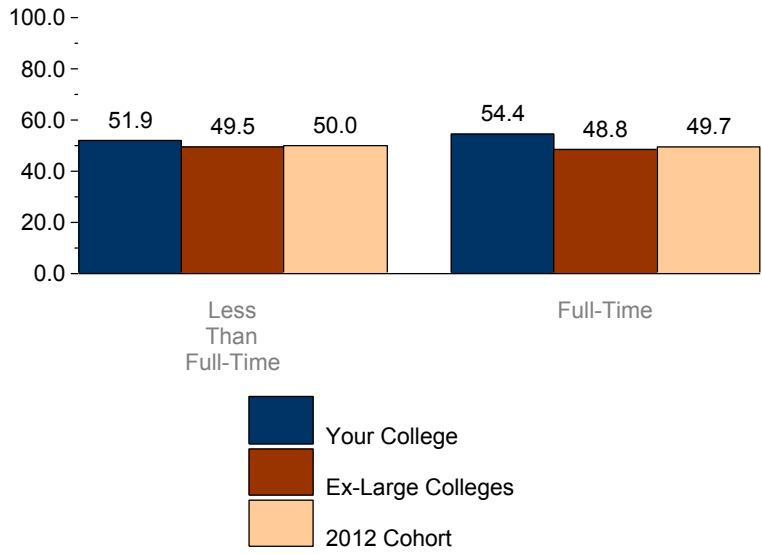
[Unweighted]

Early Connections (EARLYCON)

			Your College		Ex-Large Colleges		2012 Cohort	
Item	Variable	Responses	Count	Percent	Count	Percent	Count	Percent
Item 18: Think about your experiences from the time of your decision to attend this college through the end of the first three weeks of your first semester/quarter.								
18a. The very first time I came to this college I felt welcome [EARLYCON]	WELCOME	Strongly disagree	4	1.0	116	0.9	559	0.8
		Disagree	9	2.3	323	2.5	1,498	2.0
		Neutral	83	20.9	3,339	25.5	16,652	22.5
		Agree	186	46.7	5,894	45.1	33,852	45.7
		Strongly agree	116	29.1	3,405	26.0	21,553	29.1
		Total	398	100.0	13,077	100.0	74,114	100.0
18i. The college provided me with adequate information about financial assistance (scholarships, grants, loans, etc.) [EARLYCON]	FAINFO	Strongly disagree	55	13.8	1,023	7.8	4,860	6.6
		Disagree	58	14.6	2,058	15.8	10,337	14.0
		Neutral	106	26.6	3,401	26.1	18,454	25.0
		Agree	101	25.4	4,247	32.5	25,229	34.1
		Strongly agree	78	19.6	2,320	17.8	15,056	20.4
		Total	398	100.0	13,049	100.0	73,936	100.0
18j. A college staff member helped me determine whether I qualified for financial assistance [EARLYCON]	QUALFA	Strongly disagree	64	16.2	1,645	12.7	8,253	11.2
		Disagree	92	23.2	3,620	27.8	18,708	25.4
		Neutral	96	24.2	3,334	25.6	18,759	25.5
		Agree	82	20.7	2,807	21.6	17,100	23.2
		Strongly agree	62	15.7	1,596	12.3	10,887	14.8
		Total	396	100.0	13,002	100.0	73,707	100.0
18p. At least one college staff member (other than an instructor) learned my name [EARLYCON]	CSTAFNAM	Strongly disagree	61	15.4	2,074	15.9	9,807	13.3
		Disagree	66	16.7	3,146	24.1	15,255	20.6
		Neutral	67	16.9	2,311	17.7	12,498	16.9
		Agree	99	25.0	2,855	21.9	18,533	25.1
		Strongly agree	103	26.0	2,654	20.4	17,800	24.1
		Total	396	100.0	13,040	100.0	73,893	100.0
Item 23								
23. Was a specific person assigned to you so you could see him/her each time you needed information or assistance?	ASNPERS	Yes	104	27.5	2,678	21.3	19,571	27.3
		No	274	72.5	9,872	78.7	51,991	72.7
		Total	378	100.0	12,550	100.0	71,562	100.0

* The comparison group and cohort columns on this page EXCLUDE your college.

Survey of Entering Student Engagement
Edison State College (2012 Administration)
2012 Benchmark Bar Chart - Main Survey
 Comparison Group: Extra-Large Colleges in the 2012 Cohort*
 Entering Students Only - Breakout by Enrollment Status
 [Unweighted]
 High Expectations and Aspirations (HIEXPACT)



* The comparison group and cohort bars on this page INCLUDE your college.

Survey of Entering Student Engagement - Edison State College (2012 Administration)

2012 Benchmark Means Report - Main Survey

Comparison Group: Extra-Large Colleges in the 2012 Cohort*

Entering Students Only - Breakout by Enrollment Status

[Unweighted]

High Expectations and Aspirations (HIEEXPECT)

			Your College	Ex-Large Colleges		2012 Cohort	
Item	Variable	Breakout Group	Mean	Mean	Effect Size**	Mean	Effect Size**
Item 18: Think about your experiences from the time of your decision to attend this college through the end of the first three weeks of your first semester/quarter.							
1 = Strongly disagree, 2 = Disagree, 3 = Neutral, 4 = Agree, 5 = Strongly agree							
18b. The instructors at this college want me to succeed [HIEEXPECT]	WNTSCCD	Less than full-time	4.18	4.26		4.27	
		Full-time	4.26	4.22		4.27	
18t. I have the motivation to do what it takes to succeed in college [HIEEXPECT]	ITTAKES	Less than full-time	4.42	4.41		4.42	
		Full-time	4.57	4.46		4.46	
18u. I am prepared academically to succeed in college [HIEEXPECT]	ACPRPRD	Less than full-time	4.33	4.28		4.27	
		Full-time	4.46	4.35		4.35	
Item 19: During the first three weeks of your first semester/quarter at this college, about how often did you do the following?							
1 = Never, 2 = Once, 3 = Two or three times, 4 = Four or more times							
19c. Turn in an assignment late [HIEEXPECT]	LATETURN	Less than full-time	1.28	1.38		1.40	
		Full-time	1.33	1.42		1.42	
19d. Not turn in an assignment [HIEEXPECT]	NOTTURN	Less than full-time	1.31	1.36		1.33	
		Full-time	1.25	1.39	-0.21**	1.36	
19f. Come to class without completing readings or assignments [HIEEXPECT]	NOTCOMPL	Less than full-time	1.55	1.56		1.54	
		Full-time	1.57	1.66		1.65	
19s. Skip class [HIEEXPECT]	SKIPCL	Less than full-time	1.31	1.35		1.33	
		Full-time	1.32	1.39		1.37	

* The comparison group and cohort columns on this page EXCLUDE your college.

** T-test: 2-tailed

If a row contains less than 50 respondents, interpret the comparison results cautiously.

Survey of Entering Student Engagement - Edison State College (2012 Administration)

2012 Benchmark Frequency Distributions - Main Survey

Comparison Group: Extra-Large Colleges in the 2012 Cohort*

Entering Students Only - Breakout by Enrollment Status: Less Than Full-Time Students

[Unweighted]

High Expectations and Aspirations (HIEXPECT)

Item	Variable	Responses	Your College		Ex-Large Colleges		2012 Cohort	
			Count	Percent	Count	Percent	Count	Percent
Item 18: Think about your experiences from the time of your decision to attend this college through the end of the first three weeks of your first semester/quarter.								
18b. The instructors at this college want me to succeed [HIEXPECT]	WNTSCCD	Strongly disagree	0	N/A	8	0.1	54	0.2
		Disagree	1	0.6	50	0.9	197	0.7
		Neutral	23	13.5	661	11.7	3,128	11.7
		Agree	91	53.5	2,677	47.5	12,445	46.5
		Strongly agree	55	32.4	2,238	39.7	10,952	40.9
		Total	170	100.0	5,634	100.0	26,776	100.0
18t. I have the motivation to do what it takes to succeed in college [HIEXPECT]	ITTAKES	Strongly disagree	2	1.2	29	0.5	107	0.4
		Disagree	2	1.2	55	1.0	292	1.1
		Neutral	10	5.8	511	9.1	2,373	8.9
		Agree	65	38.0	2,000	35.6	9,522	35.6
		Strongly agree	92	53.8	3,030	53.9	14,471	54.1
		Total	171	100.0	5,625	100.0	26,765	100.0
18u. I am prepared academically to succeed in college [HIEXPECT]	ACPRPRD	Strongly disagree	0	N/A	27	0.5	132	0.5
		Disagree	4	2.3	94	1.7	437	1.6
		Neutral	19	11.1	747	13.2	3,616	13.5
		Agree	64	37.4	2,169	38.5	10,466	39.0
		Strongly agree	84	49.1	2,603	46.2	12,167	45.4
		Total	171	100.0	5,640	100.0	26,818	100.0
Item 19: During the first three weeks of your first semester/quarter at this college, about how often did you do the following?								
19c. Turn in an assignment late [HIEXPECT]	LATETURN	Never	133	76.9	3,907	69.5	18,291	68.3
		Once	31	17.9	1,325	23.6	6,441	24.1
		Two or three times	9	5.2	348	6.2	1,804	6.7
		Four or more times	0	N/A	44	0.8	231	0.9
		Total	173	100.0	5,624	100.0	26,767	100.0
19d. Not turn in an assignment [HIEXPECT]	NOTTURN	Never	132	77.6	4,110	73.5	20,066	75.4
		Once	27	15.9	1,070	19.1	4,762	17.9
		Two or three times	8	4.7	326	5.8	1,411	5.3
		Four or more times	3	1.8	88	1.6	383	1.4
		Total	170	100.0	5,594	100.0	26,622	100.0
19f. Come to class without completing readings or assignments [HIEXPECT]	NOTCOMPL	Never	101	58.4	3,360	59.6	16,173	60.3
		Once	55	31.8	1,573	27.9	7,320	27.3
		Two or three times	10	5.8	560	9.9	2,740	10.2
		Four or more times	7	4.0	149	2.6	596	2.2
		Total	173	100.0	5,642	100.0	26,829	100.0

* The comparison group and cohort columns on this page EXCLUDE your college.

Survey of Entering Student Engagement - Edison State College (2012 Administration)

2012 Benchmark Frequency Distributions - Main Survey

Comparison Group: Extra-Large Colleges in the 2012 Cohort*

Entering Students Only - Breakout by Enrollment Status: Less Than Full-Time Students

[Unweighted]

High Expectations and Aspirations (HIEXPECT)

Item	Variable	Responses	Your College		Ex-Large Colleges		2012 Cohort	
			Count	Percent	Count	Percent	Count	Percent
Item 19: During the first three weeks of your first semester/quarter at this college, about how often did you do the following?								
19s. Skip class [HIEXPECT]	SKIPCL	Never	130	75.6	4,203	74.7	20,364	75.9
		Once	31	18.0	970	17.2	4,457	16.6
		Two or three times	11	6.4	375	6.7	1,670	6.2
		Four or more times	0	N/A	79	1.4	336	1.3
		Total	172	100.0	5,627	100.0	26,827	100.0

* The comparison group and cohort columns on this page EXCLUDE your college.

Survey of Entering Student Engagement - Edison State College (2012 Administration)

2012 Benchmark Frequency Distributions - Main Survey

Comparison Group: Extra-Large Colleges in the 2012 Cohort*

Entering Students Only - Breakout by Enrollment Status: Full-Time Students

[Unweighted]

High Expectations and Aspirations (HIEXPECT)

Item	Variable	Responses	Your College		Ex-Large Colleges		2012 Cohort	
			Count	Percent	Count	Percent	Count	Percent
Item 18: Think about your experiences from the time of your decision to attend this college through the end of the first three weeks of your first semester/quarter.								
18b. The instructors at this college want me to succeed [HIEXPECT]	WNTSCCD	Strongly disagree	0	N/A	41	0.3	171	0.2
		Disagree	4	1.0	111	0.9	524	0.7
		Neutral	47	11.8	1,670	12.8	8,507	11.5
		Agree	187	47.0	6,283	48.1	34,667	46.8
		Strongly agree	160	40.2	4,945	37.9	30,131	40.7
		Total	398	100.0	13,050	100.0	74,000	100.0
18t. I have the motivation to do what it takes to succeed in college [HIEXPECT]	ITTAKES	Strongly disagree	1	0.3	68	0.5	296	0.4
		Disagree	4	1.0	130	1.0	677	0.9
		Neutral	19	4.8	1,034	7.9	5,653	7.6
		Agree	116	29.2	4,336	33.2	25,126	34.0
		Strongly agree	257	64.7	7,473	57.3	42,194	57.1
		Total	397	100.0	13,041	100.0	73,946	100.0
18u. I am prepared academically to succeed in college [HIEXPECT]	ACPRPRD	Strongly disagree	3	0.8	69	0.5	327	0.4
		Disagree	4	1.0	154	1.2	885	1.2
		Neutral	27	6.8	1,422	10.9	7,966	10.8
		Agree	138	34.7	4,874	37.3	28,214	38.1
		Strongly agree	226	56.8	6,550	50.1	36,647	49.5
		Total	398	100.0	13,069	100.0	74,039	100.0
Item 19: During the first three weeks of your first semester/quarter at this college, about how often did you do the following?								
19c. Turn in an assignment late [HIEXPECT]	LATETURN	Never	289	72.8	8,684	66.5	49,459	66.8
		Once	86	21.7	3,371	25.8	18,784	25.4
		Two or three times	21	5.3	859	6.6	5,087	6.9
		Four or more times	1	0.3	135	1.0	694	0.9
		Total	397	100.0	13,049	100.0	74,024	100.0
19d. Not turn in an assignment [HIEXPECT]	NOTTURN	Never	324	81.6	9,137	70.4	53,358	72.5
		Once	52	13.1	2,801	21.6	14,834	20.2
		Two or three times	15	3.8	875	6.7	4,344	5.9
		Four or more times	6	1.5	174	1.3	1,041	1.4
		Total	397	100.0	12,987	100.0	73,577	100.0
19f. Come to class without completing readings or assignments [HIEXPECT]	NOTCOMPL	Never	238	59.8	6,899	52.8	40,083	54.1
		Once	108	27.1	4,046	31.0	22,340	30.1
		Two or three times	37	9.3	1,740	13.3	9,454	12.8
		Four or more times	15	3.8	382	2.9	2,234	3.0
		Total	398	100.0	13,067	100.0	74,111	100.0

* The comparison group and cohort columns on this page EXCLUDE your college.

Survey of Entering Student Engagement - Edison State College (2012 Administration)

2012 Benchmark Frequency Distributions - Main Survey

Comparison Group: Extra-Large Colleges in the 2012 Cohort*

Entering Students Only - Breakout by Enrollment Status: Full-Time Students

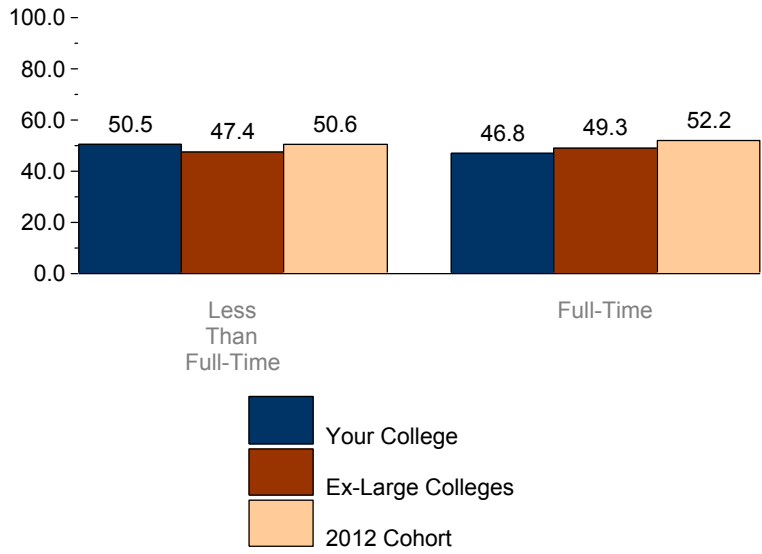
[Unweighted]

High Expectations and Aspirations (HIEEXPECT)

Item	Variable	Responses	Your College		Ex-Large Colleges		2012 Cohort	
			Count	Percent	Count	Percent	Count	Percent
Item 19: During the first three weeks of your first semester/quarter at this college, about how often did you do the following?								
19s. Skip class [HIEEXPECT]	SKIPCL	Never	304	76.4	9,391	71.9	53,961	72.8
		Once	67	16.8	2,501	19.1	13,746	18.5
		Two or three times	21	5.3	982	7.5	5,344	7.2
		Four or more times	6	1.5	188	1.4	1,070	1.4
		Total	398	100.0	13,062	100.0	74,121	100.0

* The comparison group and cohort columns on this page EXCLUDE your college.

Survey of Entering Student Engagement
Edison State College (2012 Administration)
2012 Benchmark Bar Chart - Main Survey
 Comparison Group: Extra-Large Colleges in the 2012 Cohort*
 Entering Students Only - Breakout by Enrollment Status
 [Unweighted]
 Clear Academic Plan and Pathway (ACADPLAN)



* The comparison group and cohort bars on this page INCLUDE your college.

Survey of Entering Student Engagement - Edison State College (2012 Administration)

2012 Benchmark Means Report - Main Survey

Comparison Group: Extra-Large Colleges in the 2012 Cohort*

Entering Students Only - Breakout by Enrollment Status

[Unweighted]

Clear Academic Plan and Pathway (ACADPLAN)

			Your College	Ex-Large Colleges		2012 Cohort	
Item	Variable	Breakout Group	Mean	Mean	Effect Size**	Mean	Effect Size**
Item 18: Think about your experiences from the time of your decision to attend this college through the end of the first three weeks of your first semester/quarter.							
1 = Strongly disagree, 2 = Disagree, 3 = Neutral, 4 = Agree, 5 = Strongly agree							
18d. I was able to meet with an academic advisor at times convenient for me [ACADPLAN]	AACONTIM	Less than full-time	3.61	3.66		3.66	
		Full-time	3.61	3.72		3.76	
18e. An advisor helped me to select a course of study, program, or major [ACADPLAN]	AASELMAJ	Less than full-time	3.62	3.52		3.59	
		Full-time	3.47	3.60		3.67	
18f. An advisor helped me to set academic goals and to create a plan for achieving them [ACADPLAN]	ACADGOAL	Less than full-time	3.36	3.11		3.17	
		Full-time	3.03	3.16		3.22	
18g. An advisor helped me to identify the courses I needed to take during my first semester/quarter [ACADPLAN]	CRSADV	Less than full-time	3.88	3.71		3.78	
		Full-time	3.76	3.82		3.90	
18h. A college staff member talked with me about my commitments outside of school (work, children, dependents, etc.) to help me figure out how many courses to take [ACADPLAN]	OSCOMM	Less than full-time	2.77	2.70		2.77	
		Full-time	2.74	2.71		2.80	

* The comparison group and cohort columns on this page EXCLUDE your college.

** T-test: 2-tailed

If a row contains less than 50 respondents, interpret the comparison results cautiously.

Survey of Entering Student Engagement - Edison State College (2012 Administration)

2012 Benchmark Frequency Distributions - Main Survey

Comparison Group: Extra-Large Colleges in the 2012 Cohort*

Entering Students Only - Breakout by Enrollment Status: Less Than Full-Time Students

[Unweighted]

Clear Academic Plan and Pathway (ACADPLAN)

Item	Variable	Responses	Your College		Ex-Large Colleges		2012 Cohort	
			Count	Percent	Count	Percent	Count	Percent
Item 18: Think about your experiences from the time of your decision to attend this college through the end of the first three weeks of your first semester/quarter.								
18d. I was able to meet with an academic advisor at times convenient for me [ACADPLAN]	AACONTIM	Strongly disagree	5	2.9	188	3.4	887	3.3
		Disagree	19	11.1	551	9.8	2,513	9.4
		Neutral	44	25.7	1,491	26.6	7,169	26.9
		Agree	73	42.7	2,118	37.8	10,149	38.1
		Strongly agree	30	17.5	1,248	22.3	5,920	22.2
		Total	171	100.0	5,596	100.0	26,638	100.0
18e. An advisor helped me to select a course of study, program, or major [ACADPLAN]	AASELMAJ	Strongly disagree	6	3.6	380	6.8	1,595	6.0
		Disagree	27	16.0	867	15.4	3,801	14.2
		Neutral	34	20.1	1,152	20.5	5,341	20.0
		Agree	61	36.1	1,878	33.4	9,349	34.9
		Strongly agree	41	24.3	1,350	24.0	6,674	24.9
		Total	169	100.0	5,627	100.0	26,760	100.0
18f. An advisor helped me to set academic goals and to create a plan for achieving them [ACADPLAN]	ACADGOAL	Strongly disagree	5	3.0	527	9.4	2,174	8.1
		Disagree	36	21.3	1,278	22.8	5,946	22.3
		Neutral	51	30.2	1,664	29.6	7,914	29.6
		Agree	47	27.8	1,330	23.7	6,618	24.8
		Strongly agree	30	17.8	818	14.6	4,044	15.1
		Total	169	100.0	5,617	100.0	26,696	100.0
18g. An advisor helped me to identify the courses I needed to take during my first semester/quarter [ACADPLAN]	CRSADV	Strongly disagree	4	2.4	349	6.2	1,338	5.0
		Disagree	17	10.0	592	10.5	2,622	9.8
		Neutral	24	14.1	922	16.4	4,196	15.7
		Agree	75	44.1	2,228	39.6	10,934	40.9
		Strongly agree	50	29.4	1,534	27.3	7,648	28.6
		Total	170	100.0	5,625	100.0	26,738	100.0
18h. A college staff member talked with me about my commitments outside of school (work, children, dependents, etc.) to help me figure out how many courses to take [ACADPLAN]	OSCOMM	Strongly disagree	20	11.8	886	15.8	3,891	14.6
		Disagree	57	33.5	1,893	33.7	8,676	32.5
		Neutral	48	28.2	1,392	24.8	6,611	24.7
		Agree	32	18.8	922	16.4	4,854	18.2
		Strongly agree	13	7.6	526	9.4	2,704	10.1
		Total	170	100.0	5,619	100.0	26,736	100.0

* The comparison group and cohort columns on this page EXCLUDE your college.

Survey of Entering Student Engagement - Edison State College (2012 Administration)

2012 Benchmark Frequency Distributions - Main Survey

Comparison Group: Extra-Large Colleges in the 2012 Cohort*

Entering Students Only - Breakout by Enrollment Status: Full-Time Students

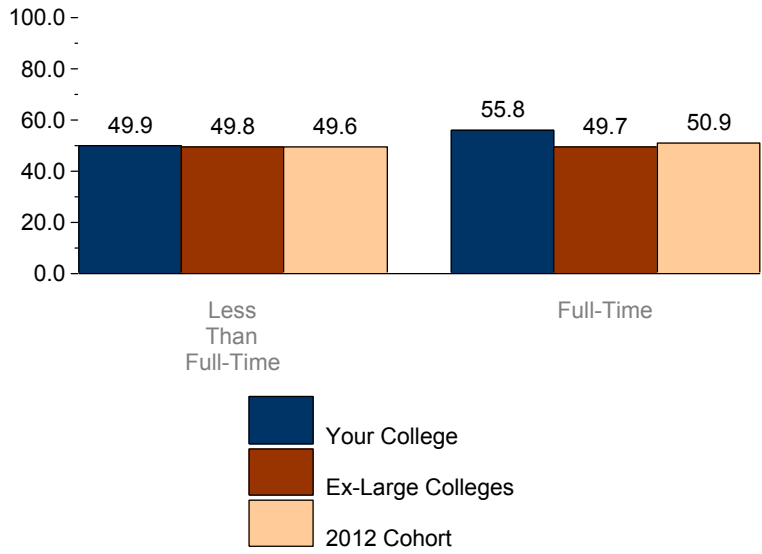
[Unweighted]

Clear Academic Plan and Pathway (ACADPLAN)

Item	Variable	Responses	Your College		Ex-Large Colleges		2012 Cohort	
			Count	Percent	Count	Percent	Count	Percent
Item 18: Think about your experiences from the time of your decision to attend this college through the end of the first three weeks of your first semester/quarter.								
18d. I was able to meet with an academic advisor at times convenient for me [ACADPLAN]	AACONTIM	Strongly disagree	18	4.6	364	2.8	2,035	2.8
		Disagree	29	7.4	1,152	8.9	5,692	7.7
		Neutral	128	32.5	3,359	25.8	18,595	25.2
		Agree	133	33.8	5,064	38.9	28,820	39.1
		Strongly agree	86	21.8	3,066	23.6	18,505	25.1
		Total	394	100.0	13,005	100.0	73,647	100.0
18e. An advisor helped me to select a course of study, program, or major [ACADPLAN]	AASELMAJ	Strongly disagree	38	9.5	818	6.3	4,208	5.7
		Disagree	53	13.3	1,833	14.1	9,514	12.9
		Neutral	86	21.6	2,488	19.1	13,758	18.6
		Agree	124	31.2	4,534	34.8	25,495	34.5
		Strongly agree	97	24.4	3,365	25.8	20,917	28.3
		Total	398	100.0	13,038	100.0	73,892	100.0
18f. An advisor helped me to set academic goals and to create a plan for achieving them [ACADPLAN]	ACADGOAL	Strongly disagree	51	12.9	1,123	8.6	5,692	7.7
		Disagree	90	22.7	2,909	22.3	15,578	21.1
		Neutral	110	27.8	3,801	29.2	21,743	29.5
		Agree	85	21.5	3,168	24.3	18,486	25.0
		Strongly agree	60	15.2	2,015	15.5	12,315	16.7
		Total	396	100.0	13,016	100.0	73,814	100.0
18g. An advisor helped me to identify the courses I needed to take during my first semester/quarter [ACADPLAN]	CRSADV	Strongly disagree	32	8.0	635	4.9	3,045	4.1
		Disagree	33	8.3	1,217	9.3	6,073	8.2
		Neutral	55	13.8	1,880	14.4	10,300	13.9
		Agree	155	38.9	5,372	41.2	30,354	41.1
		Strongly agree	123	30.9	3,935	30.2	24,106	32.6
		Total	398	100.0	13,039	100.0	73,878	100.0
18h. A college staff member talked with me about my commitments outside of school (work, children, dependents, etc.) to help me figure out how many courses to take [ACADPLAN]	OSCOMM	Strongly disagree	76	19.1	2,006	15.4	10,433	14.1
		Disagree	113	28.5	4,371	33.5	23,100	31.3
		Neutral	94	23.7	3,304	25.3	18,962	25.7
		Agree	68	17.1	2,154	16.5	13,490	18.3
		Strongly agree	46	11.6	1,206	9.2	7,901	10.7
		Total	397	100.0	13,041	100.0	73,886	100.0

* The comparison group and cohort columns on this page EXCLUDE your college.

Survey of Entering Student Engagement
Edison State College (2012 Administration)
2012 Benchmark Bar Chart - Main Survey
 Comparison Group: Extra-Large Colleges in the 2012 Cohort*
 Entering Students Only - Breakout by Enrollment Status
 [Unweighted]
 Effective Track to College Readiness (COLLREAD)



* The comparison group and cohort bars on this page INCLUDE your college.

09JAN13

Survey of Entering Student Engagement - Edison State College (2012 Administration)

2012 Benchmark Means Report - Main Survey

Comparison Group: Extra-Large Colleges in the 2012 Cohort*

Entering Students Only - Breakout by Enrollment Status

[Unweighted]

Effective Track to College Readiness (COLLREAD)

			Your College	Ex-Large Colleges		2012 Cohort	
Item	Variable	Breakout Group	Mean	Mean	Effect Size**	Mean	Effect Size**
Item 21: Think about your experiences from the time of your decision to attend this college through the end of the first three weeks of your first semester/quarter. Within a class, or through another experience at this college:							
1 = Strongly disagree, 2 = Disagree, 3 = Neutral, 4 = Agree, 5 = Strongly agree							
21a. I learned to improve my study skills (listening, note taking, highlighting readings, working with others, etc.) [COLLREAD]	LNDSTUDY	Less than full-time	3.85	3.99		3.97	
		Full-time	4.04	3.99		4.00	
21b. I learned to understand my academic strengths and weaknesses [COLLREAD]	LNDACAWK	Less than full-time	3.89	3.92		3.90	
		Full-time	4.01	3.93		3.94	
21c. I learned skills and strategies to improve my test-taking ability [COLLREAD]	LNDSKLLS	Less than full-time	3.57	3.67		3.63	
		Full-time	3.75	3.62		3.63	
One or more items in this benchmark are not suited to means calculations. Please see the Frequency Distribution that follows for these items.							

* The comparison group and cohort columns on this page EXCLUDE your college.

** T-test: 2-tailed

If a row contains less than 50 respondents, interpret the comparison results cautiously.

Survey of Entering Student Engagement - Edison State College (2012 Administration)

2012 Benchmark Frequency Distributions - Main Survey

Comparison Group: Extra-Large Colleges in the 2012 Cohort*

Entering Students Only - Breakout by Enrollment Status: Less Than Full-Time Students

[Unweighted]

Effective Track to College Readiness (COLLREAD)

Item	Variable	Responses	Your College		Ex-Large Colleges		2012 Cohort	
			Count	Percent	Count	Percent	Count	Percent
Item 12: Think about your experiences from the time of your decision to attend this college through the end of the first three weeks of your first semester/quarter.								
12a. Before I could register for classes, I was required to take a placement test (COMPASS, ASSET, ACCUPLACER, SAT, ACT, etc.) to assess my skills in reading, writing, and/or math [COLLREAD]	REQPTEST	Yes	151	88.3	4,888	87.3	23,171	86.9
		No	20	11.7	708	12.7	3,479	13.1
		Total	171	100.0	5,596	100.0	26,650	100.0
12b. I took a placement test (COMPASS, ASSET, ACCUPLACER, SAT, ACT, etc.) [COLLREAD]	TKPTEST	Yes	143	86.7	4,927	89.7	23,377	89.4
		No	22	13.3	568	10.3	2,764	10.6
		Total	165	100.0	5,495	100.0	26,141	100.0
Item 14								
14. This college required me to enroll in classes indicated by my placement test scores during my first semester/quarter [COLLREAD]	REQCLASS	Yes	134	78.4	4,184	75.1	19,760	74.6
		No	37	21.6	1,390	24.9	6,743	25.4
		Total	171	100.0	5,574	100.0	26,503	100.0
Item 21: Think about your experiences from the time of your decision to attend this college through the end of the first three weeks of your first semester/quarter. Within a class, or through another experience at this college:								
21a. I learned to improve my study skills (listening, note taking, highlighting readings, working with others, etc.) [COLLREAD]	LNDSTUDY	Strongly disagree	0	N/A	83	1.5	433	1.6
		Disagree	14	8.1	249	4.4	1,126	4.2
		Neutral	46	26.6	1,105	19.7	5,570	20.9
		Agree	65	37.6	2,375	42.4	11,136	41.8
		Strongly agree	48	27.7	1,791	32.0	8,392	31.5
		Total	173	100.0	5,603	100.0	26,657	100.0
21b. I learned to understand my academic strengths and weaknesses [COLLREAD]	LNDACAWK	Strongly disagree	0	N/A	58	1.0	351	1.3
		Disagree	10	5.8	238	4.3	1,177	4.4
		Neutral	38	22.1	1,312	23.5	6,415	24.1
		Agree	85	49.4	2,448	43.8	11,579	43.5
		Strongly agree	39	22.7	1,538	27.5	7,104	26.7
		Total	172	100.0	5,594	100.0	26,626	100.0
21c. I learned skills and strategies to improve my test-taking ability [COLLREAD]	LNSKLLS	Strongly disagree	5	2.9	137	2.4	672	2.5
		Disagree	19	11.0	540	9.7	2,613	9.8
		Neutral	53	30.8	1,705	30.5	8,533	32.0
		Agree	63	36.6	1,886	33.7	8,835	33.2
		Strongly agree	32	18.6	1,326	23.7	5,978	22.4
		Total	172	100.0	5,594	100.0	26,631	100.0

* The comparison group and cohort columns on this page EXCLUDE your college.

Survey of Entering Student Engagement - Edison State College (2012 Administration)

2012 Benchmark Frequency Distributions - Main Survey

Comparison Group: Extra-Large Colleges in the 2012 Cohort*

Entering Students Only - Breakout by Enrollment Status: Full-Time Students

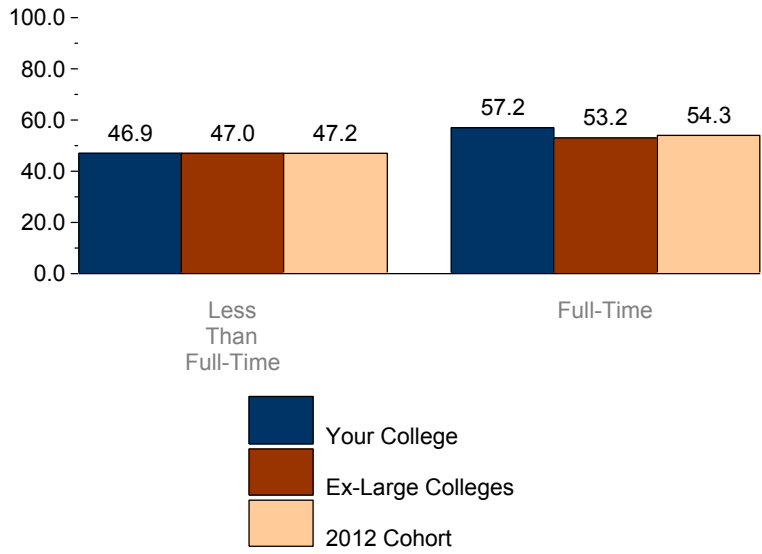
[Unweighted]

Effective Track to College Readiness (COLLREAD)

Item	Variable	Responses	Your College		Ex-Large Colleges		2012 Cohort	
			Count	Percent	Count	Percent	Count	Percent
Item 12: Think about your experiences from the time of your decision to attend this college through the end of the first three weeks of your first semester/quarter.								
12a. Before I could register for classes, I was required to take a placement test (COMPASS, ASSET, ACCUPLACER, SAT, ACT, etc.) to assess my skills in reading, writing, and/or math [COLLREAD]	REQPTEST	Yes	356	90.6	11,449	88.3	63,420	86.1
		No	37	9.4	1,518	11.7	10,208	13.9
		Total	393	100.0	12,967	100.0	73,628	100.0
12b. I took a placement test (COMPASS, ASSET, ACCUPLACER, SAT, ACT, etc.) [COLLREAD]	TKPTEST	Yes	363	94.8	11,735	91.7	65,540	90.2
		No	20	5.2	1,064	8.3	7,085	9.8
		Total	383	100.0	12,799	100.0	72,625	100.0
Item 14								
14. This college required me to enroll in classes indicated by my placement test scores during my first semester/quarter [COLLREAD]	REQCLASS	Yes	323	82.2	9,422	73.0	52,415	71.7
		No	70	17.8	3,491	27.0	20,728	28.3
		Total	393	100.0	12,913	100.0	73,143	100.0
Item 21: Think about your experiences from the time of your decision to attend this college through the end of the first three weeks of your first semester/quarter. Within a class, or through another experience at this college:								
21a. I learned to improve my study skills (listening, note taking, highlighting readings, working with others, etc.) [COLLREAD]	LNDSTUDY	Strongly disagree	5	1.3	197	1.5	1,179	1.6
		Disagree	22	5.6	551	4.2	2,971	4.0
		Neutral	71	17.9	2,631	20.3	14,639	19.9
		Agree	152	38.4	5,463	42.1	30,889	41.9
		Strongly agree	146	36.9	4,131	31.8	24,014	32.6
		Total	396	100.0	12,973	100.0	73,692	100.0
21b. I learned to understand my academic strengths and weaknesses [COLLREAD]	LNDACAWK	Strongly disagree	4	1.0	146	1.1	921	1.3
		Disagree	20	5.1	576	4.4	3,067	4.2
		Neutral	75	19.1	2,925	22.6	16,497	22.4
		Agree	164	41.8	5,714	44.1	32,494	44.1
		Strongly agree	129	32.9	3,602	27.8	20,671	28.1
		Total	392	100.0	12,963	100.0	73,650	100.0
21c. I learned skills and strategies to improve my test-taking ability [COLLREAD]	LNSKLLS	Strongly disagree	13	3.3	342	2.6	2,065	2.8
		Disagree	34	8.6	1,395	10.8	7,384	10.0
		Neutral	108	27.4	4,112	31.7	23,174	31.5
		Agree	121	30.7	4,153	32.0	23,933	32.5
		Strongly agree	118	29.9	2,960	22.8	17,081	23.2
		Total	394	100.0	12,962	100.0	73,637	100.0

* The comparison group and cohort columns on this page EXCLUDE your college.

Survey of Entering Student Engagement
Edison State College (2012 Administration)
2012 Benchmark Bar Chart - Main Survey
 Comparison Group: Extra-Large Colleges in the 2012 Cohort*
 Entering Students Only - Breakout by Enrollment Status
 [Unweighted]
 Engaged Learning (ENGAGLRN)



* The comparison group and cohort bars on this page INCLUDE your college.

Survey of Entering Student Engagement - Edison State College (2012 Administration)

2012 Benchmark Means Report - Main Survey

Comparison Group: Extra-Large Colleges in the 2012 Cohort*

Entering Students Only - Breakout by Enrollment Status

[Unweighted]

Engaged Learning (ENGAGLRN)

			Your College	Ex-Large Colleges		2012 Cohort	
Item	Variable	Breakout Group	Mean	Mean	Effect Size**	Mean	Effect Size**
Item 19: During the first three weeks of your first semester/quarter at this college, about how often did you do the following?							
1 = Never, 2 = Once, 3 = Two or three times, 4 = Four or more times							
19a. Ask questions in class or contribute to class discussions [ENGAGLRN]	ASKQUES	Less than full-time	2.76	2.81		2.83	
		Full-time	2.92	2.88		2.89	
19b. Prepare at least two drafts of a paper or assignment before turning it in [ENGAGLRN]	PREPDRFT	Less than full-time	2.05	2.13		2.15	
		Full-time	2.14	2.19		2.18	
19e. Participate in supplemental instruction (extra class sessions with an instructor, tutor, or experienced student) [ENGAGLRN]	SUPINSTR	Less than full-time	1.53	1.54		1.50	
		Full-time	1.55	1.56		1.54	
19g. Work with other students on a project or assignment during class [ENGAGLRN]	PINCLASS	Less than full-time	2.44	2.37		2.37	
		Full-time	2.55	2.53		2.55	
19h. Work with classmates outside of class on class projects or assignments [ENGAGLRN]	PREPOUTC	Less than full-time	1.49	1.46		1.45	
		Full-time	1.72	1.58		1.64	
19i. Participate in a required study group outside of class [ENGAGLRN]	GRPSTUDY	Less than full-time	1.25	1.26		1.24	
		Full-time	1.36	1.30		1.31	
19j. Participate in a student-initiated (not required) study group outside of class [ENGAGLRN]	NRGSTUDY	Less than full-time	1.24	1.22		1.23	
		Full-time	1.35	1.31		1.33	
19k. Use an electronic tool (e-mail, text messaging, Facebook, MySpace, class Web site, etc.) to communicate with another student about coursework [ENGAGLRN]	USEINTMG	Less than full-time	1.91	1.94		1.93	
		Full-time	2.24	2.19		2.24	
19l. Use an electronic tool (e-mail, text messaging, Facebook, MySpace, class Web site, etc.) to communicate with an instructor about coursework [ENGAGLRN]	MAILFAC	Less than full-time	2.17	2.05		2.04	
		Full-time	2.56	2.26	0.29**	2.27	0.27**
19m. Discuss an assignment or grade with an instructor [ENGAGLRN]	FACASSN	Less than full-time	1.95	2.02		2.02	
		Full-time	2.25	2.08		2.10	
19n. Ask for help from an instructor regarding questions or problems related to a class [ENGAGLRN]	CLASSREL	Less than full-time	2.26	2.32		2.31	
		Full-time	2.42	2.36		2.37	
19o. Receive prompt written or oral feedback from instructors on your performance [ENGAGLRN]	FEEDBACK	Less than full-time	2.23	2.25		2.29	
		Full-time	2.34	2.36		2.39	
19q. Discuss ideas from your readings or classes with instructors outside of class [ENGAGLRN]	FACIDOC	Less than full-time	1.42	1.51		1.49	
		Full-time	1.63	1.58		1.58	

* The comparison group and cohort columns on this page EXCLUDE your college.

** T-test: 2-tailed

If a row contains less than 50 respondents, interpret the comparison results cautiously.

Survey of Entering Student Engagement - Edison State College (2012 Administration)

2012 Benchmark Means Report - Main Survey

Comparison Group: Extra-Large Colleges in the 2012 Cohort*

Entering Students Only - Breakout by Enrollment Status

[Unweighted]

Engaged Learning (ENGAGLRN)

			Your College	Ex-Large Colleges		2012 Cohort	
Item	Variable	Breakout Group	Mean	Mean	Effect Size**	Mean	Effect Size**
Item 20.2: Think about your experiences from the time of your decision to attend this college through the end of the first three weeks of your first semester/quarter. How often did you use the following services?							
1 = Never, 2 = Once, 3 = Two or three times, 4 = Four or more times							
20.2d. Face-to-face tutoring [ENGAGLRN]	FFTUSE	Less than full-time	1.21	1.26		1.25	
		Full-time	1.32	1.29		1.28	
20.2f. Writing, math, or other skill lab [ENGAGLRN]	SKLABUSE	Less than full-time	1.99	1.74		1.75	
		Full-time	2.14	1.82	0.28**	1.81	0.29**
20.2h. Computer lab [ENGAGLRN]	COMLBUSE	Less than full-time	1.99	1.94		1.97	
		Full-time	2.21	2.14		2.22	

* The comparison group and cohort columns on this page EXCLUDE your college.

** T-test: 2-tailed

If a row contains less than 50 respondents, interpret the comparison results cautiously.

Survey of Entering Student Engagement - Edison State College (2012 Administration)

2012 Benchmark Frequency Distributions - Main Survey

Comparison Group: Extra-Large Colleges in the 2012 Cohort*

Entering Students Only - Breakout by Enrollment Status: Less Than Full-Time Students

[Unweighted]

Engaged Learning (ENGAGLRN)

Item	Variable	Responses	Your College		Ex-Large Colleges		2012 Cohort	
			Count	Percent	Count	Percent	Count	Percent
Item 19: During the first three weeks of your first semester/quarter at this college, about how often did you do the following?								
19a. Ask questions in class or contribute to class discussions [ENGAGLRN]	ASKQUES	Never	21	12.0	497	8.8	2,281	8.5
		Once	40	22.9	1,319	23.3	6,180	22.9
		Two or three times	74	42.3	2,586	45.7	12,390	46.0
		Four or more times	40	22.9	1,262	22.3	6,104	22.6
		Total	175	100.0	5,664	100.0	26,955	100.0
19b. Prepare at least two drafts of a paper or assignment before turning it in [ENGAGLRN]	PREPDRFT	Never	61	35.3	1,634	29.1	7,878	29.4
		Once	48	27.7	2,001	35.6	9,063	33.8
		Two or three times	58	33.5	1,604	28.5	7,891	29.5
		Four or more times	6	3.5	381	6.8	1,946	7.3
		Total	173	100.0	5,620	100.0	26,778	100.0
19e. Participate in supplemental instruction (extra class sessions with an instructor, tutor, or experienced student) [ENGAGLRN]	SUPINSTR	Never	116	66.7	3,816	67.6	18,657	69.5
		Once	33	19.0	887	15.7	4,157	15.5
		Two or three times	16	9.2	672	11.9	2,864	10.7
		Four or more times	9	5.2	267	4.7	1,166	4.3
		Total	174	100.0	5,642	100.0	26,844	100.0
19g. Work with other students on a project or assignment during class [ENGAGLRN]	PINCLASS	Never	47	26.9	1,399	24.8	6,770	25.2
		Once	29	16.6	1,482	26.2	6,800	25.3
		Two or three times	74	42.3	2,065	36.6	9,755	36.3
		Four or more times	25	14.3	702	12.4	3,543	13.2
		Total	175	100.0	5,648	100.0	26,868	100.0
19h. Work with classmates outside of class on class projects or assignments [ENGAGLRN]	PREPOUTC	Never	123	70.3	3,990	70.8	19,247	71.8
		Once	26	14.9	919	16.3	4,054	15.1
		Two or three times	19	10.9	535	9.5	2,583	9.6
		Four or more times	7	4.0	193	3.4	935	3.5
		Total	175	100.0	5,637	100.0	26,819	100.0
19i. Participate in a required study group outside of class [ENGAGLRN]	GRPSTUDY	Never	143	83.1	4,695	83.2	22,743	84.8
		Once	17	9.9	546	9.7	2,252	8.4
		Two or three times	10	5.8	301	5.3	1,313	4.9
		Four or more times	2	1.2	102	1.8	512	1.9
		Total	172	100.0	5,644	100.0	26,820	100.0
19j. Participate in a student-initiated (not required) study group outside of class [ENGAGLRN]	NRGSTUDY	Never	146	83.9	4,791	85.4	22,828	85.4
		Once	18	10.3	503	9.0	2,257	8.4
		Two or three times	7	4.0	226	4.0	1,183	4.4
		Four or more times	3	1.7	92	1.6	478	1.8
		Total	174	100.0	5,612	100.0	26,746	100.0

* The comparison group and cohort columns on this page EXCLUDE your college.

Survey of Entering Student Engagement - Edison State College (2012 Administration)

2012 Benchmark Frequency Distributions - Main Survey

Comparison Group: Extra-Large Colleges in the 2012 Cohort*

Entering Students Only - Breakout by Enrollment Status: Less Than Full-Time Students

[Unweighted]

Engaged Learning (ENGAGLRN)

Item	Variable	Responses	Your College		Ex-Large Colleges		2012 Cohort	
			Count	Percent	Count	Percent	Count	Percent
Item 19: During the first three weeks of your first semester/quarter at this college, about how often did you do the following?								
19k. Use an electronic tool (e-mail, text messaging, Facebook, MySpace, class Web site, etc.) to communicate with another student about coursework [ENGAGLRN]	USEINTMG	Never	89	51.4	2,742	48.4	13,336	49.6
		Once	33	19.1	1,198	21.2	5,456	20.3
		Two or three times	29	16.8	1,049	18.5	4,815	17.9
		Four or more times	22	12.7	671	11.9	3,295	12.2
		Total	173	100.0	5,660	100.0	26,902	100.0
19l. Use an electronic tool (e-mail, text messaging, Facebook, MySpace, class Web site, etc.) to communicate with an instructor about coursework [ENGAGLRN]	MAILFAC	Never	65	37.8	2,251	40.0	10,831	40.4
		Once	38	22.1	1,471	26.1	6,994	26.1
		Two or three times	44	25.6	1,272	22.6	6,026	22.5
		Four or more times	25	14.5	637	11.3	2,943	11.0
		Total	172	100.0	5,631	100.0	26,794	100.0
19m. Discuss an assignment or grade with an instructor [ENGAGLRN]	FACASSN	Never	69	40.1	1,983	35.2	9,266	34.5
		Once	53	30.8	1,896	33.7	9,376	34.9
		Two or three times	40	23.3	1,394	24.7	6,586	24.5
		Four or more times	10	5.8	360	6.4	1,602	6.0
		Total	172	100.0	5,633	100.0	26,830	100.0
19n. Ask for help from an instructor regarding questions or problems related to a class [ENGAGLRN]	CLASSREL	Never	50	29.2	1,355	24.1	6,629	24.7
		Once	50	29.2	1,741	30.9	8,307	31.0
		Two or three times	48	28.1	1,894	33.6	8,883	33.1
		Four or more times	23	13.5	640	11.4	3,018	11.2
		Total	171	100.0	5,630	100.0	26,837	100.0
19o. Receive prompt written or oral feedback from instructors on your performance [ENGAGLRN]	FEEDBACK	Never	53	30.8	1,609	28.6	7,270	27.2
		Once	43	25.0	1,669	29.6	7,826	29.2
		Two or three times	60	34.9	1,692	30.1	8,427	31.5
		Four or more times	16	9.3	660	11.7	3,251	12.1
		Total	172	100.0	5,630	100.0	26,774	100.0
19q. Discuss ideas from your readings or classes with instructors outside of class [ENGAGLRN]	FACIDOC	Never	128	74.0	3,850	68.3	18,498	69.0
		Once	25	14.5	959	17.0	4,506	16.8
		Two or three times	12	6.9	590	10.5	2,746	10.2
		Four or more times	8	4.6	240	4.3	1,072	4.0
		Total	173	100.0	5,639	100.0	26,822	100.0
Item 20.2: Think about your experiences from the time of your decision to attend this college through the end of the first three weeks of your first semester/quarter. How often did you use the following services?								
20.2d. Face-to-face tutoring [ENGAGLRN]	FFTUSE	Never	146	86.4	4,537	84.7	21,547	84.6
		Once	13	7.7	411	7.7	2,064	8.1
		Two or three times	7	4.1	225	4.2	1,123	4.4
		Four or more times	3	1.8	185	3.5	721	2.8
		Total	169	100.0	5,358	100.0	25,455	100.0

* The comparison group and cohort columns on this page EXCLUDE your college.

Survey of Entering Student Engagement - Edison State College (2012 Administration)

2012 Benchmark Frequency Distributions - Main Survey

Comparison Group: Extra-Large Colleges in the 2012 Cohort*

Entering Students Only - Breakout by Enrollment Status: Less Than Full-Time Students

[Unweighted]

Engaged Learning (ENGAGLRN)

Item	Variable	Responses	Your College		Ex-Large Colleges		2012 Cohort	
			Count	Percent	Count	Percent	Count	Percent
Item 20.2: Think about your experiences from the time of your decision to attend this college through the end of the first three weeks of your first semester/quarter. How often did you use the following services?								
20.2f. Writing, math, or other skill lab [ENGAGLRN]	SKLABUSE	Never	87	52.4	3,375	63.3	16,032	63.3
		Once	26	15.7	655	12.3	3,036	12.0
		Two or three times	21	12.7	597	11.2	2,786	11.0
		Four or more times	32	19.3	706	13.2	3,466	13.7
		Total	166	100.0	5,333	100.0	25,320	100.0
20.2h. Computer lab [ENGAGLRN]	COMLBUSE	Never	91	55.2	2,798	52.0	12,954	50.7
		Once	18	10.9	951	17.7	4,397	17.2
		Two or three times	23	13.9	807	15.0	4,113	16.1
		Four or more times	33	20.0	825	15.3	4,075	16.0
		Total	165	100.0	5,381	100.0	25,539	100.0

* The comparison group and cohort columns on this page EXCLUDE your college.

Survey of Entering Student Engagement - Edison State College (2012 Administration)

2012 Benchmark Frequency Distributions - Main Survey

Comparison Group: Extra-Large Colleges in the 2012 Cohort*

Entering Students Only - Breakout by Enrollment Status: Full-Time Students

[Unweighted]

Engaged Learning (ENGAGLRN)

			Your College		Ex-Large Colleges		2012 Cohort	
Item	Variable	Responses	Count	Percent	Count	Percent	Count	Percent
Item 19: During the first three weeks of your first semester/quarter at this college, about how often did you do the following?								
19a. Ask questions in class or contribute to class discussions [ENGAGLRN]	ASKQUES	Never	22	5.5	907	6.9	5,130	6.9
		Once	84	21.0	2,944	22.5	16,164	21.7
		Two or three times	197	49.3	6,048	46.1	34,797	46.8
		Four or more times	97	24.3	3,213	24.5	18,277	24.6
		Total	400	100.0	13,112	100.0	74,368	100.0
19b. Prepare at least two drafts of a paper or assignment before turning it in [ENGAGLRN]	PREPDRFT	Never	115	28.9	3,371	25.8	20,190	27.3
		Once	144	36.2	4,820	36.9	26,018	35.1
		Two or three times	109	27.4	3,928	30.0	22,458	30.3
		Four or more times	30	7.5	959	7.3	5,422	7.3
		Total	398	100.0	13,078	100.0	74,088	100.0
19e. Participate in supplemental instruction (extra class sessions with an instructor, tutor, or experienced student) [ENGAGLRN]	SUPINSTR	Never	271	67.8	8,750	66.8	50,085	67.5
		Once	61	15.3	2,104	16.1	12,093	16.3
		Two or three times	46	11.5	1,534	11.7	8,248	11.1
		Four or more times	22	5.5	713	5.4	3,762	5.1
		Total	400	100.0	13,101	100.0	74,188	100.0
19g. Work with other students on a project or assignment during class [ENGAGLRN]	PINCLASS	Never	64	16.0	2,398	18.3	13,356	18.0
		Once	111	27.7	3,378	25.8	18,813	25.4
		Two or three times	169	42.1	5,339	40.8	30,047	40.5
		Four or more times	57	14.2	1,965	15.0	11,958	16.1
		Total	401	100.0	13,080	100.0	74,174	100.0
19h. Work with classmates outside of class on class projects or assignments [ENGAGLRN]	PREPOUTC	Never	221	55.8	8,307	63.7	45,190	61.1
		Once	91	23.0	2,535	19.4	14,130	19.1
		Two or three times	58	14.6	1,624	12.4	10,491	14.2
		Four or more times	26	6.6	583	4.5	4,160	5.6
		Total	396	100.0	13,049	100.0	73,971	100.0
19i. Participate in a required study group outside of class [ENGAGLRN]	GRPSTUDY	Never	308	77.8	10,652	81.4	60,253	81.3
		Once	48	12.1	1,303	10.0	7,039	9.5
		Two or three times	25	6.3	802	6.1	4,631	6.2
		Four or more times	15	3.8	324	2.5	2,191	3.0
		Total	396	100.0	13,081	100.0	74,114	100.0
19j. Participate in a student-initiated (not required) study group outside of class [ENGAGLRN]	NRGSTUDY	Never	316	80.0	10,475	80.5	58,819	79.5
		Once	34	8.6	1,387	10.7	7,867	10.6
		Two or three times	30	7.6	834	6.4	4,975	6.7
		Four or more times	15	3.8	324	2.5	2,286	3.1
		Total	395	100.0	13,020	100.0	73,947	100.0

* The comparison group and cohort columns on this page EXCLUDE your college.

Survey of Entering Student Engagement - Edison State College (2012 Administration)

2012 Benchmark Frequency Distributions - Main Survey

Comparison Group: Extra-Large Colleges in the 2012 Cohort*

Entering Students Only - Breakout by Enrollment Status: Full-Time Students

[Unweighted]

Engaged Learning (ENGAGLRN)

			Your College		Ex-Large Colleges		2012 Cohort	
Item	Variable	Responses	Count	Percent	Count	Percent	Count	Percent
Item 19: During the first three weeks of your first semester/quarter at this college, about how often did you do the following?								
19k. Use an electronic tool (e-mail, text messaging, Facebook, MySpace, class Web site, etc.) to communicate with another student about coursework [ENGAGLRN]	USEINTMG	Never	138	34.6	4,899	37.4	27,046	36.4
		Once	94	23.6	3,052	23.3	16,310	22.0
		Two or three times	100	25.1	2,938	22.4	17,083	23.0
		Four or more times	67	16.8	2,210	16.9	13,828	18.6
		Total	399	100.0	13,099	100.0	74,267	100.0
19l. Use an electronic tool (e-mail, text messaging, Facebook, MySpace, class Web site, etc.) to communicate with an instructor about coursework [ENGAGLRN]	MAILFAC	Never	80	20.3	4,121	31.6	23,354	31.6
		Once	95	24.1	3,400	26.1	18,758	25.4
		Two or three times	137	34.7	3,533	27.1	20,072	27.1
		Four or more times	83	21.0	1,989	15.2	11,773	15.9
		Total	395	100.0	13,043	100.0	73,957	100.0
19m. Discuss an assignment or grade with an instructor [ENGAGLRN]	FACASSN	Never	95	23.8	4,238	32.4	23,425	31.6
		Once	141	35.3	4,515	34.5	25,523	34.4
		Two or three times	133	33.3	3,359	25.7	19,572	26.4
		Four or more times	30	7.5	958	7.3	5,614	7.6
		Total	399	100.0	13,070	100.0	74,134	100.0
19n. Ask for help from an instructor regarding questions or problems related to a class [ENGAGLRN]	CLASSREL	Never	85	21.3	2,964	22.7	16,747	22.6
		Once	119	29.8	4,100	31.3	22,585	30.5
		Two or three times	136	34.1	4,406	33.7	25,391	34.2
		Four or more times	59	14.8	1,613	12.3	9,446	12.7
		Total	399	100.0	13,083	100.0	74,169	100.0
19o. Receive prompt written or oral feedback from instructors on your performance [ENGAGLRN]	FEEDBACK	Never	95	23.8	3,102	23.7	17,050	23.0
		Once	123	30.8	3,830	29.3	21,091	28.5
		Two or three times	132	33.1	4,408	33.7	25,687	34.7
		Four or more times	49	12.3	1,730	13.2	10,211	13.8
		Total	399	100.0	13,070	100.0	74,039	100.0
19q. Discuss ideas from your readings or classes with instructors outside of class [ENGAGLRN]	FACIDOC	Never	242	61.1	8,346	63.9	47,080	63.6
		Once	80	20.2	2,531	19.4	14,319	19.3
		Two or three times	54	13.6	1,544	11.8	9,036	12.2
		Four or more times	20	5.1	636	4.9	3,647	4.9
		Total	396	100.0	13,057	100.0	74,082	100.0
Item 20.2: Think about your experiences from the time of your decision to attend this college through the end of the first three weeks of your first semester/quarter. How often did you use the following services?								
20.2d. Face-to-face tutoring [ENGAGLRN]	FFTUSE	Never	306	80.5	10,343	82.8	59,285	83.3
		Once	39	10.3	1,084	8.7	6,218	8.7
		Two or three times	22	5.8	621	5.0	3,396	4.8
		Four or more times	13	3.4	443	3.5	2,257	3.2
		Total	380	100.0	12,491	100.0	71,156	100.0

* The comparison group and cohort columns on this page EXCLUDE your college.

Survey of Entering Student Engagement - Edison State College (2012 Administration)

2012 Benchmark Frequency Distributions - Main Survey

Comparison Group: Extra-Large Colleges in the 2012 Cohort*

Entering Students Only - Breakout by Enrollment Status: Full-Time Students

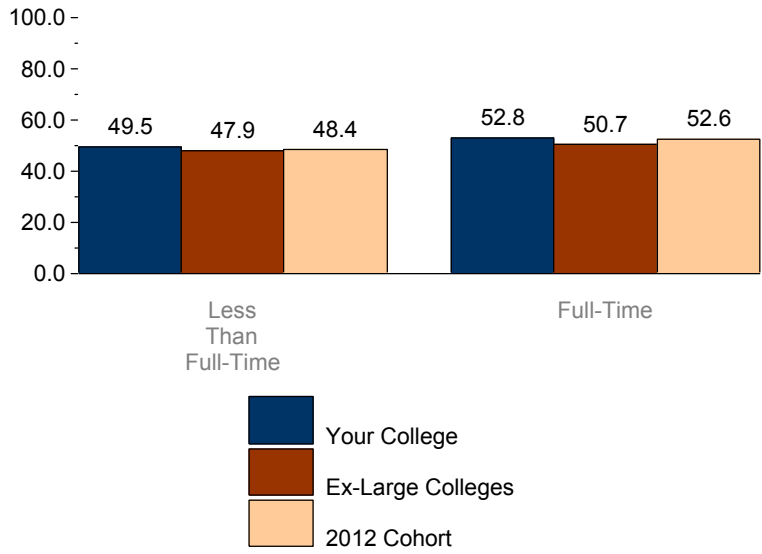
[Unweighted]

Engaged Learning (ENGAGLRN)

Item	Variable	Responses	Your College		Ex-Large Colleges		2012 Cohort	
			Count	Percent	Count	Percent	Count	Percent
Item 20.2: Think about your experiences from the time of your decision to attend this college through the end of the first three weeks of your first semester/quarter. How often did you use the following services?								
20.2f. Writing, math, or other skill lab [ENGAGLRN]	SKLABUSE	Never	176	46.2	7,483	60.1	43,498	61.5
		Once	64	16.8	1,582	12.7	8,268	11.7
		Two or three times	53	13.9	1,507	12.1	8,120	11.5
		Four or more times	88	23.1	1,881	15.1	10,836	15.3
		Total	381	100.0	12,453	100.0	70,722	100.0
20.2h. Computer lab [ENGAGLRN]	COMLBUSE	Never	152	40.6	5,588	44.6	29,912	41.9
		Once	74	19.8	2,186	17.4	12,050	16.9
		Two or three times	65	17.4	2,142	17.1	13,233	18.5
		Four or more times	83	22.2	2,619	20.9	16,179	22.7
		Total	374	100.0	12,535	100.0	71,374	100.0

* The comparison group and cohort columns on this page EXCLUDE your college.

Survey of Entering Student Engagement
Edison State College (2012 Administration)
2012 Benchmark Bar Chart - Main Survey
 Comparison Group: Extra-Large Colleges in the 2012 Cohort*
 Entering Students Only - Breakout by Enrollment Status
 [Unweighted]
 Academic and Social Support (ACSOCSUP)



* The comparison group and cohort bars on this page INCLUDE your college.

Survey of Entering Student Engagement - Edison State College (2012 Administration)

2012 Benchmark Means Report - Main Survey

Comparison Group: Extra-Large Colleges in the 2012 Cohort*

Entering Students Only - Breakout by Enrollment Status

[Unweighted]

Academic and Social Support (ACSOCSUP)

			Your College	Ex-Large Colleges		2012 Cohort	
Item	Variable	Breakout Group	Mean	Mean	Effect Size**	Mean	Effect Size**
Item 18: Think about your experiences from the time of your decision to attend this college through the end of the first three weeks of your first semester/quarter.							
1 = Strongly disagree, 2 = Disagree, 3 = Neutral, 4 = Agree, 5 = Strongly agree							
18l. All instructors clearly explained academic and student support services available at this college [ACSOCSUP]	RESOURCE	Less than full-time	3.88	3.79		3.79	
		Full-time	3.93	3.79		3.82	
18m. All instructors clearly explained course grading policies [ACSOCSUP]	GRADEPOL	Less than full-time	4.31	4.27		4.25	
		Full-time	4.36	4.27		4.28	
18n. All instructors clearly explained course syllabi (syllabuses) [ACSOCSUP]	SYLLABI	Less than full-time	4.39	4.37		4.36	
		Full-time	4.43	4.38		4.38	
18o. I knew how to get in touch with my instructors outside of class [ACSOCSUP]	FACMEET	Less than full-time	4.32	4.26		4.25	
		Full-time	4.42	4.27		4.29	
18q. At least one other student whom I didn't previously know learned my name [ACSOCSUP]	OSTUDNAM	Less than full-time	4.11	4.01		4.03	
		Full-time	4.17	4.19		4.26	
18r. At least one instructor learned my name [ACSOCSUP]	FACNAM	Less than full-time	4.13	4.16		4.21	
		Full-time	4.25	4.26		4.32	
18s. I learned the name of at least one other student in most of my classes [ACSOCSUP]	STUNAM	Less than full-time	4.13	4.15		4.16	
		Full-time	4.23	4.26		4.32	

* The comparison group and cohort columns on this page EXCLUDE your college.

** T-test: 2-tailed

If a row contains less than 50 respondents, interpret the comparison results cautiously.

Survey of Entering Student Engagement - Edison State College (2012 Administration)

2012 Benchmark Frequency Distributions - Main Survey

Comparison Group: Extra-Large Colleges in the 2012 Cohort*

Entering Students Only - Breakout by Enrollment Status: Less Than Full-Time Students

[Unweighted]

Academic and Social Support (ACSOCSUP)

Item	Variable	Responses	Your College		Ex-Large Colleges		2012 Cohort	
			Count	Percent	Count	Percent	Count	Percent
Item 18: Think about your experiences from the time of your decision to attend this college through the end of the first three weeks of your first semester/quarter.								
18l. All instructors clearly explained academic and student support services available at this college [ACSOCSUP]	RESOURCE	Strongly disagree	1	0.6	163	2.9	653	2.4
		Disagree	16	9.3	502	8.9	2,399	9.0
		Neutral	30	17.4	1,142	20.3	5,594	20.9
		Agree	80	46.5	2,384	42.4	11,235	42.0
		Strongly agree	45	26.2	1,428	25.4	6,851	25.6
		Total	172	100.0	5,619	100.0	26,732	100.0
18m. All instructors clearly explained course grading policies [ACSOCSUP]	GRADEPOL	Strongly disagree	1	0.6	36	0.6	156	0.6
		Disagree	3	1.8	106	1.9	561	2.1
		Neutral	9	5.3	492	8.7	2,490	9.3
		Agree	87	51.2	2,674	47.5	12,649	47.3
		Strongly agree	70	41.2	2,318	41.2	10,890	40.7
		Total	170	100.0	5,626	100.0	26,746	100.0
18n. All instructors clearly explained course syllabi (syllabuses) [ACSOCSUP]	SYLLABI	Strongly disagree	0	N/A	19	0.3	105	0.4
		Disagree	3	1.7	85	1.5	470	1.8
		Neutral	10	5.8	377	6.7	1,882	7.0
		Agree	76	44.2	2,475	43.9	11,626	43.5
		Strongly agree	83	48.3	2,677	47.5	12,656	47.3
		Total	172	100.0	5,633	100.0	26,739	100.0
18o. I knew how to get in touch with my instructors outside of class [ACSOCSUP]	FACMEET	Strongly disagree	0	N/A	41	0.7	217	0.8
		Disagree	5	2.9	142	2.5	774	2.9
		Neutral	12	7.0	536	9.5	2,479	9.3
		Agree	78	45.6	2,477	44.1	11,816	44.1
		Strongly agree	76	44.4	2,427	43.2	11,478	42.9
		Total	171	100.0	5,623	100.0	26,764	100.0
18q. At least one other student whom I didn't previously know learned my name [ACSOCSUP]	OSTUDNAM	Strongly disagree	2	1.2	196	3.5	871	3.3
		Disagree	10	5.9	381	6.8	1,709	6.4
		Neutral	21	12.4	681	12.1	3,331	12.4
		Agree	72	42.4	2,269	40.4	10,818	40.4
		Strongly agree	65	38.2	2,096	37.3	10,036	37.5
		Total	170	100.0	5,623	100.0	26,765	100.0
18r. At least one instructor learned my name [ACSOCSUP]	FACNAM	Strongly disagree	5	2.9	133	2.4	485	1.8
		Disagree	6	3.5	250	4.5	1,062	4.0
		Neutral	18	10.5	581	10.3	2,528	9.5
		Agree	74	43.3	2,261	40.3	11,047	41.4
		Strongly agree	68	39.8	2,392	42.6	11,583	43.4
		Total	171	100.0	5,617	100.0	26,705	100.0

* The comparison group and cohort columns on this page EXCLUDE your college.

Survey of Entering Student Engagement - Edison State College (2012 Administration)

2012 Benchmark Frequency Distributions - Main Survey

Comparison Group: Extra-Large Colleges in the 2012 Cohort*

Entering Students Only - Breakout by Enrollment Status: Less Than Full-Time Students

[Unweighted]

Academic and Social Support (ACSOCSUP)

Item	Variable	Responses	Your College		Ex-Large Colleges		2012 Cohort	
			Count	Percent	Count	Percent	Count	Percent
Item 18: Think about your experiences from the time of your decision to attend this college through the end of the first three weeks of your first semester/quarter.								
18s. I learned the name of at least one other student in most of my classes [ACSOCSUP]	STUNAM	Strongly disagree	5	2.9	133	2.4	579	2.2
		Disagree	10	5.8	280	5.0	1,313	4.9
		Neutral	13	7.6	573	10.2	2,617	9.8
		Agree	73	42.7	2,289	40.7	10,919	40.8
		Strongly agree	70	40.9	2,348	41.8	11,345	42.4
		Total	171	100.0	5,623	100.0	26,773	100.0

* The comparison group and cohort columns on this page EXCLUDE your college.

Survey of Entering Student Engagement - Edison State College (2012 Administration)

2012 Benchmark Frequency Distributions - Main Survey

Comparison Group: Extra-Large Colleges in the 2012 Cohort*

Entering Students Only - Breakout by Enrollment Status: Full-Time Students

[Unweighted]

Academic and Social Support (ACSOCSUP)

Item	Variable	Responses	Your College		Ex-Large Colleges		2012 Cohort	
			Count	Percent	Count	Percent	Count	Percent
Item 18: Think about your experiences from the time of your decision to attend this college through the end of the first three weeks of your first semester/quarter.								
18l. All instructors clearly explained academic and student support services available at this college [ACSOCSUP]	RESOURCE	Strongly disagree	10	2.5	299	2.3	1,612	2.2
		Disagree	27	6.8	1,203	9.2	6,353	8.6
		Neutral	67	16.9	2,737	21.0	15,018	20.3
		Agree	171	43.1	5,463	42.0	31,474	42.6
		Strongly agree	122	30.7	3,315	25.5	19,374	26.2
		Total	397	100.0	13,017	100.0	73,831	100.0
18m. All instructors clearly explained course grading policies [ACSOCSUP]	GRADEPOL	Strongly disagree	1	0.3	83	0.6	393	0.5
		Disagree	6	1.5	288	2.2	1,527	2.1
		Neutral	30	7.6	1,099	8.4	6,217	8.4
		Agree	171	43.2	6,095	46.7	34,279	46.4
		Strongly agree	188	47.5	5,478	42.0	31,460	42.6
		Total	396	100.0	13,043	100.0	73,876	100.0
18n. All instructors clearly explained course syllabi (syllabuses) [ACSOCSUP]	SYLLABI	Strongly disagree	0	N/A	50	0.4	298	0.4
		Disagree	6	1.5	210	1.6	1,187	1.6
		Neutral	27	6.8	821	6.3	4,738	6.4
		Agree	152	38.4	5,586	42.9	31,402	42.5
		Strongly agree	211	53.3	6,349	48.8	36,189	49.0
		Total	396	100.0	13,016	100.0	73,814	100.0
18o. I knew how to get in touch with my instructors outside of class [ACSOCSUP]	FACMEET	Strongly disagree	2	0.5	101	0.8	449	0.6
		Disagree	3	0.8	291	2.2	1,714	2.3
		Neutral	30	7.6	1,223	9.4	6,486	8.8
		Agree	154	38.8	5,800	44.5	32,791	44.3
		Strongly agree	208	52.4	5,633	43.2	32,512	44.0
		Total	397	100.0	13,048	100.0	73,952	100.0
18q. At least one other student whom I didn't previously know learned my name [ACSOCSUP]	OSTUDNAM	Strongly disagree	11	2.8	295	2.3	1,373	1.9
		Disagree	21	5.3	533	4.1	2,471	3.3
		Neutral	34	8.6	1,251	9.6	6,153	8.3
		Agree	155	39.0	5,266	40.4	29,603	40.0
		Strongly agree	176	44.3	5,704	43.7	34,357	46.5
		Total	397	100.0	13,049	100.0	73,957	100.0
18r. At least one instructor learned my name [ACSOCSUP]	FACNAM	Strongly disagree	5	1.3	240	1.8	986	1.3
		Disagree	20	5.1	471	3.6	2,108	2.9
		Neutral	33	8.3	1,037	8.0	5,089	6.9
		Agree	150	37.9	5,251	40.3	29,409	39.8
		Strongly agree	188	47.5	6,020	46.2	36,213	49.1
		Total	396	100.0	13,019	100.0	73,805	100.0

* The comparison group and cohort columns on this page EXCLUDE your college.

Survey of Entering Student Engagement - Edison State College (2012 Administration)

2012 Benchmark Frequency Distributions - Main Survey

Comparison Group: Extra-Large Colleges in the 2012 Cohort*

Entering Students Only - Breakout by Enrollment Status: Full-Time Students

[Unweighted]

Academic and Social Support (ACSOCSUP)

Item	Variable	Responses	Your College		Ex-Large Colleges		2012 Cohort	
			Count	Percent	Count	Percent	Count	Percent
Item 18: Think about your experiences from the time of your decision to attend this college through the end of the first three weeks of your first semester/quarter.								
18s. I learned the name of at least one other student in most of my classes [ACSOCSUP]	STUNAM	Strongly disagree	5	1.3	200	1.5	933	1.3
		Disagree	21	5.3	536	4.1	2,402	3.2
		Neutral	36	9.1	1,075	8.2	5,275	7.1
		Agree	149	37.5	5,122	39.2	28,798	38.9
		Strongly agree	186	46.9	6,118	46.9	36,591	49.4
		Total	397	100.0	13,051	100.0	73,999	100.0

* The comparison group and cohort columns on this page EXCLUDE your college.