

Survey of Entering Student Engagement - Edison State College (2013 Administration)

2013 Benchmark Scores Report - Main Survey

Comparison Group: Extra-Large Colleges in the 2013 Cohort*

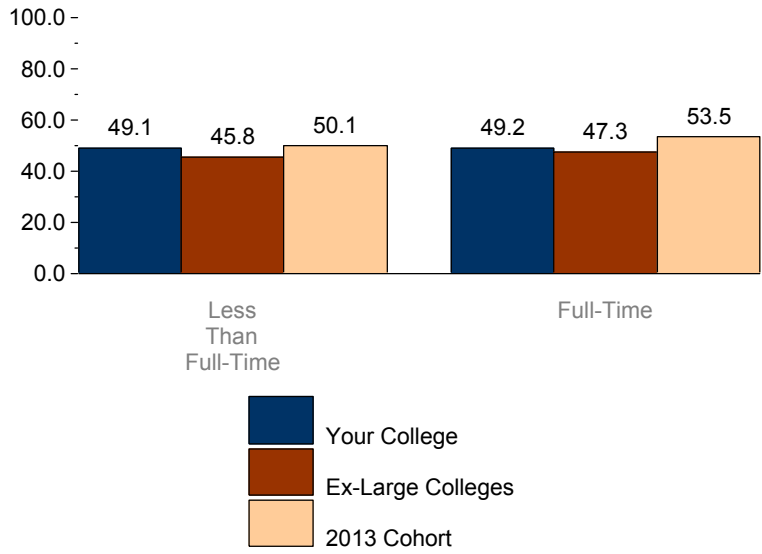
Entering Students Only - Breakout by Enrollment Status

[Unweighted]

Benchmark	Breakout Group	Your College	Ex-Large Colleges		2013 Cohort	
		Score	Score	Difference	Score	Difference
Early Connections	Less than full-time	49.1	45.8	3.4	50.1	-0.9
	Full-time	49.2	47.3	1.8	53.5	-4.3
High Expectations and Aspirations	Less than full-time	50.0	49.4	0.6	49.8	0.2
	Full-time	50.9	48.5	2.4	49.6	1.3
Clear Academic Plan and Pathway	Less than full-time	53.2	46.8	6.5	50.4	2.8
	Full-time	54.6	48.8	5.9	52.0	2.6
Effective Track to College Readiness	Less than full-time	47.5	49.7	-2.2	49.9	-2.5
	Full-time	49.5	49.0	0.5	50.7	-1.2
Engaged Learning	Less than full-time	52.8	47.6	5.2	47.3	5.5
	Full-time	54.6	53.3	1.3	54.4	0.2
Academic and Social Support Network	Less than full-time	47.3	48.5	-1.2	48.0	-0.7
	Full-time	50.1	51.1	-1.0	52.5	-2.3

* The comparison group and cohort columns on this page INCLUDE your college.

Survey of Entering Student Engagement
Edison State College (2013 Administration)
2013 Benchmark Bar Chart - Main Survey
 Comparison Group: Extra-Large Colleges in the 2013 Cohort*
 Entering Students Only - Breakout by Enrollment Status
 [Unweighted]
 Early Connections (EARLYCON)



* The comparison group and cohort bars on this page INCLUDE your college.

Survey of Entering Student Engagement - Edison State College (2013 Administration)

2013 Benchmark Means Report - Main Survey

Comparison Group: Extra-Large Colleges in the 2013 Cohort*

Entering Students Only - Breakout by Enrollment Status

[Unweighted]

Early Connections (EARLYCON)

			Your College	Ex-Large Colleges		2013 Cohort	
Item	Variable	Breakout Group	Mean	Mean	Effect Size**	Mean	Effect Size**
Item 18: Think about your experiences from the time of your decision to attend this college through the end of the first three weeks of your first semester/quarter.							
1 = Strongly disagree, 2 = Disagree, 3 = Neutral, 4 = Agree, 5 = Strongly agree							
18a. The very first time I came to this college I felt welcome [EARLYCON]	WELCOME	Less than full-time	4.01	3.94		3.96	
		Full-time	3.99	3.96		4.02	
18i. The college provided me with adequate information about financial assistance (scholarships, grants, loans, etc.) [EARLYCON]	FAINFO	Less than full-time	3.35	3.33		3.36	
		Full-time	3.46	3.41		3.51	
18j. A college staff member helped me determine whether I qualified for financial assistance [EARLYCON]	QUALFA	Less than full-time	3.06	2.91		2.96	
		Full-time	2.92	2.95		3.07	
18p. At least one college staff member (other than an instructor) learned my name [EARLYCON]	CSTAFNAM	Less than full-time	3.16	3.04		3.13	
		Full-time	3.18	3.10		3.29	
One or more items in this benchmark are not suited to means calculations. Please see the Frequency Distribution that follows for these items.							

* The comparison group and cohort columns on this page EXCLUDE your college.

** T-test: 2-tailed

If a row contains less than 50 respondents, interpret the comparison results cautiously.

Survey of Entering Student Engagement - Edison State College (2013 Administration)

2013 Benchmark Frequency Distributions - Main Survey

Comparison Group: Extra-Large Colleges in the 2013 Cohort*

Entering Students Only - Breakout by Enrollment Status: Less Than Full-Time Students

[Unweighted]

Early Connections (EARLYCON)

			Your College		Ex-Large Colleges		2013 Cohort	
Item	Variable	Responses	Count	Percent	Count	Percent	Count	Percent
Item 18: Think about your experiences from the time of your decision to attend this college through the end of the first three weeks of your first semester/quarter.								
18a. The very first time I came to this college I felt welcome [EARLYCON]	WELCOME	Strongly disagree	0	N/A	65	1.0	249	0.9
		Disagree	3	1.5	142	2.3	579	2.2
		Neutral	44	21.4	1,585	25.3	6,533	24.5
		Agree	107	51.9	2,820	45.0	12,002	45.0
		Strongly agree	52	25.2	1,660	26.5	7,288	27.3
		Total	206	100.0	6,272	100.0	26,651	100.0
18i. The college provided me with adequate information about financial assistance (scholarships, grants, loans, etc.) [EARLYCON]	FAINFO	Strongly disagree	17	8.3	488	7.8	2,084	7.8
		Disagree	28	13.6	1,013	16.2	4,207	15.8
		Neutral	56	27.2	1,762	28.2	7,125	26.8
		Agree	75	36.4	1,930	30.9	8,365	31.5
		Strongly agree	30	14.6	1,057	16.9	4,789	18.0
		Total	206	100.0	6,250	100.0	26,570	100.0
18j. A college staff member helped me determine whether I qualified for financial assistance [EARLYCON]	QUALFA	Strongly disagree	21	10.2	780	12.5	3,179	12.0
		Disagree	51	24.8	1,727	27.8	7,183	27.1
		Neutral	52	25.2	1,723	27.7	7,001	26.4
		Agree	58	28.2	1,282	20.6	5,677	21.4
		Strongly agree	24	11.7	708	11.4	3,434	13.0
		Total	206	100.0	6,220	100.0	26,474	100.0
18p. At least one college staff member (other than an instructor) learned my name [EARLYCON]	CSTAFNAM	Strongly disagree	26	12.6	994	15.9	3,835	14.4
		Disagree	45	21.8	1,500	24.0	5,927	22.3
		Neutral	40	19.4	1,184	19.0	5,128	19.3
		Agree	61	29.6	1,390	22.3	6,261	23.6
		Strongly agree	34	16.5	1,174	18.8	5,416	20.4
		Total	206	100.0	6,242	100.0	26,567	100.0
Item 23								
23. Was a specific person assigned to you so you could see him/her each time you needed information or assistance?	ASNPERS	Yes	49	24.6	1,294	21.3	6,212	24.2
		No	150	75.4	4,767	78.7	19,475	75.8
		Total	199	100.0	6,061	100.0	25,687	100.0

* The comparison group and cohort columns on this page EXCLUDE your college.

Survey of Entering Student Engagement - Edison State College (2013 Administration)

2013 Benchmark Frequency Distributions - Main Survey

Comparison Group: Extra-Large Colleges in the 2013 Cohort*

Entering Students Only - Breakout by Enrollment Status: Full-Time Students

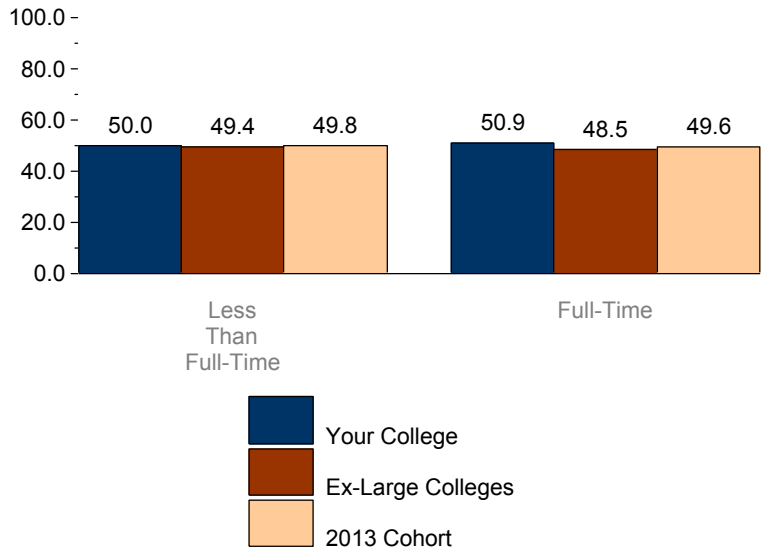
[Unweighted]

Early Connections (EARLYCON)

			Your College		Ex-Large Colleges		2013 Cohort	
Item	Variable	Responses	Count	Percent	Count	Percent	Count	Percent
Item 18: Think about your experiences from the time of your decision to attend this college through the end of the first three weeks of your first semester/quarter.								
18a. The very first time I came to this college I felt welcome [EARLYCON]	WELCOME	Strongly disagree	3	0.7	115	0.8	518	0.7
		Disagree	6	1.3	308	2.2	1,414	1.9
		Neutral	112	24.9	3,400	24.4	16,409	22.0
		Agree	200	44.4	6,355	45.6	34,048	45.7
		Strongly agree	129	28.7	3,767	27.0	22,035	29.6
		Total	450	100.0	13,945	100.0	74,424	100.0
18i. The college provided me with adequate information about financial assistance (scholarships, grants, loans, etc.) [EARLYCON]	FAINFO	Strongly disagree	31	6.9	972	7.0	4,460	6.0
		Disagree	68	15.2	2,133	15.3	10,046	13.5
		Neutral	108	24.1	3,616	26.0	18,397	24.8
		Agree	148	33.0	4,599	33.0	25,684	34.6
		Strongly agree	93	20.8	2,608	18.7	15,692	21.1
		Total	448	100.0	13,928	100.0	74,279	100.0
18j. A college staff member helped me determine whether I qualified for financial assistance [EARLYCON]	QUALFA	Strongly disagree	56	12.6	1,704	12.3	7,949	10.7
		Disagree	134	30.0	3,817	27.5	18,655	25.2
		Neutral	106	23.8	3,576	25.8	18,896	25.5
		Agree	90	20.2	2,990	21.5	17,295	23.4
		Strongly agree	60	13.5	1,795	12.9	11,253	15.2
		Total	446	100.0	13,882	100.0	74,048	100.0
18p. At least one college staff member (other than an instructor) learned my name [EARLYCON]	CSTAFNAM	Strongly disagree	71	15.8	2,211	15.9	9,558	12.9
		Disagree	91	20.3	3,221	23.2	14,998	20.2
		Neutral	78	17.4	2,402	17.3	12,494	16.8
		Agree	103	22.9	3,103	22.3	18,729	25.2
		Strongly agree	106	23.6	2,970	21.4	18,448	24.9
		Total	449	100.0	13,907	100.0	74,227	100.0
Item 23								
23. Was a specific person assigned to you so you could see him/her each time you needed information or assistance?	ASNPERS	Yes	111	25.4	2,965	22.0	20,055	27.8
		No	326	74.6	10,510	78.0	51,959	72.2
		Total	437	100.0	13,475	100.0	72,014	100.0

* The comparison group and cohort columns on this page EXCLUDE your college.

Survey of Entering Student Engagement
Edison State College (2013 Administration)
2013 Benchmark Bar Chart - Main Survey
 Comparison Group: Extra-Large Colleges in the 2013 Cohort*
 Entering Students Only - Breakout by Enrollment Status
 [Unweighted]
 High Expectations and Aspirations (HIEXPECT)



* The comparison group and cohort bars on this page INCLUDE your college.

Survey of Entering Student Engagement - Edison State College (2013 Administration)

2013 Benchmark Means Report - Main Survey

Comparison Group: Extra-Large Colleges in the 2013 Cohort*

Entering Students Only - Breakout by Enrollment Status

[Unweighted]

High Expectations and Aspirations (HIEEXPECT)

			Your College	Ex-Large Colleges		2013 Cohort	
Item	Variable	Breakout Group	Mean	Mean	Effect Size**	Mean	Effect Size**
Item 18: Think about your experiences from the time of your decision to attend this college through the end of the first three weeks of your first semester/quarter.							
1 = Strongly disagree, 2 = Disagree, 3 = Neutral, 4 = Agree, 5 = Strongly agree							
18b. The instructors at this college want me to succeed [HIEEXPECT]	WNTSCCD	Less than full-time	4.18	4.27		4.28	
		Full-time	4.18	4.24		4.28	
18t. I have the motivation to do what it takes to succeed in college [HIEEXPECT]	ITTAKES	Less than full-time	4.46	4.40		4.41	
		Full-time	4.50	4.46		4.47	
18u. I am prepared academically to succeed in college [HIEEXPECT]	ACPRPRD	Less than full-time	4.33	4.27		4.27	
		Full-time	4.40	4.36		4.36	
Item 19: During the first three weeks of your first semester/quarter at this college, about how often did you do the following?							
1 = Never, 2 = Once, 3 = Two or three times, 4 = Four or more times							
19c. Turn in an assignment late [HIEEXPECT]	LATETURN	Less than full-time	1.35	1.39		1.40	
		Full-time	1.39	1.44		1.42	
19d. Not turn in an assignment [HIEEXPECT]	NOTTURN	Less than full-time	1.41	1.36		1.33	
		Full-time	1.31	1.41		1.36	
19f. Come to class without completing readings or assignments [HIEEXPECT]	NOTCOMPL	Less than full-time	1.62	1.56		1.55	
		Full-time	1.60	1.69		1.64	
19s. Skip class [HIEEXPECT]	SKIPCL	Less than full-time	1.28	1.33		1.33	
		Full-time	1.32	1.38		1.37	

* The comparison group and cohort columns on this page EXCLUDE your college.

** T-test: 2-tailed

If a row contains less than 50 respondents, interpret the comparison results cautiously.

Survey of Entering Student Engagement - Edison State College (2013 Administration)

2013 Benchmark Frequency Distributions - Main Survey

Comparison Group: Extra-Large Colleges in the 2013 Cohort*

Entering Students Only - Breakout by Enrollment Status: Less Than Full-Time Students

[Unweighted]

High Expectations and Aspirations (HIEXPECT)

Item	Variable	Responses	Your College		Ex-Large Colleges		2013 Cohort	
			Count	Percent	Count	Percent	Count	Percent
Item 18: Think about your experiences from the time of your decision to attend this college through the end of the first three weeks of your first semester/quarter.								
18b. The instructors at this college want me to succeed [HIEXPECT]	WNTSCCD	Strongly disagree	0	N/A	11	0.2	52	0.2
		Disagree	2	1.0	44	0.7	188	0.7
		Neutral	29	14.1	732	11.7	3,072	11.6
		Agree	105	51.0	2,949	47.2	12,205	46.0
		Strongly agree	70	34.0	2,515	40.2	11,039	41.6
		Total	206	100.0	6,251	100.0	26,556	100.0
18t. I have the motivation to do what it takes to succeed in college [HIEXPECT]	ITTAKES	Strongly disagree	1	0.5	31	0.5	111	0.4
		Disagree	3	1.5	71	1.1	302	1.1
		Neutral	11	5.3	571	9.1	2,363	8.9
		Agree	76	36.9	2,254	36.1	9,498	35.8
		Strongly agree	115	55.8	3,318	53.1	14,283	53.8
		Total	206	100.0	6,245	100.0	26,557	100.0
18u. I am prepared academically to succeed in college [HIEXPECT]	ACPRPRD	Strongly disagree	2	1.0	28	0.4	125	0.5
		Disagree	3	1.5	110	1.8	421	1.6
		Neutral	19	9.2	817	13.1	3,618	13.6
		Agree	82	39.8	2,465	39.4	10,460	39.3
		Strongly agree	100	48.5	2,840	45.4	11,990	45.1
		Total	206	100.0	6,260	100.0	26,614	100.0
Item 19: During the first three weeks of your first semester/quarter at this college, about how often did you do the following?								
19c. Turn in an assignment late [HIEXPECT]	LATETURN	Never	149	72.7	4,299	68.7	18,210	68.4
		Once	41	20.0	1,507	24.1	6,388	24.0
		Two or three times	14	6.8	397	6.3	1,782	6.7
		Four or more times	1	0.5	56	0.9	225	0.8
		Total	205	100.0	6,259	100.0	26,605	100.0
19d. Not turn in an assignment [HIEXPECT]	NOTTURN	Never	142	69.3	4,551	73.3	19,902	75.4
		Once	47	22.9	1,173	18.9	4,680	17.7
		Two or three times	11	5.4	387	6.2	1,441	5.5
		Four or more times	5	2.4	96	1.5	379	1.4
		Total	205	100.0	6,207	100.0	26,402	100.0
19f. Come to class without completing readings or assignments [HIEXPECT]	NOTCOMPL	Never	120	57.7	3,727	59.4	16,049	60.2
		Once	58	27.9	1,735	27.6	7,278	27.3
		Two or three times	20	9.6	647	10.3	2,690	10.1
		Four or more times	10	4.8	166	2.6	632	2.4
		Total	208	100.0	6,275	100.0	26,649	100.0

* The comparison group and cohort columns on this page EXCLUDE your college.

Survey of Entering Student Engagement - Edison State College (2013 Administration)

2013 Benchmark Frequency Distributions - Main Survey

Comparison Group: Extra-Large Colleges in the 2013 Cohort*

Entering Students Only - Breakout by Enrollment Status: Less Than Full-Time Students

[Unweighted]

High Expectations and Aspirations (HIEXPECT)

Item	Variable	Responses	Your College		Ex-Large Colleges		2013 Cohort	
			Count	Percent	Count	Percent	Count	Percent
Item 19: During the first three weeks of your first semester/quarter at this college, about how often did you do the following?								
19s. Skip class [HIEXPECT]	SKIPCL	Never	162	78.6	4,729	75.6	20,246	76.0
		Once	32	15.5	1,046	16.7	4,396	16.5
		Two or three times	10	4.9	406	6.5	1,671	6.3
		Four or more times	2	1.0	74	1.2	319	1.2
		Total	206	100.0	6,255	100.0	26,632	100.0

* The comparison group and cohort columns on this page EXCLUDE your college.

Survey of Entering Student Engagement - Edison State College (2013 Administration)

2013 Benchmark Frequency Distributions - Main Survey

Comparison Group: Extra-Large Colleges in the 2013 Cohort*

Entering Students Only - Breakout by Enrollment Status: Full-Time Students

[Unweighted]

High Expectations and Aspirations (HIEXPECT)

Item	Variable	Responses	Your College		Ex-Large Colleges		2013 Cohort	
			Count	Percent	Count	Percent	Count	Percent
Item 18: Think about your experiences from the time of your decision to attend this college through the end of the first three weeks of your first semester/quarter.								
18b. The instructors at this college want me to succeed [HIEXPECT]	WNTSCCD	Strongly disagree	1	0.2	38	0.3	154	0.2
		Disagree	4	0.9	108	0.8	485	0.7
		Neutral	69	15.3	1,721	12.4	8,385	11.3
		Agree	216	48.0	6,590	47.4	34,441	46.4
		Strongly agree	160	35.6	5,457	39.2	30,799	41.5
		Total	450	100.0	13,914	100.0	74,264	100.0
18t. I have the motivation to do what it takes to succeed in college [HIEXPECT]	ITTAKES	Strongly disagree	2	0.4	63	0.5	287	0.4
		Disagree	3	0.7	129	0.9	666	0.9
		Neutral	28	6.3	1,089	7.8	5,651	7.6
		Agree	152	33.9	4,680	33.6	25,193	33.9
		Strongly agree	263	58.7	7,950	57.1	42,444	57.2
		Total	448	100.0	13,911	100.0	74,241	100.0
18u. I am prepared academically to succeed in college [HIEXPECT]	ACPRPRD	Strongly disagree	2	0.4	68	0.5	337	0.5
		Disagree	7	1.6	156	1.1	852	1.1
		Neutral	38	8.5	1,480	10.6	7,900	10.6
		Agree	162	36.2	5,218	37.5	28,208	37.9
		Strongly agree	239	53.3	7,011	50.3	37,045	49.8
		Total	448	100.0	13,933	100.0	74,342	100.0
Item 19: During the first three weeks of your first semester/quarter at this college, about how often did you do the following?								
19c. Turn in an assignment late [HIEXPECT]	LATETURN	Never	314	69.9	9,138	65.5	49,873	67.1
		Once	97	21.6	3,666	26.3	18,625	25.0
		Two or three times	34	7.6	981	7.0	5,171	7.0
		Four or more times	4	0.9	159	1.1	709	1.0
		Total	449	100.0	13,944	100.0	74,378	100.0
19d. Not turn in an assignment [HIEXPECT]	NOTTURN	Never	342	76.7	9,579	69.2	53,622	72.6
		Once	75	16.8	3,085	22.3	14,749	20.0
		Two or three times	23	5.2	991	7.2	4,435	6.0
		Four or more times	6	1.3	196	1.4	1,047	1.4
		Total	446	100.0	13,851	100.0	73,853	100.0
19f. Come to class without completing readings or assignments [HIEXPECT]	NOTCOMPL	Never	265	59.0	7,154	51.2	40,581	54.5
		Once	117	26.1	4,425	31.7	22,314	30.0
		Two or three times	47	10.5	1,968	14.1	9,330	12.5
		Four or more times	20	4.5	417	3.0	2,230	3.0
		Total	449	100.0	13,964	100.0	74,455	100.0

* The comparison group and cohort columns on this page EXCLUDE your college.

Survey of Entering Student Engagement - Edison State College (2013 Administration)

2013 Benchmark Frequency Distributions - Main Survey

Comparison Group: Extra-Large Colleges in the 2013 Cohort*

Entering Students Only - Breakout by Enrollment Status: Full-Time Students

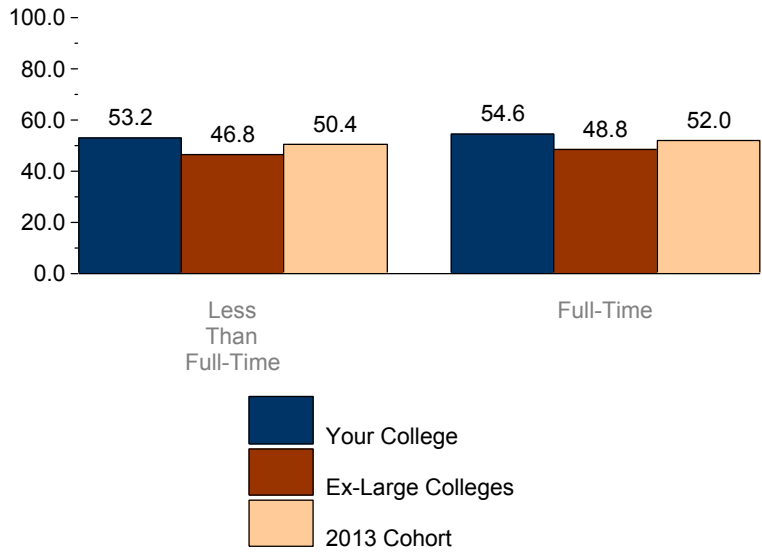
[Unweighted]

High Expectations and Aspirations (HIEEXPECT)

Item	Variable	Responses	Your College		Ex-Large Colleges		2013 Cohort	
			Count	Percent	Count	Percent	Count	Percent
Item 19: During the first three weeks of your first semester/quarter at this college, about how often did you do the following?								
19s. Skip class [HIEEXPECT]	SKIPCL	Never	338	75.6	10,123	72.5	54,602	73.3
		Once	78	17.4	2,595	18.6	13,538	18.2
		Two or three times	27	6.0	1,062	7.6	5,344	7.2
		Four or more times	4	0.9	190	1.4	1,042	1.4
		Total	447	100.0	13,970	100.0	74,526	100.0

* The comparison group and cohort columns on this page EXCLUDE your college.

Survey of Entering Student Engagement
Edison State College (2013 Administration)
2013 Benchmark Bar Chart - Main Survey
 Comparison Group: Extra-Large Colleges in the 2013 Cohort*
 Entering Students Only - Breakout by Enrollment Status
 [Unweighted]
 Clear Academic Plan and Pathway (ACADPLAN)



* The comparison group and cohort bars on this page INCLUDE your college.

Survey of Entering Student Engagement - Edison State College (2013 Administration)

2013 Benchmark Means Report - Main Survey

Comparison Group: Extra-Large Colleges in the 2013 Cohort*

Entering Students Only - Breakout by Enrollment Status

[Unweighted]

Clear Academic Plan and Pathway (ACADPLAN)

			Your College	Ex-Large Colleges		2013 Cohort	
Item	Variable	Breakout Group	Mean	Mean	Effect Size**	Mean	Effect Size**
Item 18: Think about your experiences from the time of your decision to attend this college through the end of the first three weeks of your first semester/quarter.							
1 = Strongly disagree, 2 = Disagree, 3 = Neutral, 4 = Agree, 5 = Strongly agree							
18d. I was able to meet with an academic advisor at times convenient for me [ACADPLAN]	AACONTIM	Less than full-time	3.75	3.67		3.70	
		Full-time	3.92	3.73		3.79	
18e. An advisor helped me to select a course of study, program, or major [ACADPLAN]	AASELMAJ	Less than full-time	3.87	3.53	0.29**	3.62	
		Full-time	3.88	3.60	0.23**	3.69	
18f. An advisor helped me to set academic goals and to create a plan for achieving them [ACADPLAN]	ACADGOAL	Less than full-time	3.37	3.17		3.21	
		Full-time	3.39	3.20		3.25	
18g. An advisor helped me to identify the courses I needed to take during my first semester/quarter [ACADPLAN]	CRSADV	Less than full-time	3.99	3.73	0.23**	3.81	
		Full-time	4.16	3.84	0.29**	3.92	0.22**
18h. A college staff member talked with me about my commitments outside of school (work, children, dependents, etc.) to help me figure out how many courses to take [ACADPLAN]	OSCOMM	Less than full-time	2.89	2.75		2.81	
		Full-time	2.76	2.75		2.84	

* The comparison group and cohort columns on this page EXCLUDE your college.

** T-test: 2-tailed

If a row contains less than 50 respondents, interpret the comparison results cautiously.

Survey of Entering Student Engagement - Edison State College (2013 Administration)

2013 Benchmark Frequency Distributions - Main Survey

Comparison Group: Extra-Large Colleges in the 2013 Cohort*

Entering Students Only - Breakout by Enrollment Status: Less Than Full-Time Students

[Unweighted]

Clear Academic Plan and Pathway (ACADPLAN)

Item	Variable	Responses	Your College		Ex-Large Colleges		2013 Cohort	
			Count	Percent	Count	Percent	Count	Percent
Item 18: Think about your experiences from the time of your decision to attend this college through the end of the first three weeks of your first semester/quarter.								
18d. I was able to meet with an academic advisor at times convenient for me [ACADPLAN]	AACONTIM	Strongly disagree	4	2.0	196	3.2	780	2.9
		Disagree	20	9.8	582	9.4	2,354	8.9
		Neutral	47	23.0	1,696	27.3	7,039	26.6
		Agree	86	42.2	2,356	37.9	10,206	38.6
		Strongly agree	47	23.0	1,387	22.3	6,065	22.9
		Total	204	100.0	6,217	100.0	26,444	100.0
18e. An advisor helped me to select a course of study, program, or major [ACADPLAN]	AASELMAJ	Strongly disagree	6	2.9	400	6.4	1,466	5.5
		Disagree	16	7.8	942	15.1	3,625	13.6
		Neutral	34	16.6	1,320	21.1	5,307	20.0
		Agree	91	44.4	2,119	33.9	9,373	35.3
		Strongly agree	58	28.3	1,468	23.5	6,809	25.6
		Total	205	100.0	6,249	100.0	26,580	100.0
18f. An advisor helped me to set academic goals and to create a plan for achieving them [ACADPLAN]	ACADGOAL	Strongly disagree	10	4.9	532	8.5	1,970	7.4
		Disagree	41	19.9	1,351	21.6	5,674	21.4
		Neutral	57	27.7	1,853	29.7	7,873	29.7
		Agree	59	28.6	1,552	24.9	6,753	25.5
		Strongly agree	39	18.9	953	15.3	4,240	16.0
		Total	206	100.0	6,241	100.0	26,510	100.0
18g. An advisor helped me to identify the courses I needed to take during my first semester/quarter [ACADPLAN]	CRSADV	Strongly disagree	4	1.9	368	5.9	1,225	4.6
		Disagree	13	6.3	633	10.1	2,532	9.5
		Neutral	31	15.0	1,026	16.4	4,127	15.5
		Agree	91	44.2	2,535	40.6	10,966	41.3
		Strongly agree	67	32.5	1,683	26.9	7,711	29.0
		Total	206	100.0	6,245	100.0	26,561	100.0
18h. A college staff member talked with me about my commitments outside of school (work, children, dependents, etc.) to help me figure out how many courses to take [ACADPLAN]	OSCOMM	Strongly disagree	22	10.7	921	14.7	3,644	13.7
		Disagree	65	31.6	2,046	32.7	8,373	31.5
		Neutral	55	26.7	1,569	25.1	6,677	25.1
		Agree	42	20.4	1,100	17.6	5,011	18.9
		Strongly agree	22	10.7	612	9.8	2,849	10.7
		Total	206	100.0	6,248	100.0	26,554	100.0

* The comparison group and cohort columns on this page EXCLUDE your college.

Survey of Entering Student Engagement - Edison State College (2013 Administration)

2013 Benchmark Frequency Distributions - Main Survey

Comparison Group: Extra-Large Colleges in the 2013 Cohort*

Entering Students Only - Breakout by Enrollment Status: Full-Time Students

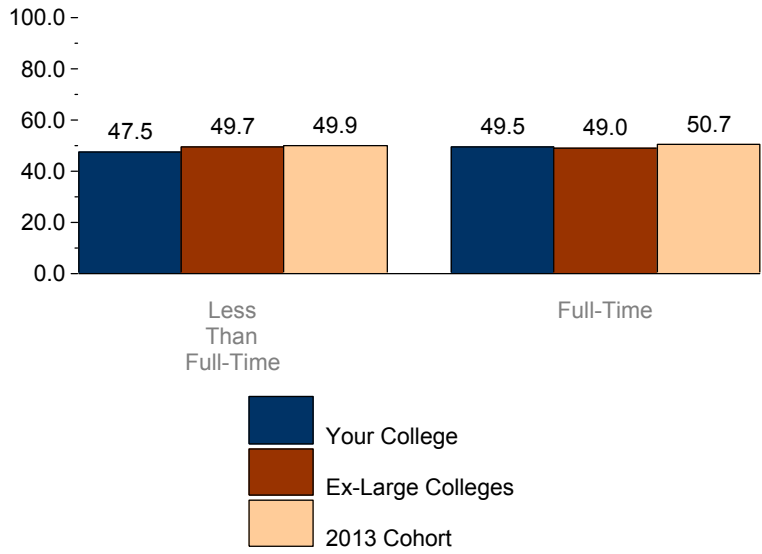
[Unweighted]

Clear Academic Plan and Pathway (ACADPLAN)

Item	Variable	Responses	Your College		Ex-Large Colleges		2013 Cohort	
			Count	Percent	Count	Percent	Count	Percent
Item 18: Think about your experiences from the time of your decision to attend this college through the end of the first three weeks of your first semester/quarter.								
18d. I was able to meet with an academic advisor at times convenient for me [ACADPLAN]	AACONTIM	Strongly disagree	8	1.8	374	2.7	1,849	2.5
		Disagree	33	7.3	1,195	8.6	5,425	7.3
		Neutral	86	19.2	3,552	25.7	18,359	24.8
		Agree	184	41.0	5,369	38.8	29,141	39.4
		Strongly agree	138	30.7	3,346	24.2	19,121	25.9
		Total	449	100.0	13,836	100.0	73,895	100.0
18e. An advisor helped me to select a course of study, program, or major [ACADPLAN]	AASELMAJ	Strongly disagree	16	3.6	889	6.4	4,101	5.5
		Disagree	45	10.0	1,904	13.7	9,292	12.5
		Neutral	62	13.8	2,702	19.4	13,815	18.6
		Agree	182	40.5	4,781	34.4	25,547	34.4
		Strongly agree	144	32.1	3,637	26.1	21,480	28.9
		Total	449	100.0	13,913	100.0	74,235	100.0
18f. An advisor helped me to set academic goals and to create a plan for achieving them [ACADPLAN]	ACADGOAL	Strongly disagree	26	5.8	1,181	8.5	5,448	7.3
		Disagree	81	18.0	2,984	21.5	15,143	20.4
		Neutral	121	26.9	3,906	28.1	21,654	29.2
		Agree	134	29.8	3,520	25.3	18,919	25.5
		Strongly agree	88	19.6	2,297	16.5	12,991	17.5
		Total	450	100.0	13,888	100.0	74,155	100.0
18g. An advisor helped me to identify the courses I needed to take during my first semester/quarter [ACADPLAN]	CRSADV	Strongly disagree	8	1.8	676	4.9	2,916	3.9
		Disagree	17	3.8	1,244	8.9	5,934	8.0
		Neutral	46	10.3	1,996	14.3	10,147	13.7
		Agree	203	45.3	5,697	41.0	30,349	40.9
		Strongly agree	174	38.8	4,298	30.9	24,875	33.5
		Total	448	100.0	13,911	100.0	74,221	100.0
18h. A college staff member talked with me about my commitments outside of school (work, children, dependents, etc.) to help me figure out how many courses to take [ACADPLAN]	OSCOMM	Strongly disagree	66	14.7	2,046	14.7	9,918	13.4
		Disagree	150	33.5	4,543	32.7	22,828	30.8
		Neutral	104	23.2	3,497	25.1	19,084	25.7
		Agree	81	18.1	2,467	17.7	13,977	18.8
		Strongly agree	47	10.5	1,355	9.7	8,406	11.3
		Total	448	100.0	13,908	100.0	74,213	100.0

* The comparison group and cohort columns on this page EXCLUDE your college.

Survey of Entering Student Engagement
Edison State College (2013 Administration)
2013 Benchmark Bar Chart - Main Survey
 Comparison Group: Extra-Large Colleges in the 2013 Cohort*
 Entering Students Only - Breakout by Enrollment Status
 [Unweighted]
 Effective Track to College Readiness (COLLREAD)



* The comparison group and cohort bars on this page INCLUDE your college.

Survey of Entering Student Engagement - Edison State College (2013 Administration)

2013 Benchmark Means Report - Main Survey

Comparison Group: Extra-Large Colleges in the 2013 Cohort*

Entering Students Only - Breakout by Enrollment Status

[Unweighted]

Effective Track to College Readiness (COLLREAD)

			Your College	Ex-Large Colleges		2013 Cohort	
Item	Variable	Breakout Group	Mean	Mean	Effect Size**	Mean	Effect Size**
Item 21: Think about your experiences from the time of your decision to attend this college through the end of the first three weeks of your first semester/quarter. Within a class, or through another experience at this college:							
1 = Strongly disagree, 2 = Disagree, 3 = Neutral, 4 = Agree, 5 = Strongly agree							
21a. I learned to improve my study skills (listening, note taking, highlighting readings, working with others, etc.) [COLLREAD]	LNDSTUDY	Less than full-time	3.93	4.01		3.99	
		Full-time	3.87	3.99		4.01	
21b. I learned to understand my academic strengths and weaknesses [COLLREAD]	LNDACAWK	Less than full-time	3.88	3.94		3.91	
		Full-time	3.94	3.94		3.95	
21c. I learned skills and strategies to improve my test-taking ability [COLLREAD]	LNDKILLS	Less than full-time	3.59	3.67		3.64	
		Full-time	3.56	3.62		3.64	
One or more items in this benchmark are not suited to means calculations. Please see the Frequency Distribution that follows for these items.							

* The comparison group and cohort columns on this page EXCLUDE your college.

** T-test: 2-tailed

If a row contains less than 50 respondents, interpret the comparison results cautiously.

Survey of Entering Student Engagement - Edison State College (2013 Administration)

2013 Benchmark Frequency Distributions - Main Survey

Comparison Group: Extra-Large Colleges in the 2013 Cohort*

Entering Students Only - Breakout by Enrollment Status: Less Than Full-Time Students

[Unweighted]

Effective Track to College Readiness (COLLREAD)

Item	Variable	Responses	Your College		Ex-Large Colleges		2013 Cohort	
			Count	Percent	Count	Percent	Count	Percent
Item 12: Think about your experiences from the time of your decision to attend this college through the end of the first three weeks of your first semester/quarter.								
12a. Before I could register for classes, I was required to take a placement test (COMPASS, ASSET, ACCUPLACER, SAT, ACT, etc.) to assess my skills in reading, writing, and/or math [COLLREAD]	REQPTEST	Yes	164	80.0	5,367	86.3	22,702	85.8
		No	41	20.0	855	13.7	3,751	14.2
		Total	205	100.0	6,222	100.0	26,453	100.0
12b. I took a placement test (COMPASS, ASSET, ACCUPLACER, SAT, ACT, etc.) [COLLREAD]	TKPTEST	Yes	167	85.2	5,416	89.1	22,865	88.6
		No	29	14.8	664	10.9	2,946	11.4
		Total	196	100.0	6,080	100.0	25,811	100.0
Item 14								
14. This college required me to enroll in classes indicated by my placement test scores during my first semester/quarter [COLLREAD]	REQCLASS	Yes	146	72.3	4,572	73.7	19,345	73.5
		No	56	27.7	1,631	26.3	6,977	26.5
		Total	202	100.0	6,203	100.0	26,322	100.0
Item 21: Think about your experiences from the time of your decision to attend this college through the end of the first three weeks of your first semester/quarter. Within a class, or through another experience at this college:								
21a. I learned to improve my study skills (listening, note taking, highlighting readings, working with others, etc.) [COLLREAD]	LNDSTUDY	Strongly disagree	2	1.0	82	1.3	421	1.6
		Disagree	9	4.4	253	4.1	1,083	4.1
		Neutral	48	23.3	1,238	19.9	5,442	20.5
		Agree	90	43.7	2,594	41.6	11,014	41.6
		Strongly agree	57	27.7	2,067	33.2	8,524	32.2
		Total	206	100.0	6,234	100.0	26,484	100.0
21b. I learned to understand my academic strengths and weaknesses [COLLREAD]	LNDACAWK	Strongly disagree	2	1.0	62	1.0	344	1.3
		Disagree	11	5.4	243	3.9	1,140	4.3
		Neutral	46	22.4	1,444	23.2	6,211	23.5
		Agree	97	47.3	2,729	43.8	11,537	43.6
		Strongly agree	49	23.9	1,746	28.1	7,211	27.3
		Total	205	100.0	6,224	100.0	26,443	100.0
21c. I learned skills and strategies to improve my test-taking ability [COLLREAD]	LNSKLLS	Strongly disagree	5	2.4	141	2.3	655	2.5
		Disagree	19	9.3	569	9.1	2,558	9.7
		Neutral	71	34.6	1,995	32.0	8,498	32.1
		Agree	70	34.1	2,040	32.8	8,708	32.9
		Strongly agree	40	19.5	1,483	23.8	6,042	22.8
		Total	205	100.0	6,228	100.0	26,461	100.0

* The comparison group and cohort columns on this page EXCLUDE your college.

Survey of Entering Student Engagement - Edison State College (2013 Administration)

2013 Benchmark Frequency Distributions - Main Survey

Comparison Group: Extra-Large Colleges in the 2013 Cohort*

Entering Students Only - Breakout by Enrollment Status: Full-Time Students

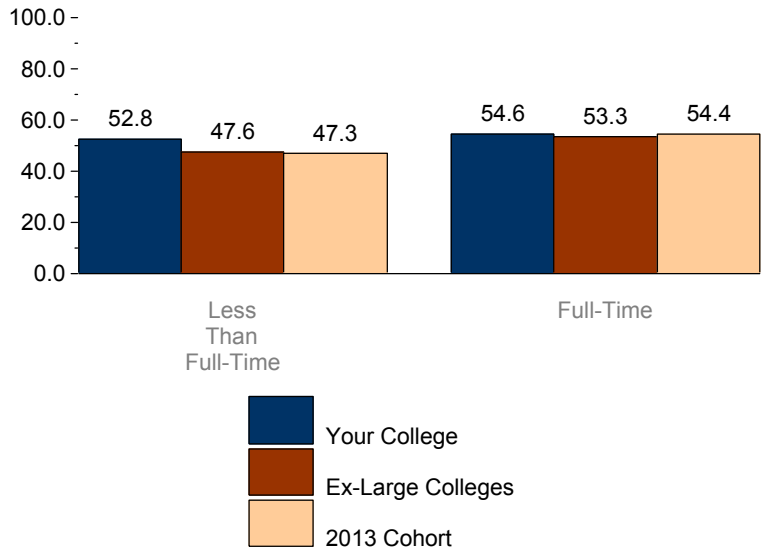
[Unweighted]

Effective Track to College Readiness (COLLREAD)

Item	Variable	Responses	Your College		Ex-Large Colleges		2013 Cohort	
			Count	Percent	Count	Percent	Count	Percent
Item 12: Think about your experiences from the time of your decision to attend this college through the end of the first three weeks of your first semester/quarter.								
12a. Before I could register for classes, I was required to take a placement test (COMPASS, ASSET, ACCUPLACER, SAT, ACT, etc.) to assess my skills in reading, writing, and/or math [COLLREAD]	REQPTEST	Yes	367	82.5	12,004	86.7	62,731	84.9
		No	78	17.5	1,849	13.3	11,189	15.1
		Total	445	100.0	13,853	100.0	73,920	100.0
12b. I took a placement test (COMPASS, ASSET, ACCUPLACER, SAT, ACT, etc.) [COLLREAD]	TKPTEST	Yes	390	89.2	12,364	90.7	64,838	89.3
		No	47	10.8	1,267	9.3	7,802	10.7
		Total	437	100.0	13,631	100.0	72,640	100.0
Item 14								
14. This college required me to enroll in classes indicated by my placement test scores during my first semester/quarter [COLLREAD]	REQCLASS	Yes	339	76.2	9,719	70.4	51,333	69.9
		No	106	23.8	4,085	29.6	22,143	30.1
		Total	445	100.0	13,804	100.0	73,476	100.0
Item 21: Think about your experiences from the time of your decision to attend this college through the end of the first three weeks of your first semester/quarter. Within a class, or through another experience at this college:								
21a. I learned to improve my study skills (listening, note taking, highlighting readings, working with others, etc.) [COLLREAD]	LNDSTUDY	Strongly disagree	12	2.7	204	1.5	1,132	1.5
		Disagree	26	5.8	587	4.2	2,971	4.0
		Neutral	103	22.9	2,755	19.8	14,479	19.5
		Agree	177	39.4	5,893	42.4	31,124	42.0
		Strongly agree	131	29.2	4,449	32.0	24,384	32.9
		Total	449	100.0	13,888	100.0	74,090	100.0
21b. I learned to understand my academic strengths and weaknesses [COLLREAD]	LNDACAWK	Strongly disagree	10	2.2	169	1.2	910	1.2
		Disagree	24	5.3	583	4.2	2,992	4.0
		Neutral	89	19.8	3,044	21.9	16,348	22.1
		Agree	185	41.1	6,140	44.2	32,750	44.2
		Strongly agree	142	31.6	3,941	28.4	21,047	28.4
		Total	450	100.0	13,877	100.0	74,047	100.0
21c. I learned skills and strategies to improve my test-taking ability [COLLREAD]	LNSKLLS	Strongly disagree	19	4.2	385	2.8	2,027	2.7
		Disagree	54	12.0	1,470	10.6	7,406	10.0
		Neutral	131	29.1	4,419	31.8	23,170	31.3
		Agree	147	32.7	4,380	31.6	24,063	32.5
		Strongly agree	99	22.0	3,221	23.2	17,378	23.5
		Total	450	100.0	13,875	100.0	74,044	100.0

* The comparison group and cohort columns on this page EXCLUDE your college.

Survey of Entering Student Engagement
Edison State College (2013 Administration)
2013 Benchmark Bar Chart - Main Survey
 Comparison Group: Extra-Large Colleges in the 2013 Cohort*
 Entering Students Only - Breakout by Enrollment Status
 [Unweighted]
 Engaged Learning (ENGAGLRN)



* The comparison group and cohort bars on this page INCLUDE your college.

Survey of Entering Student Engagement - Edison State College (2013 Administration)

2013 Benchmark Means Report - Main Survey

Comparison Group: Extra-Large Colleges in the 2013 Cohort*

Entering Students Only - Breakout by Enrollment Status

[Unweighted]

Engaged Learning (ENGAGLRN)

			Your College	Ex-Large Colleges		2013 Cohort	
Item	Variable	Breakout Group	Mean	Mean	Effect Size**	Mean	Effect Size**
Item 19: During the first three weeks of your first semester/quarter at this college, about how often did you do the following?							
1 = Never, 2 = Once, 3 = Two or three times, 4 = Four or more times							
19a. Ask questions in class or contribute to class discussions [ENGAGLRN]	ASKQUES	Less than full-time	2.88	2.82		2.83	
		Full-time	2.74	2.90		2.89	
19b. Prepare at least two drafts of a paper or assignment before turning it in [ENGAGLRN]	PREPDRFT	Less than full-time	2.28	2.15		2.14	
		Full-time	2.25	2.21		2.18	
19e. Participate in supplemental instruction (extra class sessions with an instructor, tutor, or experienced student) [ENGAGLRN]	SUPINSTR	Less than full-time	1.66	1.53		1.50	
		Full-time	1.61	1.55		1.54	
19g. Work with other students on a project or assignment during class [ENGAGLRN]	PINCLASS	Less than full-time	2.46	2.42		2.38	
		Full-time	2.61	2.57		2.56	
19h. Work with classmates outside of class on class projects or assignments [ENGAGLRN]	PREPOUTC	Less than full-time	1.50	1.47		1.46	
		Full-time	1.65	1.59		1.66	
19i. Participate in a required study group outside of class [ENGAGLRN]	GRPSTUDY	Less than full-time	1.35	1.25		1.24	
		Full-time	1.35	1.29		1.32	
19j. Participate in a student-initiated (not required) study group outside of class [ENGAGLRN]	NRGSTUDY	Less than full-time	1.32	1.23		1.23	
		Full-time	1.34	1.31		1.34	
19k. Use an electronic tool (e-mail, text messaging, Facebook, MySpace, class Web site, etc.) to communicate with another student about coursework [ENGAGLRN]	USEINTMG	Less than full-time	2.03	1.96		1.94	
		Full-time	2.10	2.17		2.23	
19l. Use an electronic tool (e-mail, text messaging, Facebook, MySpace, class Web site, etc.) to communicate with an instructor about coursework [ENGAGLRN]	MAILFAC	Less than full-time	2.29	2.10		2.07	
		Full-time	2.45	2.31		2.30	
19m. Discuss an assignment or grade with an instructor [ENGAGLRN]	FACASSN	Less than full-time	2.06	2.05		2.03	
		Full-time	2.11	2.10		2.11	
19n. Ask for help from an instructor regarding questions or problems related to a class [ENGAGLRN]	CLASSREL	Less than full-time	2.44	2.33		2.31	
		Full-time	2.35	2.38		2.38	
19o. Receive prompt written or oral feedback from instructors on your performance [ENGAGLRN]	FEEDBACK	Less than full-time	2.33	2.27		2.28	
		Full-time	2.49	2.41		2.41	
19q. Discuss ideas from your readings or classes with instructors outside of class [ENGAGLRN]	FACIDOC	Less than full-time	1.52	1.50		1.50	
		Full-time	1.59	1.59		1.60	

* The comparison group and cohort columns on this page EXCLUDE your college.

** T-test: 2-tailed

If a row contains less than 50 respondents, interpret the comparison results cautiously.

Survey of Entering Student Engagement - Edison State College (2013 Administration)

2013 Benchmark Means Report - Main Survey

Comparison Group: Extra-Large Colleges in the 2013 Cohort*

Entering Students Only - Breakout by Enrollment Status

[Unweighted]

Engaged Learning (ENGAGLRN)

			Your College	Ex-Large Colleges		2013 Cohort	
Item	Variable	Breakout Group	Mean	Mean	Effect Size**	Mean	Effect Size**
Item 20.2: Think about your experiences from the time of your decision to attend this college through the end of the first three weeks of your first semester/quarter. How often did you use the following services?							
1 = Never, 2 = Once, 3 = Two or three times, 4 = Four or more times							
20.2d. Face-to-face tutoring [ENGAGLRN]	FFTUSE	Less than full-time	1.37	1.26		1.26	
		Full-time	1.33	1.30		1.29	
20.2f. Writing, math, or other skill lab [ENGAGLRN]	SKLABUSE	Less than full-time	2.14	1.69	0.42**	1.70	0.41**
		Full-time	2.07	1.76	0.29**	1.76	0.28**
20.2h. Computer lab [ENGAGLRN]	COMLBUSE	Less than full-time	1.94	1.95		1.96	
		Full-time	2.04	2.13		2.21	

* The comparison group and cohort columns on this page EXCLUDE your college.

** T-test: 2-tailed

If a row contains less than 50 respondents, interpret the comparison results cautiously.

Survey of Entering Student Engagement - Edison State College (2013 Administration)

2013 Benchmark Frequency Distributions - Main Survey

Comparison Group: Extra-Large Colleges in the 2013 Cohort*

Entering Students Only - Breakout by Enrollment Status: Less Than Full-Time Students

[Unweighted]

Engaged Learning (ENGAGLRN)

			Your College		Ex-Large Colleges		2013 Cohort	
Item	Variable	Responses	Count	Percent	Count	Percent	Count	Percent
Item 19: During the first three weeks of your first semester/quarter at this college, about how often did you do the following?								
19a. Ask questions in class or contribute to class discussions [ENGAGLRN]	ASKQUES	Never	15	7.2	522	8.3	2,240	8.4
		Once	49	23.7	1,477	23.5	6,172	23.1
		Two or three times	89	43.0	2,889	45.9	12,261	45.8
		Four or more times	54	26.1	1,403	22.3	6,072	22.7
		Total	207	100.0	6,291	100.0	26,745	100.0
19b. Prepare at least two drafts of a paper or assignment before turning it in [ENGAGLRN]	PREPDRFT	Never	53	25.7	1,714	27.4	7,733	29.1
		Once	56	27.2	2,255	36.1	9,156	34.5
		Two or three times	84	40.8	1,875	30.0	7,802	29.4
		Four or more times	13	6.3	401	6.4	1,870	7.0
		Total	206	100.0	6,245	100.0	26,561	100.0
19e. Participate in supplemental instruction (extra class sessions with an instructor, tutor, or experienced student) [ENGAGLRN]	SUPINSTR	Never	128	61.5	4,236	67.6	18,416	69.1
		Once	35	16.8	1,008	16.1	4,226	15.8
		Two or three times	33	15.9	748	11.9	2,872	10.8
		Four or more times	12	5.8	275	4.4	1,155	4.3
		Total	208	100.0	6,267	100.0	26,669	100.0
19g. Work with other students on a project or assignment during class [ENGAGLRN]	PINCLASS	Never	42	20.3	1,416	22.6	6,564	24.6
		Once	56	27.1	1,660	26.4	6,866	25.7
		Two or three times	80	38.6	2,369	37.7	9,730	36.5
		Four or more times	29	14.0	831	13.2	3,529	13.2
		Total	207	100.0	6,276	100.0	26,689	100.0
19h. Work with classmates outside of class on class projects or assignments [ENGAGLRN]	PREPOUTC	Never	145	70.4	4,337	69.4	18,869	70.9
		Once	30	14.6	1,080	17.3	4,219	15.9
		Two or three times	21	10.2	619	9.9	2,612	9.8
		Four or more times	10	4.9	217	3.5	916	3.4
		Total	206	100.0	6,253	100.0	26,616	100.0
19i. Participate in a required study group outside of class [ENGAGLRN]	GRPSTUDY	Never	162	77.9	5,230	83.3	22,524	84.5
		Once	23	11.1	598	9.5	2,311	8.7
		Two or three times	19	9.1	350	5.6	1,336	5.0
		Four or more times	4	1.9	99	1.6	486	1.8
		Total	208	100.0	6,277	100.0	26,657	100.0
19j. Participate in a student-initiated (not required) study group outside of class [ENGAGLRN]	NRGSTUDY	Never	165	80.1	5,293	84.7	22,649	85.2
		Once	21	10.2	584	9.3	2,304	8.7
		Two or three times	15	7.3	267	4.3	1,153	4.3
		Four or more times	5	2.4	107	1.7	481	1.8
		Total	206	100.0	6,251	100.0	26,587	100.0

* The comparison group and cohort columns on this page EXCLUDE your college.

Survey of Entering Student Engagement - Edison State College (2013 Administration)

2013 Benchmark Frequency Distributions - Main Survey

Comparison Group: Extra-Large Colleges in the 2013 Cohort*

Entering Students Only - Breakout by Enrollment Status: Less Than Full-Time Students

[Unweighted]

Engaged Learning (ENGAGLRN)

			Your College		Ex-Large Colleges		2013 Cohort	
Item	Variable	Responses	Count	Percent	Count	Percent	Count	Percent
Item 19: During the first three weeks of your first semester/quarter at this college, about how often did you do the following?								
19k. Use an electronic tool (e-mail, text messaging, Facebook, MySpace, class Web site, etc.) to communicate with another student about coursework [ENGAGLRN]	USEINTMG	Never	86	41.5	2,995	47.6	13,080	48.9
		Once	52	25.1	1,344	21.4	5,500	20.6
		Two or three times	45	21.7	1,162	18.5	4,800	18.0
		Four or more times	24	11.6	786	12.5	3,343	12.5
		Total	207	100.0	6,287	100.0	26,723	100.0
19l. Use an electronic tool (e-mail, text messaging, Facebook, MySpace, class Web site, etc.) to communicate with an instructor about coursework [ENGAGLRN]	MAILFAC	Never	63	30.6	2,387	38.1	10,372	39.0
		Once	52	25.2	1,633	26.1	7,034	26.4
		Two or three times	60	29.1	1,468	23.4	6,131	23.0
		Four or more times	31	15.0	774	12.4	3,077	11.6
		Total	206	100.0	6,262	100.0	26,614	100.0
19m. Discuss an assignment or grade with an instructor [ENGAGLRN]	FACASSN	Never	66	31.9	2,154	34.3	9,171	34.4
		Once	74	35.7	2,106	33.6	9,304	34.9
		Two or three times	55	26.6	1,578	25.2	6,523	24.5
		Four or more times	12	5.8	433	6.9	1,664	6.2
		Total	207	100.0	6,271	100.0	26,662	100.0
19n. Ask for help from an instructor regarding questions or problems related to a class [ENGAGLRN]	CLASSREL	Never	40	19.2	1,481	23.6	6,559	24.6
		Once	65	31.3	1,966	31.4	8,336	31.3
		Two or three times	75	36.1	2,102	33.6	8,721	32.7
		Four or more times	28	13.5	714	11.4	3,039	11.4
		Total	208	100.0	6,263	100.0	26,655	100.0
19o. Receive prompt written or oral feedback from instructors on your performance [ENGAGLRN]	FEEDBACK	Never	44	21.4	1,740	27.8	7,235	27.2
		Once	73	35.4	1,869	29.8	7,831	29.4
		Two or three times	66	32.0	1,915	30.6	8,347	31.4
		Four or more times	23	11.2	743	11.9	3,204	12.0
		Total	206	100.0	6,267	100.0	26,617	100.0
19q. Discuss ideas from your readings or classes with instructors outside of class [ENGAGLRN]	FACIDOC	Never	142	68.6	4,288	68.4	18,224	68.4
		Once	31	15.0	1,069	17.0	4,523	17.0
		Two or three times	25	12.1	662	10.6	2,804	10.5
		Four or more times	9	4.3	251	4.0	1,098	4.1
		Total	207	100.0	6,270	100.0	26,649	100.0
Item 20.2: Think about your experiences from the time of your decision to attend this college through the end of the first three weeks of your first semester/quarter. How often did you use the following services?								
20.2d. Face-to-face tutoring [ENGAGLRN]	FFTUSE	Never	146	75.3	5,029	84.2	21,394	84.3
		Once	31	16.0	501	8.4	2,105	8.3
		Two or three times	11	5.7	266	4.5	1,166	4.6
		Four or more times	6	3.1	179	3.0	707	2.8
		Total	194	100.0	5,975	100.0	25,372	100.0

* The comparison group and cohort columns on this page EXCLUDE your college.

Survey of Entering Student Engagement - Edison State College (2013 Administration)

2013 Benchmark Frequency Distributions - Main Survey

Comparison Group: Extra-Large Colleges in the 2013 Cohort*

Entering Students Only - Breakout by Enrollment Status: Less Than Full-Time Students

[Unweighted]

Engaged Learning (ENGAGLRN)

Item	Variable	Responses	Your College		Ex-Large Colleges		2013 Cohort	
			Count	Percent	Count	Percent	Count	Percent
Item 20.2: Think about your experiences from the time of your decision to attend this college through the end of the first three weeks of your first semester/quarter. How often did you use the following services?								
20.2f. Writing, math, or other skill lab [ENGAGLRN]	SKLABUSE	Never	83	42.3	3,846	64.7	16,446	65.2
		Once	41	20.9	775	13.0	3,036	12.0
		Two or three times	33	16.8	635	10.7	2,606	10.3
		Four or more times	39	19.9	691	11.6	3,123	12.4
		Total	196	100.0	5,947	100.0	25,211	100.0
20.2h. Computer lab [ENGAGLRN]	COMLBUSE	Never	103	52.3	3,099	51.7	13,011	51.2
		Once	31	15.7	1,024	17.1	4,301	16.9
		Two or three times	34	17.3	963	16.1	4,086	16.1
		Four or more times	29	14.7	907	15.1	4,001	15.8
		Total	197	100.0	5,993	100.0	25,399	100.0

* The comparison group and cohort columns on this page EXCLUDE your college.

Survey of Entering Student Engagement - Edison State College (2013 Administration)

2013 Benchmark Frequency Distributions - Main Survey

Comparison Group: Extra-Large Colleges in the 2013 Cohort*

Entering Students Only - Breakout by Enrollment Status: Full-Time Students

[Unweighted]

Engaged Learning (ENGAGLRN)

			Your College		Ex-Large Colleges		2013 Cohort	
Item	Variable	Responses	Count	Percent	Count	Percent	Count	Percent
Item 19: During the first three weeks of your first semester/quarter at this college, about how often did you do the following?								
19a. Ask questions in class or contribute to class discussions [ENGAGLRN]	ASKQUES	Never	45	10.0	922	6.6	5,177	6.9
		Once	121	26.8	3,055	21.8	16,149	21.6
		Two or three times	193	42.8	6,520	46.6	34,958	46.8
		Four or more times	92	20.4	3,506	25.0	18,427	24.7
		Total	451	100.0	14,003	100.0	74,711	100.0
19b. Prepare at least two drafts of a paper or assignment before turning it in [ENGAGLRN]	PREPDRFT	Never	112	25.2	3,403	24.4	19,931	26.8
		Once	143	32.2	5,196	37.2	26,441	35.5
		Two or three times	155	34.9	4,330	31.0	22,587	30.4
		Four or more times	34	7.7	1,022	7.3	5,425	7.3
		Total	444	100.0	13,951	100.0	74,384	100.0
19e. Participate in supplemental instruction (extra class sessions with an instructor, tutor, or experienced student) [ENGAGLRN]	SUPINSTR	Never	294	65.8	9,371	66.9	50,147	67.2
		Once	57	12.8	2,328	16.6	12,371	16.6
		Two or three times	71	15.9	1,604	11.4	8,376	11.2
		Four or more times	25	5.6	708	5.1	3,709	5.0
		Total	447	100.0	14,011	100.0	74,603	100.0
19g. Work with other students on a project or assignment during class [ENGAGLRN]	PINCLASS	Never	74	16.4	2,436	17.4	13,179	17.7
		Once	106	23.5	3,462	24.8	18,919	25.4
		Two or three times	193	42.8	5,794	41.4	30,345	40.7
		Four or more times	78	17.3	2,290	16.4	12,115	16.2
		Total	451	100.0	13,982	100.0	74,558	100.0
19h. Work with classmates outside of class on class projects or assignments [ENGAGLRN]	PREPOUTC	Never	270	60.5	8,715	62.5	44,703	60.1
		Once	88	19.7	2,802	20.1	14,557	19.6
		Two or three times	62	13.9	1,812	13.0	10,825	14.6
		Four or more times	26	5.8	625	4.5	4,268	5.7
		Total	446	100.0	13,954	100.0	74,353	100.0
19i. Participate in a required study group outside of class [ENGAGLRN]	GRPSTUDY	Never	354	79.2	11,416	81.6	60,264	80.9
		Once	46	10.3	1,370	9.8	7,238	9.7
		Two or three times	31	6.9	865	6.2	4,778	6.4
		Four or more times	16	3.6	332	2.4	2,235	3.0
		Total	447	100.0	13,983	100.0	74,515	100.0
19j. Participate in a student-initiated (not required) study group outside of class [ENGAGLRN]	NRGSTUDY	Never	354	78.8	11,202	80.4	58,805	79.1
		Once	50	11.1	1,506	10.8	8,064	10.8
		Two or three times	32	7.1	887	6.4	5,135	6.9
		Four or more times	13	2.9	340	2.4	2,342	3.2
		Total	449	100.0	13,935	100.0	74,346	100.0

* The comparison group and cohort columns on this page EXCLUDE your college.

Survey of Entering Student Engagement - Edison State College (2013 Administration)

2013 Benchmark Frequency Distributions - Main Survey

Comparison Group: Extra-Large Colleges in the 2013 Cohort*

Entering Students Only - Breakout by Enrollment Status: Full-Time Students

[Unweighted]

Engaged Learning (ENGAGLRN)

			Your College		Ex-Large Colleges		2013 Cohort	
Item	Variable	Responses	Count	Percent	Count	Percent	Count	Percent
Item 19: During the first three weeks of your first semester/quarter at this college, about how often did you do the following?								
19k. Use an electronic tool (e-mail, text messaging, Facebook, MySpace, class Web site, etc.) to communicate with another student about coursework [ENGAGLRN]	USEINTMG	Never	182	40.4	5,376	38.4	27,243	36.5
		Once	102	22.7	3,240	23.1	16,486	22.1
		Two or three times	103	22.9	3,082	22.0	17,246	23.1
		Four or more times	63	14.0	2,304	16.5	13,679	18.3
		Total	450	100.0	14,002	100.0	74,654	100.0
19l. Use an electronic tool (e-mail, text messaging, Facebook, MySpace, class Web site, etc.) to communicate with an instructor about coursework [ENGAGLRN]	MAILFAC	Never	116	25.9	4,107	29.4	22,409	30.1
		Once	93	20.8	3,629	26.0	19,010	25.6
		Two or three times	160	35.7	4,020	28.8	20,805	28.0
		Four or more times	79	17.6	2,204	15.8	12,116	16.3
		Total	448	100.0	13,960	100.0	74,340	100.0
19m. Discuss an assignment or grade with an instructor [ENGAGLRN]	FACASSN	Never	143	31.9	4,405	31.5	23,411	31.4
		Once	149	33.3	4,813	34.4	25,533	34.3
		Two or three times	121	27.0	3,720	26.6	19,782	26.5
		Four or more times	35	7.8	1,044	7.5	5,796	7.8
		Total	448	100.0	13,982	100.0	74,522	100.0
19n. Ask for help from an instructor regarding questions or problems related to a class [ENGAGLRN]	CLASSREL	Never	100	22.2	3,081	22.0	16,694	22.4
		Once	145	32.2	4,289	30.7	22,508	30.2
		Two or three times	154	34.2	4,825	34.5	25,734	34.5
		Four or more times	51	11.3	1,788	12.8	9,609	12.9
		Total	450	100.0	13,983	100.0	74,545	100.0
19o. Receive prompt written or oral feedback from instructors on your performance [ENGAGLRN]	FEEDBACK	Never	90	20.0	3,096	22.2	16,634	22.3
		Once	123	27.4	3,999	28.6	21,170	28.4
		Two or three times	161	35.9	4,936	35.3	26,168	35.2
		Four or more times	75	16.7	1,936	13.9	10,463	14.1
		Total	449	100.0	13,967	100.0	74,435	100.0
19q. Discuss ideas from your readings or classes with instructors outside of class [ENGAGLRN]	FACIDOC	Never	291	64.7	8,812	63.1	46,808	62.8
		Once	81	18.0	2,770	19.8	14,644	19.7
		Two or three times	51	11.3	1,677	12.0	9,224	12.4
		Four or more times	27	6.0	708	5.1	3,807	5.1
		Total	450	100.0	13,967	100.0	74,483	100.0
Item 20.2: Think about your experiences from the time of your decision to attend this college through the end of the first three weeks of your first semester/quarter. How often did you use the following services?								
20.2d. Face-to-face tutoring [ENGAGLRN]	FFTUSE	Never	350	81.4	11,050	82.2	59,352	82.8
		Once	34	7.9	1,230	9.1	6,369	8.9
		Two or three times	31	7.2	722	5.4	3,616	5.0
		Four or more times	15	3.5	449	3.3	2,342	3.3
		Total	430	100.0	13,451	100.0	71,679	100.0

* The comparison group and cohort columns on this page EXCLUDE your college.

Survey of Entering Student Engagement - Edison State College (2013 Administration)

2013 Benchmark Frequency Distributions - Main Survey

Comparison Group: Extra-Large Colleges in the 2013 Cohort*

Entering Students Only - Breakout by Enrollment Status: Full-Time Students

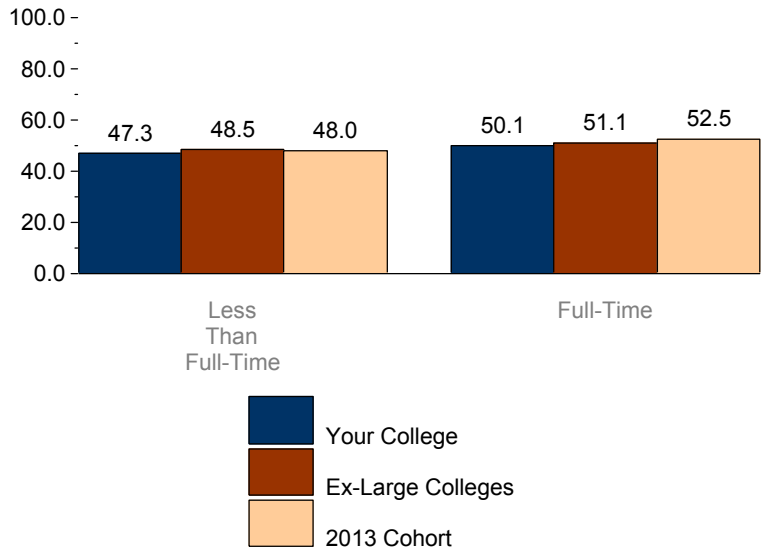
[Unweighted]

Engaged Learning (ENGAGLRN)

Item	Variable	Responses	Your College		Ex-Large Colleges		2013 Cohort	
			Count	Percent	Count	Percent	Count	Percent
Item 20.2: Think about your experiences from the time of your decision to attend this college through the end of the first three weeks of your first semester/quarter. How often did you use the following services?								
20.2f. Writing, math, or other skill lab [ENGAGLRN]	SKLABUSE	Never	211	48.7	8,368	62.4	45,119	63.3
		Once	63	14.5	1,722	12.8	8,343	11.7
		Two or three times	75	17.3	1,562	11.6	7,870	11.0
		Four or more times	84	19.4	1,767	13.2	9,983	14.0
		Total	433	100.0	13,419	100.0	71,315	100.0
20.2h. Computer lab [ENGAGLRN]	COMLBUSE	Never	213	49.3	6,076	45.0	30,272	42.1
		Once	64	14.8	2,334	17.3	12,267	17.1
		Two or three times	78	18.1	2,397	17.8	13,398	18.6
		Four or more times	77	17.8	2,690	19.9	15,956	22.2
		Total	432	100.0	13,497	100.0	71,893	100.0

* The comparison group and cohort columns on this page EXCLUDE your college.

Survey of Entering Student Engagement
Edison State College (2013 Administration)
2013 Benchmark Bar Chart - Main Survey
 Comparison Group: Extra-Large Colleges in the 2013 Cohort*
 Entering Students Only - Breakout by Enrollment Status
 [Unweighted]
 Academic and Social Support (ACSOCSUP)



* The comparison group and cohort bars on this page INCLUDE your college.

Survey of Entering Student Engagement - Edison State College (2013 Administration)

2013 Benchmark Means Report - Main Survey

Comparison Group: Extra-Large Colleges in the 2013 Cohort*

Entering Students Only - Breakout by Enrollment Status

[Unweighted]

Academic and Social Support (ACSOCSUP)

			Your College	Ex-Large Colleges		2013 Cohort	
Item	Variable	Breakout Group	Mean	Mean	Effect Size**	Mean	Effect Size**
Item 18: Think about your experiences from the time of your decision to attend this college through the end of the first three weeks of your first semester/quarter.							
1 = Strongly disagree, 2 = Disagree, 3 = Neutral, 4 = Agree, 5 = Strongly agree							
18l. All instructors clearly explained academic and student support services available at this college [ACSOCSUP]	RESOURCE	Less than full-time	3.82	3.83		3.81	
		Full-time	3.90	3.84		3.84	
18m. All instructors clearly explained course grading policies [ACSOCSUP]	GRADEPOL	Less than full-time	4.26	4.27		4.26	
		Full-time	4.29	4.27		4.29	
18n. All instructors clearly explained course syllabi (syllabuses) [ACSOCSUP]	SYLLABI	Less than full-time	4.32	4.37		4.35	
		Full-time	4.38	4.38		4.39	
18o. I knew how to get in touch with my instructors outside of class [ACSOCSUP]	FACMEET	Less than full-time	4.26	4.27		4.26	
		Full-time	4.26	4.29		4.30	
18q. At least one other student whom I didn't previously know learned my name [ACSOCSUP]	OSTUDNAM	Less than full-time	4.01	4.05		4.03	
		Full-time	4.13	4.22		4.26	
18r. At least one instructor learned my name [ACSOCSUP]	FACNAM	Less than full-time	4.14	4.19		4.21	
		Full-time	4.27	4.29		4.33	
18s. I learned the name of at least one other student in most of my classes [ACSOCSUP]	STUNAM	Less than full-time	4.14	4.17		4.17	
		Full-time	4.20	4.27		4.32	

* The comparison group and cohort columns on this page EXCLUDE your college.

** T-test: 2-tailed

If a row contains less than 50 respondents, interpret the comparison results cautiously.

Survey of Entering Student Engagement - Edison State College (2013 Administration)

2013 Benchmark Frequency Distributions - Main Survey

Comparison Group: Extra-Large Colleges in the 2013 Cohort*

Entering Students Only - Breakout by Enrollment Status: Less Than Full-Time Students

[Unweighted]

Academic and Social Support (ACSOCSUP)

Item	Variable	Responses	Your College		Ex-Large Colleges		2013 Cohort	
			Count	Percent	Count	Percent	Count	Percent
Item 18: Think about your experiences from the time of your decision to attend this college through the end of the first three weeks of your first semester/quarter.								
18l. All instructors clearly explained academic and student support services available at this college [ACSOCSUP]	RESOURCE	Strongly disagree	3	1.5	159	2.6	618	2.3
		Disagree	12	5.9	485	7.8	2,271	8.6
		Neutral	48	23.4	1,247	20.0	5,507	20.8
		Agree	98	47.8	2,714	43.5	11,244	42.4
		Strongly agree	44	21.5	1,627	26.1	6,889	26.0
		Total	205	100.0	6,232	100.0	26,529	100.0
18m. All instructors clearly explained course grading policies [ACSOCSUP]	GRADEPOL	Strongly disagree	2	1.0	39	0.6	165	0.6
		Disagree	4	1.9	111	1.8	565	2.1
		Neutral	17	8.3	568	9.1	2,478	9.3
		Agree	98	47.6	2,947	47.2	12,441	46.8
		Strongly agree	85	41.3	2,582	41.3	10,912	41.1
		Total	206	100.0	6,247	100.0	26,561	100.0
18n. All instructors clearly explained course syllabi (syllabuses) [ACSOCSUP]	SYLLABI	Strongly disagree	0	N/A	23	0.4	126	0.5
		Disagree	5	2.4	79	1.3	439	1.7
		Neutral	14	6.8	447	7.2	1,913	7.2
		Agree	98	47.6	2,721	43.5	11,483	43.3
		Strongly agree	89	43.2	2,978	47.7	12,576	47.4
		Total	206	100.0	6,248	100.0	26,537	100.0
18o. I knew how to get in touch with my instructors outside of class [ACSOCSUP]	FACMEET	Strongly disagree	0	N/A	43	0.7	206	0.8
		Disagree	6	2.9	142	2.3	735	2.8
		Neutral	20	9.7	579	9.3	2,503	9.4
		Agree	95	46.1	2,792	44.7	11,669	43.9
		Strongly agree	85	41.3	2,695	43.1	11,470	43.1
		Total	206	100.0	6,251	100.0	26,583	100.0
18q. At least one other student whom I didn't previously know learned my name [ACSOCSUP]	OSTUDNAM	Strongly disagree	6	2.9	179	2.9	840	3.2
		Disagree	12	5.8	391	6.3	1,693	6.4
		Neutral	25	12.1	757	12.1	3,304	12.4
		Agree	93	45.1	2,526	40.4	10,715	40.3
		Strongly agree	70	34.0	2,403	38.4	10,046	37.8
		Total	206	100.0	6,256	100.0	26,598	100.0
18r. At least one instructor learned my name [ACSOCSUP]	FACNAM	Strongly disagree	4	1.9	122	2.0	451	1.7
		Disagree	9	4.4	259	4.2	1,068	4.0
		Neutral	20	9.7	616	9.9	2,505	9.5
		Agree	95	46.1	2,525	40.6	10,894	41.1
		Strongly agree	78	37.9	2,704	43.4	11,568	43.7
		Total	206	100.0	6,226	100.0	26,486	100.0

* The comparison group and cohort columns on this page EXCLUDE your college.

Survey of Entering Student Engagement - Edison State College (2013 Administration)

2013 Benchmark Frequency Distributions - Main Survey

Comparison Group: Extra-Large Colleges in the 2013 Cohort*

Entering Students Only - Breakout by Enrollment Status: Less Than Full-Time Students

[Unweighted]

Academic and Social Support (ACSOCSUP)

Item	Variable	Responses	Your College		Ex-Large Colleges		2013 Cohort	
			Count	Percent	Count	Percent	Count	Percent
Item 18: Think about your experiences from the time of your decision to attend this college through the end of the first three weeks of your first semester/quarter.								
18s. I learned the name of at least one other student in most of my classes [ACSOCSUP]	STUNAM	Strongly disagree	5	2.4	132	2.1	578	2.2
		Disagree	14	6.8	300	4.8	1,269	4.8
		Neutral	16	7.8	608	9.7	2,567	9.7
		Agree	83	40.3	2,548	40.8	10,884	40.9
		Strongly agree	88	42.7	2,659	42.6	11,292	42.5
		Total	206	100.0	6,247	100.0	26,590	100.0

* The comparison group and cohort columns on this page EXCLUDE your college.

Survey of Entering Student Engagement - Edison State College (2013 Administration)

2013 Benchmark Frequency Distributions - Main Survey

Comparison Group: Extra-Large Colleges in the 2013 Cohort*

Entering Students Only - Breakout by Enrollment Status: Full-Time Students

[Unweighted]

Academic and Social Support (ACSOCSUP)

Item	Variable	Responses	Your College		Ex-Large Colleges		2013 Cohort	
			Count	Percent	Count	Percent	Count	Percent
Item 18: Think about your experiences from the time of your decision to attend this college through the end of the first three weeks of your first semester/quarter.								
18l. All instructors clearly explained academic and student support services available at this college [ACSOCSUP]	RESOURCE	Strongly disagree	8	1.8	260	1.9	1,489	2.0
		Disagree	43	9.6	1,147	8.3	6,160	8.3
		Neutral	76	16.9	2,817	20.3	14,893	20.1
		Agree	181	40.3	5,932	42.7	31,530	42.5
		Strongly agree	141	31.4	3,732	26.9	20,076	27.1
		Total	449	100.0	13,888	100.0	74,148	100.0
18m. All instructors clearly explained course grading policies [ACSOCSUP]	GRADEPOL	Strongly disagree	3	0.7	85	0.6	377	0.5
		Disagree	12	2.7	311	2.2	1,554	2.1
		Neutral	37	8.3	1,140	8.2	6,279	8.5
		Agree	196	43.8	6,549	47.1	34,232	46.1
		Strongly agree	200	44.6	5,825	41.9	31,765	42.8
		Total	448	100.0	13,910	100.0	74,207	100.0
18n. All instructors clearly explained course syllabi (syllabuses) [ACSOCSUP]	SYLLABI	Strongly disagree	2	0.4	64	0.5	272	0.4
		Disagree	6	1.3	213	1.5	1,154	1.6
		Neutral	29	6.5	899	6.5	4,771	6.4
		Agree	194	43.6	5,949	42.8	31,316	42.3
		Strongly agree	214	48.1	6,769	48.7	36,607	49.4
		Total	445	100.0	13,894	100.0	74,120	100.0
18o. I knew how to get in touch with my instructors outside of class [ACSOCSUP]	FACMEET	Strongly disagree	3	0.7	86	0.6	424	0.6
		Disagree	11	2.4	305	2.2	1,630	2.2
		Neutral	45	10.0	1,247	9.0	6,425	8.7
		Agree	197	43.9	6,155	44.2	32,654	44.0
		Strongly agree	193	43.0	6,130	44.0	33,137	44.6
		Total	449	100.0	13,923	100.0	74,270	100.0
18q. At least one other student whom I didn't previously know learned my name [ACSOCSUP]	OSTUDNAM	Strongly disagree	11	2.5	291	2.1	1,384	1.9
		Disagree	30	6.7	518	3.7	2,556	3.4
		Neutral	39	8.7	1,207	8.7	6,139	8.3
		Agree	179	40.0	5,664	40.7	29,616	39.9
		Strongly agree	188	42.1	6,232	44.8	34,588	46.6
		Total	447	100.0	13,912	100.0	74,283	100.0
18r. At least one instructor learned my name [ACSOCSUP]	FACNAM	Strongly disagree	8	1.8	233	1.7	948	1.3
		Disagree	11	2.4	432	3.1	2,042	2.8
		Neutral	39	8.7	1,056	7.6	5,159	7.0
		Agree	184	41.0	5,575	40.2	29,310	39.6
		Strongly agree	207	46.1	6,574	47.4	36,584	49.4
		Total	449	100.0	13,870	100.0	74,043	100.0

* The comparison group and cohort columns on this page EXCLUDE your college.

Survey of Entering Student Engagement - Edison State College (2013 Administration)

2013 Benchmark Frequency Distributions - Main Survey

Comparison Group: Extra-Large Colleges in the 2013 Cohort*

Entering Students Only - Breakout by Enrollment Status: Full-Time Students

[Unweighted]

Academic and Social Support (ACSOCSUP)

Item	Variable	Responses	Your College		Ex-Large Colleges		2013 Cohort	
			Count	Percent	Count	Percent	Count	Percent
Item 18: Think about your experiences from the time of your decision to attend this college through the end of the first three weeks of your first semester/quarter.								
18s. I learned the name of at least one other student in most of my classes [ACSOCSUP]	STUNAM	Strongly disagree	11	2.5	202	1.5	948	1.3
		Disagree	23	5.1	537	3.9	2,406	3.2
		Neutral	36	8.0	1,113	8.0	5,414	7.3
		Agree	174	38.8	5,455	39.2	28,655	38.6
		Strongly agree	204	45.5	6,613	47.5	36,885	49.6
		Total	448	100.0	13,920	100.0	74,308	100.0

* The comparison group and cohort columns on this page EXCLUDE your college.