

Survey of Entering Student Engagement - Florida SouthWestern State College (2014 Administration)

2014 Benchmark Scores Report - Main Survey

Comparison Group: Extra-Large Colleges in the 2014 Cohort*

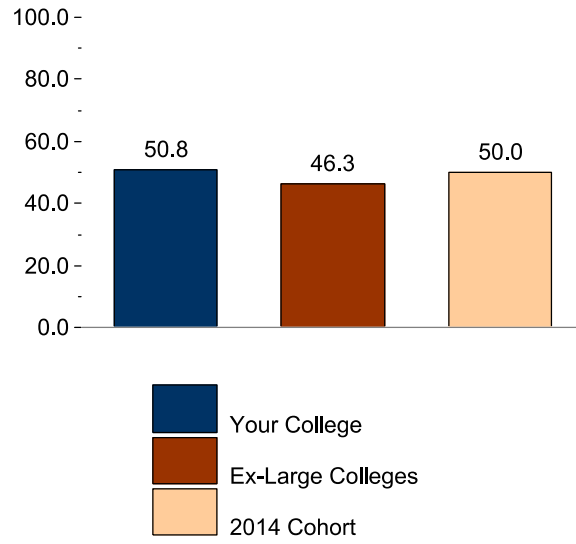
Entering Students Only

[Weighted]

Benchmark	Your College	Ex-Large Colleges		2014 Cohort	
	Score	Score	Difference	Score	Difference
Early Connections	50.8	46.3	4.5	50.0	0.8
High Expectations and Aspirations	49.2	48.7	0.5	50.0	-0.8
Clear Academic Plan and Pathway	57.6	47.0	10.5	50.0	7.6
Effective Track to College Readiness	36.1	48.9	-12.8	50.0	-13.9
Engaged Learning	52.0	49.3	2.6	50.0	2.0
Academic and Social Support Network	48.0	48.9	-0.9	50.0	-2.0

* The comparison group and cohort columns on this page INCLUDE your college.

Survey of Entering Student Engagement
Florida SouthWestern State College (2014 Administration)
2014 Benchmark Bar Chart - Main Survey
Comparison Group: Extra-Large Colleges in the 2014 Cohort*
Entering Students Only
[Weighted]
Early Connections (EARLYCON)



* The comparison group and cohort bars on this page INCLUDE your college.

Survey of Entering Student Engagement - Florida SouthWestern State College (2014 Administration)

2014 Benchmark Means Report - Main Survey

Comparison Group: Extra-Large Colleges in the 2014 Cohort*

Entering Students Only

[Weighted]

Early Connections (EARLYCON)

		Your College	Ex-Large Colleges		2014 Cohort	
Item	Variable	Mean	Mean	Effect Size**	Mean	Effect Size**
Item 18: Think about your experiences from the time of your decision to attend this college through the end of the first three weeks of your first semester/quarter.						
1 = Strongly disagree, 2 = Disagree, 3 = Neutral, 4 = Agree, 5 = Strongly agree						
18a. The very first time I came to this college I felt welcome [EARLYCON]	WELCOME	4.08	3.94		4.00	
18i. The college provided me with adequate information about financial assistance (scholarships, grants, loans, etc.) [EARLYCON]	FAINFO	3.38	3.37		3.45	
18j. A college staff member helped me determine whether I qualified for financial assistance [EARLYCON]	QUALFA	3.00	2.92		3.03	
18p. At least one college staff member (other than an instructor) learned my name [EARLYCON]	CSTAFNAM	3.30	3.10		3.25	
One or more items in this benchmark are not suited to means calculations. Please see the Frequency Distribution that follows for these items.						

* The comparison group and cohort columns on this page EXCLUDE your college.

** T-test: 2-tailed

If a row contains less than 50 respondents, interpret the comparison results cautiously.

Survey of Entering Student Engagement - Florida SouthWestern State College (2014 Administration)

2014 Benchmark Frequency Distributions - Main Survey

Comparison Group: Extra-Large Colleges in the 2014 Cohort*

Entering Students Only

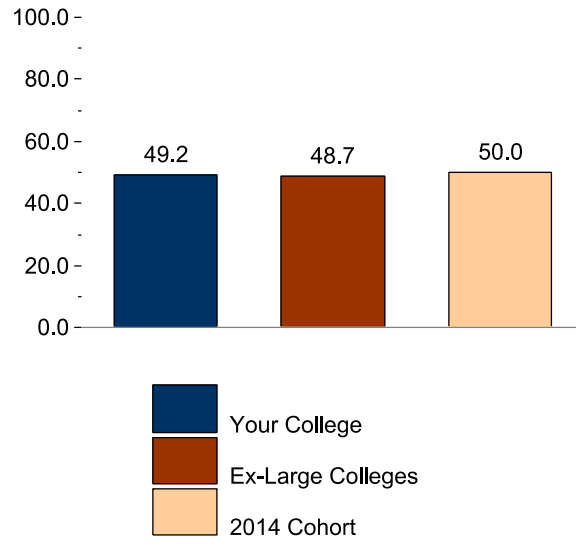
[Weighted]

Early Connections (EARLYCON)

Item	Variable	Responses	Your College		Ex-Large Colleges		2014 Cohort	
			Count	Percent	Count	Percent	Count	Percent
Item 18: Think about your experiences from the time of your decision to attend this college through the end of the first three weeks of your first semester/quarter.								
18a. The very first time I came to this college I felt welcome [EARLYCON]	WELCOME	Strongly disagree	1	0.2	198	1.0	766	0.8
		Disagree	5	0.9	482	2.4	2,010	2.0
		Neutral	118	19.3	5,149	25.3	22,806	23.1
		Agree	303	49.7	8,976	44.1	44,474	45.0
		Strongly agree	183	29.9	5,532	27.2	28,758	29.1
		Total	610	100.0	20,338	100.0	98,814	100.0
18i. The college provided me with adequate information about financial assistance (scholarships, grants, loans, etc.) [EARLYCON]	FAINFO	Strongly disagree	48	7.8	1,542	7.6	6,616	6.7
		Disagree	97	15.9	3,173	15.6	14,235	14.4
		Neutral	158	26.0	5,450	26.9	25,239	25.6
		Agree	190	31.1	6,529	32.2	33,012	33.5
		Strongly agree	117	19.3	3,596	17.7	19,481	19.8
		Total	610	100.0	20,289	100.0	98,583	100.0
18j. A college staff member helped me determine whether I qualified for financial assistance [EARLYCON]	QUALFA	Strongly disagree	68	11.2	2,586	12.8	11,062	11.3
		Disagree	168	27.6	5,565	27.5	25,356	25.8
		Neutral	142	23.4	5,372	26.5	25,388	25.8
		Agree	157	25.7	4,283	21.2	22,445	22.8
		Strongly agree	74	12.1	2,432	12.0	14,044	14.3
		Total	609	100.0	20,238	100.0	98,295	100.0
18p. At least one college staff member (other than an instructor) learned my name [EARLYCON]	CSTAFNAM	Strongly disagree	64	10.6	3,138	15.5	13,049	13.2
		Disagree	134	22.2	4,609	22.8	20,339	20.6
		Neutral	93	15.4	3,687	18.2	17,645	17.9
		Agree	179	29.6	4,640	22.9	24,365	24.7
		Strongly agree	134	22.2	4,185	20.7	23,110	23.5
		Total	605	100.0	20,259	100.0	98,508	100.0
Item 23								
23. Was a specific person assigned to you so you could see him/her each time you needed information or assistance?	ASNPERS	Yes	162	27.5	4,523	23.0	25,791	27.0
		No	427	72.5	15,104	77.0	69,753	73.0
		Total	590	100.0	19,627	100.0	95,544	100.0

* The comparison group and cohort columns on this page EXCLUDE your college.

Survey of Entering Student Engagement
Florida SouthWestern State College (2014 Administration)
2014 Benchmark Bar Chart - Main Survey
Comparison Group: Extra-Large Colleges in the 2014 Cohort*
Entering Students Only
[Weighted]
High Expectations and Aspirations (HIEXPECT)



* The comparison group and cohort bars on this page INCLUDE your college.

Survey of Entering Student Engagement - Florida SouthWestern State College (2014 Administration)

2014 Benchmark Means Report - Main Survey

Comparison Group: Extra-Large Colleges in the 2014 Cohort*

Entering Students Only

[Weighted]

High Expectations and Aspirations (HIEXPECT)

		Your College	Ex-Large Colleges		2014 Cohort	
Item	Variable	Mean	Mean	Effect Size**	Mean	Effect Size**
Item 18: Think about your experiences from the time of your decision to attend this college through the end of the first three weeks of your first semester/quarter.						
1 = Strongly disagree, 2 = Disagree, 3 = Neutral, 4 = Agree, 5 = Strongly agree						
18b. The instructors at this college want me to succeed [HIEXPECT]	WNTSCCD	4.19	4.25		4.28	
18t. I have the motivation to do what it takes to succeed in college [HIEXPECT]	ITTAKES	4.42	4.40		4.42	
18u. I am prepared academically to succeed in college [HIEXPECT]	ACPRPRD	4.33	4.29		4.30	
Item 19: During the first three weeks of your first semester/quarter at this college, about how often did you do the following?						
1 = Never, 2 = Once, 3 = Two or three times, 4 = Four or more times						
19c. Turn in an assignment late [HIEXPECT]	LATETURN	1.46	1.43		1.42	
19d. Not turn in an assignment [HIEXPECT]	NOTTURN	1.32	1.41		1.37	
19f. Come to class without completing readings or assignments [HIEXPECT]	NOTCOMPL	1.60	1.61		1.59	
19s. Skip class [HIEXPECT]	SKIPCL	1.38	1.34		1.34	

* The comparison group and cohort columns on this page EXCLUDE your college.

** T-test: 2-tailed

If a row contains less than 50 respondents, interpret the comparison results cautiously.

Survey of Entering Student Engagement - Florida SouthWestern State College (2014 Administration)

2014 Benchmark Frequency Distributions - Main Survey

Comparison Group: Extra-Large Colleges in the 2014 Cohort*

Entering Students Only

[Weighted]

High Expectations and Aspirations (HIEEXPECT)

Item	Variable	Responses	Your College		Ex-Large Colleges		2014 Cohort	
			Count	Percent	Count	Percent	Count	Percent
Item 18: Think about your experiences from the time of your decision to attend this college through the end of the first three weeks of your first semester/quarter.								
18b. The instructors at this college want me to succeed [HIEEXPECT]	WNTSCCD	Strongly disagree	1	0.2	45	0.2	209	0.2
		Disagree	8	1.4	175	0.9	691	0.7
		Neutral	90	14.8	2,545	12.6	11,368	11.6
		Agree	283	46.5	9,436	46.7	45,081	45.8
		Strongly agree	225	37.1	8,025	39.7	40,980	41.7
		Total	608	100.0	20,226	100.0	98,329	100.0
18t. I have the motivation to do what it takes to succeed in college [HIEEXPECT]	ITTAKES	Strongly disagree	3	0.5	107	0.5	442	0.4
		Disagree	12	1.9	256	1.3	1,166	1.2
		Neutral	52	8.6	1,878	9.3	8,551	8.7
		Agree	203	33.5	7,134	35.2	34,288	34.8
		Strongly agree	337	55.5	10,883	53.7	53,988	54.8
		Total	607	100.0	20,257	100.0	98,434	100.0
18u. I am prepared academically to succeed in college [HIEEXPECT]	ACPRPRD	Strongly disagree	3	0.5	114	0.6	492	0.5
		Disagree	13	2.1	305	1.5	1,373	1.4
		Neutral	67	10.9	2,605	12.8	12,286	12.5
		Agree	223	36.6	7,856	38.7	37,919	38.4
		Strongly agree	305	49.9	9,424	46.4	46,579	47.2
		Total	610	100.0	20,305	100.0	98,649	100.0
Item 19: During the first three weeks of your first semester/quarter at this college, about how often did you do the following?								
19c. Turn in an assignment late [HIEEXPECT]	LATETURN	Never	394	64.3	13,551	66.6	66,257	67.0
		Once	160	26.2	5,162	25.4	24,508	24.8
		Two or three times	52	8.5	1,433	7.0	7,197	7.3
		Four or more times	6	1.0	214	1.0	952	1.0
		Total	613	100.0	20,359	100.0	98,914	100.0
19d. Not turn in an assignment [HIEEXPECT]	NOTTURN	Never	464	76.3	14,061	69.8	71,307	72.9
		Once	101	16.6	4,317	21.4	18,836	19.3
		Two or three times	37	6.1	1,413	7.0	6,077	6.2
		Four or more times	6	1.0	346	1.7	1,594	1.6
		Total	608	100.0	20,137	100.0	97,813	100.0
19f. Come to class without completing readings or assignments [HIEEXPECT]	NOTCOMPL	Never	358	58.1	11,438	56.1	57,232	57.8
		Once	165	26.8	5,951	29.2	27,990	28.3
		Two or three times	75	12.1	2,443	12.0	11,127	11.2
		Four or more times	19	3.0	569	2.8	2,678	2.7
		Total	616	100.0	20,400	100.0	99,027	100.0

* The comparison group and cohort columns on this page EXCLUDE your college.

Survey of Entering Student Engagement - Florida SouthWestern State College (2014 Administration)

2014 Benchmark Frequency Distributions - Main Survey

Comparison Group: Extra-Large Colleges in the 2014 Cohort*

Entering Students Only

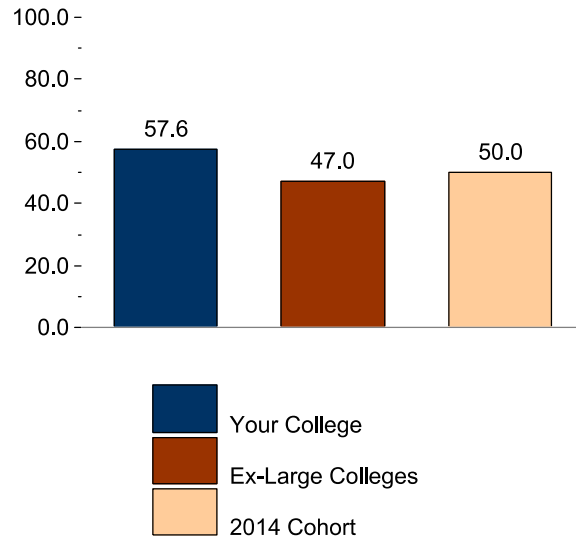
[Weighted]

High Expectations and Aspirations (HIEEXPECT)

			Your College		Ex-Large Colleges		2014 Cohort	
Item	Variable	Responses	Count	Percent	Count	Percent	Count	Percent
Item 19: During the first three weeks of your first semester/quarter at this college, about how often did you do the following?								
19s. Skip class [HIEEXPECT]	SKIPCL	Never	448	72.5	15,283	74.9	74,454	75.1
		Once	115	18.7	3,521	17.3	16,922	17.1
		Two or three times	45	7.3	1,359	6.7	6,462	6.5
		Four or more times	9	1.5	239	1.2	1,246	1.3
		Total	618	100.0	20,402	100.0	99,084	100.0

* The comparison group and cohort columns on this page EXCLUDE your college.

Survey of Entering Student Engagement
Florida SouthWestern State College (2014 Administration)
2014 Benchmark Bar Chart - Main Survey
Comparison Group: Extra-Large Colleges in the 2014 Cohort*
Entering Students Only
[Weighted]
Clear Academic Plan and Pathway (ACADPLAN)



* The comparison group and cohort bars on this page INCLUDE your college.

Survey of Entering Student Engagement - Florida SouthWestern State College (2014 Administration)

2014 Benchmark Means Report - Main Survey

Comparison Group: Extra-Large Colleges in the 2014 Cohort*

Entering Students Only

[Weighted]

Clear Academic Plan and Pathway (ACADPLAN)

		Your College	Ex-Large Colleges		2014 Cohort	
Item	Variable	Mean	Mean	Effect Size**	Mean	Effect Size**
Item 18: Think about your experiences from the time of your decision to attend this college through the end of the first three weeks of your first semester/quarter.						
1 = Strongly disagree, 2 = Disagree, 3 = Neutral, 4 = Agree, 5 = Strongly agree						
18d. I was able to meet with an academic advisor at times convenient for me [ACADPLAN]	AACONTIM	3.88	3.68	0.21**	3.76	
18e. An advisor helped me to select a course of study, program, or major [ACADPLAN]	AASELMAJ	3.99	3.56	0.37**	3.68	0.28**
18f. An advisor helped me to set academic goals and to create a plan for achieving them [ACADPLAN]	ACADGOAL	3.67	3.21	0.40**	3.27	0.35**
18g. An advisor helped me to identify the courses I needed to take during my first semester/quarter [ACADPLAN]	CRSADV	4.22	3.78	0.42**	3.88	0.33**
18h. A college staff member talked with me about my commitments outside of school (work, children, dependents, etc.) to help me figure out how many courses to take [ACADPLAN]	OSCOMM	2.96	2.78		2.86	

* The comparison group and cohort columns on this page EXCLUDE your college.

** T-test: 2-tailed

If a row contains less than 50 respondents, interpret the comparison results cautiously.

Survey of Entering Student Engagement - Florida SouthWestern State College (2014 Administration)

2014 Benchmark Frequency Distributions - Main Survey

Comparison Group: Extra-Large Colleges in the 2014 Cohort*

Entering Students Only

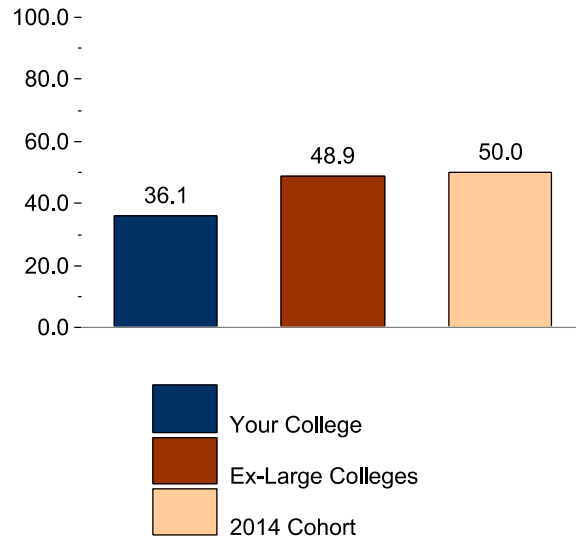
[Weighted]

Clear Academic Plan and Pathway (ACADPLAN)

Item	Variable	Responses	Your College		Ex-Large Colleges		2014 Cohort	
			Count	Percent	Count	Percent	Count	Percent
Item 18: Think about your experiences from the time of your decision to attend this college through the end of the first three weeks of your first semester/quarter.								
18d. I was able to meet with an academic advisor at times convenient for me [ACADPLAN]	AACONTIM	Strongly disagree	18	3.0	609	3.0	2,545	2.6
		Disagree	35	5.9	1,896	9.4	7,731	7.9
		Neutral	114	19.0	5,459	27.1	25,186	25.7
		Agree	263	43.7	7,603	37.7	38,149	38.9
		Strongly agree	170	28.3	4,576	22.7	24,351	24.9
		Total	601	100.0	20,142	100.0	97,961	100.0
18e. An advisor helped me to select a course of study, program, or major [ACADPLAN]	AASELMAJ	Strongly disagree	23	3.7	1,275	6.3	5,214	5.3
		Disagree	25	4.0	2,880	14.2	12,418	12.6
		Neutral	89	14.6	4,243	20.9	18,925	19.2
		Agree	274	44.9	6,928	34.2	34,572	35.1
		Strongly agree	200	32.7	4,958	24.4	27,426	27.8
		Total	610	100.0	20,284	100.0	98,555	100.0
18f. An advisor helped me to set academic goals and to create a plan for achieving them [ACADPLAN]	ACADGOAL	Strongly disagree	26	4.2	1,631	8.1	6,888	7.0
		Disagree	59	9.6	4,235	20.9	19,850	20.2
		Neutral	162	26.7	5,893	29.1	28,829	29.3
		Agree	207	34.0	5,162	25.5	25,661	26.1
		Strongly agree	155	25.4	3,322	16.4	17,151	17.4
		Total	608	100.0	20,241	100.0	98,379	100.0
18g. An advisor helped me to identify the courses I needed to take during my first semester/quarter [ACADPLAN]	CRSADV	Strongly disagree	12	2.0	1,050	5.2	3,998	4.1
		Disagree	9	1.5	1,957	9.7	8,242	8.4
		Neutral	50	8.2	3,173	15.7	14,386	14.6
		Agree	296	48.7	8,365	41.3	40,648	41.3
		Strongly agree	241	39.6	5,728	28.3	31,251	31.7
		Total	609	100.0	20,274	100.0	98,525	100.0
18h. A college staff member talked with me about my commitments outside of school (work, children, dependents, etc.) to help me figure out how many courses to take [ACADPLAN]	OSCOMM	Strongly disagree	63	10.4	2,952	14.6	12,942	13.1
		Disagree	190	31.1	6,533	32.2	30,122	30.6
		Neutral	136	22.3	5,004	24.7	25,027	25.4
		Agree	153	25.0	3,699	18.2	18,834	19.1
		Strongly agree	69	11.3	2,098	10.3	11,592	11.8
		Total	610	100.0	20,285	100.0	98,518	100.0

* The comparison group and cohort columns on this page EXCLUDE your college.

Survey of Entering Student Engagement
Florida SouthWestern State College (2014 Administration)
2014 Benchmark Bar Chart - Main Survey
Comparison Group: Extra-Large Colleges in the 2014 Cohort*
Entering Students Only
[Weighted]
Effective Track to College Readiness (COLLREAD)



* The comparison group and cohort bars on this page INCLUDE your college.

Survey of Entering Student Engagement - Florida SouthWestern State College (2014 Administration)

2014 Benchmark Means Report - Main Survey

Comparison Group: Extra-Large Colleges in the 2014 Cohort*

Entering Students Only

[Weighted]

Effective Track to College Readiness (COLLREAD)

		Your College	Ex-Large Colleges		2014 Cohort	
Item	Variable	Mean	Mean	Effect Size**	Mean	Effect Size**
Item 21: Think about your experiences from the time of your decision to attend this college through the end of the first three weeks of your first semester/quarter. Within a class, or through another experience at this college:						
1 = Strongly disagree, 2 = Disagree, 3 = Neutral, 4 = Agree, 5 = Strongly agree						
21a. I learned to improve my study skills (listening, note taking, highlighting readings, working with others, etc.) [COLLREAD]	LNDSTUDY	3.88	3.99		3.99	
21b. I learned to understand my academic strengths and weaknesses [COLLREAD]	LNDACAWK	3.96	3.94		3.94	
21c. I learned skills and strategies to improve my test-taking ability [COLLREAD]	LNSKLLS	3.57	3.63		3.64	
One or more items in this benchmark are not suited to means calculations. Please see the Frequency Distribution that follows for these items.						

* The comparison group and cohort columns on this page EXCLUDE your college.

** T-test: 2-tailed

If a row contains less than 50 respondents, interpret the comparison results cautiously.

Survey of Entering Student Engagement - Florida SouthWestern State College (2014 Administration)

2014 Benchmark Frequency Distributions - Main Survey

Comparison Group: Extra-Large Colleges in the 2014 Cohort*

Entering Students Only

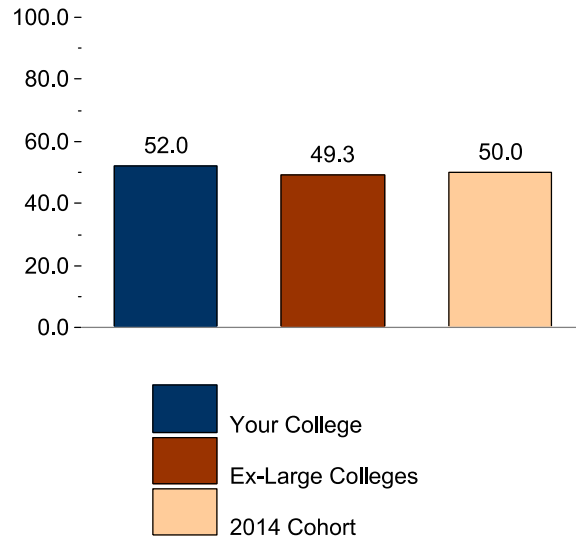
[Weighted]

Effective Track to College Readiness (COLLREAD)

Item	Variable	Responses	Your College		Ex-Large Colleges		2014 Cohort	
			Count	Percent	Count	Percent	Count	Percent
Item 12: Think about your experiences from the time of your decision to attend this college through the end of the first three weeks of your first semester/quarter.								
12a. Before I could register for classes, I was required to take a placement test (COMPASS, ASSET, ACCUPLACER, SAT, ACT, etc.) to assess my skills in reading, writing, and/or math [COLLREAD]	REQPTEST	Yes	365	60.6	17,082	84.6	82,984	84.6
		No	237	39.4	3,102	15.4	15,109	15.4
		Total	602	100.0	20,184	100.0	98,093	100.0
12b. I took a placement test (COMPASS, ASSET, ACCUPLACER, SAT, ACT, etc.) [COLLREAD]	TKPTEST	Yes	429	73.2	17,327	88.2	84,167	88.1
		No	157	26.8	2,314	11.8	11,385	11.9
		Total	586	100.0	19,641	100.0	95,552	100.0
Item 14								
14. This college required me to enroll in classes indicated by my placement test scores during my first semester/quarter [COLLREAD]	REQCLASS	Yes	302	49.9	14,445	71.7	69,162	70.8
		No	303	50.1	5,695	28.3	28,550	29.2
		Total	605	100.0	20,140	100.0	97,712	100.0
Item 21: Think about your experiences from the time of your decision to attend this college through the end of the first three weeks of your first semester/quarter. Within a class, or through another experience at this college:								
21a. I learned to improve my study skills (listening, note taking, highlighting readings, working with others, etc.) [COLLREAD]	LNDSTUDY	Strongly disagree	10	1.7	305	1.5	1,550	1.6
		Disagree	31	5.0	842	4.2	4,022	4.1
		Neutral	157	25.5	4,176	20.6	19,938	20.2
		Agree	243	39.6	8,468	41.8	41,040	41.7
		Strongly agree	173	28.2	6,485	32.0	31,974	32.5
		Total	615	100.0	20,275	100.0	98,525	100.0
21b. I learned to understand my academic strengths and weaknesses [COLLREAD]	LNDACAWK	Strongly disagree	6	1.0	244	1.2	1,206	1.2
		Disagree	29	4.7	789	3.9	4,056	4.1
		Neutral	134	21.9	4,580	22.6	22,195	22.5
		Agree	259	42.1	8,936	44.1	43,379	44.1
		Strongly agree	186	30.3	5,701	28.2	27,595	28.0
		Total	614	100.0	20,249	100.0	98,431	100.0
21c. I learned skills and strategies to improve my test-taking ability [COLLREAD]	LNSKLLS	Strongly disagree	12	2.0	539	2.7	2,605	2.6
		Disagree	76	12.4	2,031	10.0	9,813	10.0
		Neutral	209	33.9	6,486	32.0	31,057	31.5
		Agree	182	29.5	6,446	31.8	32,008	32.5
		Strongly agree	136	22.1	4,755	23.5	22,969	23.3
		Total	615	100.0	20,258	100.0	98,452	100.0

* The comparison group and cohort columns on this page EXCLUDE your college.

Survey of Entering Student Engagement
Florida SouthWestern State College (2014 Administration)
2014 Benchmark Bar Chart - Main Survey
Comparison Group: Extra-Large Colleges in the 2014 Cohort*
Entering Students Only
[Weighted]
Engaged Learning (ENGAGLRN)



* The comparison group and cohort bars on this page INCLUDE your college.

Survey of Entering Student Engagement - Florida SouthWestern State College (2014 Administration)

2014 Benchmark Means Report - Main Survey

Comparison Group: Extra-Large Colleges in the 2014 Cohort*

Entering Students Only

[Weighted]

Engaged Learning (ENGAGLRN)

		Your College	Ex-Large Colleges		2014 Cohort	
Item	Variable	Mean	Mean	Effect Size**	Mean	Effect Size**
Item 19: During the first three weeks of your first semester/quarter at this college, about how often did you do the following?						
1 = Never, 2 = Once, 3 = Two or three times, 4 = Four or more times						
19a. Ask questions in class or contribute to class discussions [ENGAGLRN]	ASKQUES	2.78	2.83		2.84	
19b. Prepare at least two drafts of a paper or assignment before turning it in [ENGAGLRN]	PREPDRFT	2.25	2.18		2.15	
19e. Participate in supplemental instruction (extra class sessions with an instructor, tutor, or experienced student) [ENGAGLRN]	SUPINSTR	1.61	1.55		1.53	
19g. Work with other students on a project or assignment during class [ENGAGLRN]	PINCLASS	2.57	2.46		2.47	
19h. Work with classmates outside of class on class projects or assignments [ENGAGLRN]	PREPOUTC	1.60	1.53		1.56	
19i. Participate in a required study group outside of class [ENGAGLRN]	GRPSTUDY	1.34	1.28		1.28	
19j. Participate in a student-initiated (not required) study group outside of class [ENGAGLRN]	NRGSTUDY	1.36	1.28		1.29	
19k. Use an electronic tool (e-mail, text messaging, Facebook, MySpace, class Web site, etc.) to communicate with another student about coursework [ENGAGLRN]	USEINTMG	2.17	2.07		2.09	
19l. Use an electronic tool (e-mail, text messaging, Facebook, MySpace, class Web site, etc.) to communicate with an instructor about coursework [ENGAGLRN]	MAILFAC	2.33	2.22		2.23	
19m. Discuss an assignment or grade with an instructor [ENGAGLRN]	FACASSN	2.06	2.08		2.07	
19n. Ask for help from an instructor regarding questions or problems related to a class [ENGAGLRN]	CLASSREL	2.32	2.34		2.34	
19o. Receive prompt written or oral feedback from instructors on your performance [ENGAGLRN]	FEEDBACK	2.45	2.35		2.35	
19q. Discuss ideas from your readings or classes with instructors outside of class [ENGAGLRN]	FACIDOC	1.59	1.56		1.56	
Item 20.2: Think about your experiences from the time of your decision to attend this college through the end of the first three weeks of your first semester/quarter. How often did you use the following services?						
1 = Never, 2 = Once, 3 = Two or three times, 4 = Four or more times						
20.2d. Face-to-face tutoring [ENGAGLRN]	FFTUSE	1.29	1.29		1.28	
20.2f. Writing, math, or other skill lab [ENGAGLRN]	SKLABUSE	1.83	1.71		1.73	
20.2h. Computer lab [ENGAGLRN]	COMLBUSE	1.93	2.01		2.08	

* The comparison group and cohort columns on this page EXCLUDE your college.

** T-test: 2-tailed

If a row contains less than 50 respondents, interpret the comparison results cautiously.

Survey of Entering Student Engagement - Florida SouthWestern State College (2014 Administration)

2014 Benchmark Frequency Distributions - Main Survey

Comparison Group: Extra-Large Colleges in the 2014 Cohort*

Entering Students Only

[Weighted]

Engaged Learning (ENGAGLRN)

Item	Variable	Responses	Your College		Ex-Large Colleges		2014 Cohort	
			Count	Percent	Count	Percent	Count	Percent
Item 19: During the first three weeks of your first semester/quarter at this college, about how often did you do the following?								
19a. Ask questions in class or contribute to class discussions [ENGAGLRN]	ASKQUES	Never	50	8.1	1,631	8.0	7,848	7.9
		Once	151	24.5	4,833	23.6	22,528	22.7
		Two or three times	302	48.9	9,456	46.2	46,261	46.5
		Four or more times	114	18.5	4,545	22.2	22,746	22.9
		Total	617	100.0	20,464	100.0	99,383	100.0
19b. Prepare at least two drafts of a paper or assignment before turning it in [ENGAGLRN]	PREPDRFT	Never	142	23.0	5,361	26.4	27,795	28.1
		Once	221	35.9	7,398	36.4	34,837	35.3
		Two or three times	214	34.7	6,215	30.5	29,284	29.7
		Four or more times	40	6.5	1,369	6.7	6,844	6.9
		Total	616	100.0	20,343	100.0	98,760	100.0
19e. Participate in supplemental instruction (extra class sessions with an instructor, tutor, or experienced student) [ENGAGLRN]	SUPINSTR	Never	377	60.9	13,640	66.7	67,101	67.6
		Once	140	22.7	3,409	16.7	16,411	16.5
		Two or three times	69	11.1	2,410	11.8	10,994	11.1
		Four or more times	33	5.3	979	4.8	4,703	4.7
		Total	619	100.0	20,439	100.0	99,209	100.0
19g. Work with other students on a project or assignment during class [ENGAGLRN]	PINCLASS	Never	115	18.8	4,254	20.8	20,826	21.0
		Once	142	23.2	5,358	26.2	25,453	25.7
		Two or three times	249	40.5	7,906	38.7	38,177	38.5
		Four or more times	108	17.5	2,914	14.3	14,751	14.9
		Total	614	100.0	20,433	100.0	99,206	100.0
19h. Work with classmates outside of class on class projects or assignments [ENGAGLRN]	PREPOUTC	Never	377	61.6	13,452	66.1	64,483	65.2
		Once	133	21.7	3,816	18.7	17,778	18.0
		Two or three times	74	12.1	2,321	11.4	12,046	12.2
		Four or more times	28	4.6	769	3.8	4,547	4.6
		Total	613	100.0	20,358	100.0	98,854	100.0
19i. Participate in a required study group outside of class [ENGAGLRN]	GRPSTUDY	Never	484	78.4	16,818	82.3	81,697	82.4
		Once	74	12.0	1,990	9.7	9,337	9.4
		Two or three times	44	7.2	1,224	6.0	5,752	5.8
		Four or more times	15	2.5	404	2.0	2,389	2.4
		Total	617	100.0	20,436	100.0	99,174	100.0
19j. Participate in a student-initiated (not required) study group outside of class [ENGAGLRN]	NRGSTUDY	Never	477	77.7	16,637	81.8	80,826	81.8
		Once	75	12.3	2,133	10.5	9,893	10.0
		Two or three times	43	7.0	1,109	5.5	5,593	5.7
		Four or more times	19	3.1	462	2.3	2,484	2.5
		Total	614	100.0	20,342	100.0	98,795	100.0

* The comparison group and cohort columns on this page EXCLUDE your college.

Survey of Entering Student Engagement - Florida SouthWestern State College (2014 Administration)

2014 Benchmark Frequency Distributions - Main Survey

Comparison Group: Extra-Large Colleges in the 2014 Cohort*

Entering Students Only

[Weighted]

Engaged Learning (ENGAGLRN)

			Your College		Ex-Large Colleges		2014 Cohort	
Item	Variable	Responses	Count	Percent	Count	Percent	Count	Percent
Item 19: During the first three weeks of your first semester/quarter at this college, about how often did you do the following?								
19k. Use an electronic tool (e-mail, text messaging, Facebook, MySpace, class Web site, etc.) to communicate with another student about coursework [ENGAGLRN]	USEINTMG	Never	237	38.4	8,730	42.7	41,983	42.3
		Once	144	23.3	4,627	22.6	21,401	21.5
		Two or three times	130	21.0	4,087	20.0	20,506	20.6
		Four or more times	107	17.3	3,013	14.7	15,434	15.5
		Total	618	100.0	20,457	100.0	99,325	100.0
19l. Use an electronic tool (e-mail, text messaging, Facebook, MySpace, class Web site, etc.) to communicate with an instructor about coursework [ENGAGLRN]	MAILFAC	Never	160	26.1	6,716	33.0	32,428	32.8
		Once	180	29.4	5,397	26.5	25,976	26.3
		Two or three times	184	30.1	5,393	26.5	26,121	26.4
		Four or more times	88	14.4	2,861	14.0	14,372	14.5
		Total	612	100.0	20,367	100.0	98,897	100.0
19m. Discuss an assignment or grade with an instructor [ENGAGLRN]	FACASSN	Never	199	32.3	6,672	32.7	32,512	32.8
		Once	222	36.0	6,999	34.3	34,351	34.7
		Two or three times	155	25.1	5,209	25.5	25,173	25.4
		Four or more times	41	6.6	1,519	7.4	7,093	7.2
		Total	616	100.0	20,399	100.0	99,129	100.0
19n. Ask for help from an instructor regarding questions or problems related to a class [ENGAGLRN]	CLASSREL	Never	134	21.7	4,734	23.2	23,080	23.3
		Once	212	34.4	6,362	31.2	30,749	31.0
		Two or three times	210	34.2	6,904	33.8	33,404	33.7
		Four or more times	60	9.7	2,414	11.8	11,879	12.0
		Total	616	100.0	20,413	100.0	99,112	100.0
19o. Receive prompt written or oral feedback from instructors on your performance [ENGAGLRN]	FEEDBACK	Never	131	21.2	4,989	24.5	24,325	24.6
		Once	164	26.6	5,944	29.1	28,628	28.9
		Two or three times	239	38.7	6,881	33.7	33,138	33.5
		Four or more times	84	13.6	2,585	12.7	12,929	13.1
		Total	617	100.0	20,399	100.0	99,021	100.0
19q. Discuss ideas from your readings or classes with instructors outside of class [ENGAGLRN]	FACIDOC	Never	389	63.1	13,332	65.3	64,256	64.8
		Once	124	20.1	3,738	18.3	18,506	18.7
		Two or three times	70	11.4	2,390	11.7	11,612	11.7
		Four or more times	33	5.4	954	4.7	4,713	4.8
		Total	617	100.0	20,414	100.0	99,088	100.0
Item 20.2: Think about your experiences from the time of your decision to attend this college through the end of the first three weeks of your first semester/quarter. How often did you use the following services?								
20.2d. Face-to-face tutoring [ENGAGLRN]	FFTUSE	Never	477	80.2	16,140	82.6	79,140	83.3
		Once	79	13.3	1,780	9.1	8,320	8.8
		Two or three times	26	4.3	1,011	5.2	4,619	4.9
		Four or more times	13	2.2	607	3.1	2,956	3.1
		Total	595	100.0	19,539	100.0	95,035	100.0

* The comparison group and cohort columns on this page EXCLUDE your college.

Survey of Entering Student Engagement - Florida SouthWestern State College (2014 Administration)

2014 Benchmark Frequency Distributions - Main Survey

Comparison Group: Extra-Large Colleges in the 2014 Cohort*

Entering Students Only

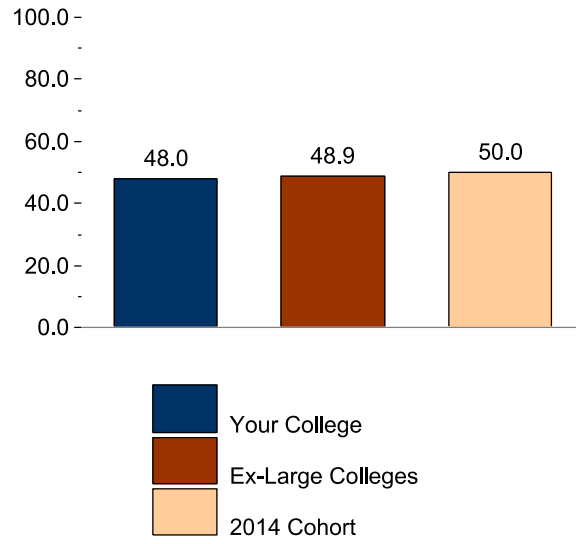
[Weighted]

Engaged Learning (ENGAGLRN)

Item	Variable	Responses	Your College		Ex-Large Colleges		2014 Cohort	
			Count	Percent	Count	Percent	Count	Percent
Item 20.2: Think about your experiences from the time of your decision to attend this college through the end of the first three weeks of your first semester/quarter. How often did you use the following services?								
20.2f. Writing, math, or other skill lab [ENGAGLRN]	SKLABUSE	Never	322	54.2	12,473	64.0	60,767	64.3
		Once	122	20.6	2,551	13.1	11,253	11.9
		Two or three times	79	13.2	2,161	11.1	10,083	10.7
		Four or more times	71	11.9	2,300	11.8	12,405	13.1
		Total	594	100.0	19,486	100.0	94,508	100.0
20.2h. Computer lab [ENGAGLRN]	COMLBUSE	Never	280	47.0	9,607	49.0	44,520	46.7
		Once	151	25.3	3,430	17.5	16,263	17.1
		Two or three times	94	15.7	3,299	16.8	16,571	17.4
		Four or more times	72	12.0	3,260	16.6	17,908	18.8
		Total	597	100.0	19,595	100.0	95,261	100.0

* The comparison group and cohort columns on this page EXCLUDE your college.

Survey of Entering Student Engagement
Florida SouthWestern State College (2014 Administration)
2014 Benchmark Bar Chart - Main Survey
Comparison Group: Extra-Large Colleges in the 2014 Cohort*
Entering Students Only
[Weighted]
Academic and Social Support (ACSOCSUP)



* The comparison group and cohort bars on this page INCLUDE your college.

Survey of Entering Student Engagement - Florida SouthWestern State College (2014 Administration)

2014 Benchmark Means Report - Main Survey

Comparison Group: Extra-Large Colleges in the 2014 Cohort*

Entering Students Only

[Weighted]

Academic and Social Support (ACSOCSUP)

		Your College	Ex-Large Colleges		2014 Cohort	
Item	Variable	Mean	Mean	Effect Size**	Mean	Effect Size**
Item 18: Think about your experiences from the time of your decision to attend this college through the end of the first three weeks of your first semester/quarter.						
1 = Strongly disagree, 2 = Disagree, 3 = Neutral, 4 = Agree, 5 = Strongly agree						
18l. All instructors clearly explained academic and student support services available at this college [ACSOCSUP]	RESOURCE	3.97	3.83		3.85	
18m. All instructors clearly explained course grading policies [ACSOCSUP]	GRADEPOL	4.21	4.26		4.27	
18n. All instructors clearly explained course syllabi (syllabuses) [ACSOCSUP]	SYLLABI	4.26	4.36		4.37	
18o. I knew how to get in touch with my instructors outside of class [ACSOCSUP]	FACMEET	4.20	4.27		4.28	
18q. At least one other student whom I didn't previously know learned my name [ACSOCSUP]	OSTUDNAM	4.07	4.11		4.14	
18r. At least one instructor learned my name [ACSOCSUP]	FACNAM	4.17	4.22		4.27	
18s. I learned the name of at least one other student in most of my classes [ACSOCSUP]	STUNAM	4.19	4.21		4.24	

* The comparison group and cohort columns on this page EXCLUDE your college.

** T-test: 2-tailed

If a row contains less than 50 respondents, interpret the comparison results cautiously.

Survey of Entering Student Engagement - Florida SouthWestern State College (2014 Administration)

2014 Benchmark Frequency Distributions - Main Survey

Comparison Group: Extra-Large Colleges in the 2014 Cohort*

Entering Students Only

[Weighted]

Academic and Social Support (ACSOCSUP)

Item	Variable	Responses	Your College		Ex-Large Colleges		2014 Cohort	
			Count	Percent	Count	Percent	Count	Percent
Item 18: Think about your experiences from the time of your decision to attend this college through the end of the first three weeks of your first semester/quarter.								
18l. All instructors clearly explained academic and student support services available at this college [ACSOCSUP]	RESOURCE	Strongly disagree	6	1.0	425	2.1	2,027	2.1
		Disagree	37	6.1	1,643	8.1	7,924	8.1
		Neutral	106	17.4	4,138	20.5	19,979	20.3
		Agree	278	45.7	8,674	42.9	41,707	42.4
		Strongly agree	182	29.8	5,350	26.4	26,722	27.2
		Total	609	100.0	20,229	100.0	98,358	100.0
18m. All instructors clearly explained course grading policies [ACSOCSUP]	GRADEPOL	Strongly disagree	1	0.2	140	0.7	597	0.6
		Disagree	14	2.3	445	2.2	2,163	2.2
		Neutral	76	12.6	1,889	9.3	8,931	9.1
		Agree	282	46.4	9,416	46.4	45,484	46.2
		Strongly agree	234	38.5	8,391	41.4	41,346	42.0
		Total	609	100.0	20,281	100.0	98,521	100.0
18n. All instructors clearly explained course syllabi (syllabuses) [ACSOCSUP]	SYLLABI	Strongly disagree	3	0.5	90	0.4	459	0.5
		Disagree	15	2.5	325	1.6	1,594	1.6
		Neutral	70	11.5	1,441	7.1	6,931	7.0
		Agree	251	41.3	8,704	43.0	41,890	42.6
		Strongly agree	270	44.3	9,694	47.9	47,450	48.3
		Total	609	100.0	20,253	100.0	98,324	100.0
18o. I knew how to get in touch with my instructors outside of class [ACSOCSUP]	FACMEET	Strongly disagree	2	0.3	146	0.7	666	0.7
		Disagree	23	3.8	479	2.4	2,301	2.3
		Neutral	64	10.5	1,836	9.1	8,897	9.0
		Agree	278	45.9	9,058	44.7	43,129	43.8
		Strongly agree	239	39.4	8,766	43.2	43,586	44.2
		Total	606	100.0	20,285	100.0	98,579	100.0
18q. At least one other student whom I didn't previously know learned my name [ACSOCSUP]	OSTUDNAM	Strongly disagree	25	4.0	530	2.6	2,624	2.7
		Disagree	23	3.7	1,059	5.2	4,897	5.0
		Neutral	67	11.0	2,298	11.3	10,389	10.5
		Agree	265	43.4	8,081	39.8	39,206	39.8
		Strongly agree	231	37.9	8,313	41.0	41,485	42.1
		Total	610	100.0	20,282	100.0	98,601	100.0
18r. At least one instructor learned my name [ACSOCSUP]	FACNAM	Strongly disagree	17	2.7	365	1.8	1,433	1.5
		Disagree	23	3.7	800	4.0	3,327	3.4
		Neutral	52	8.5	1,857	9.2	8,241	8.4
		Agree	266	43.9	8,160	40.4	39,483	40.2
		Strongly agree	250	41.2	9,011	44.6	45,701	46.5
		Total	607	100.0	20,193	100.0	98,185	100.0

* The comparison group and cohort columns on this page EXCLUDE your college.

Survey of Entering Student Engagement - Florida SouthWestern State College (2014 Administration)

2014 Benchmark Frequency Distributions - Main Survey

Comparison Group: Extra-Large Colleges in the 2014 Cohort*

Entering Students Only

[Weighted]

Academic and Social Support (ACSOCSUP)

Item	Variable	Responses	Your College		Ex-Large Colleges		2014 Cohort	
			Count	Percent	Count	Percent	Count	Percent
Item 18: Think about your experiences from the time of your decision to attend this college through the end of the first three weeks of your first semester/quarter.								
18s. I learned the name of at least one other student in most of my classes [ACSOCSUP]	STUNAM	Strongly disagree	10	1.6	389	1.9	1,768	1.8
		Disagree	27	4.5	927	4.6	4,023	4.1
		Neutral	61	10.0	1,875	9.2	8,453	8.6
		Agree	250	41.0	8,021	39.5	38,703	39.2
		Strongly agree	262	42.9	9,075	44.7	45,660	46.3
		Total	610	100.0	20,287	100.0	98,606	100.0

* The comparison group and cohort columns on this page EXCLUDE your college.