

Survey of Entering Student Engagement - Florida SouthWestern State College (2014 Administration)

2014 Benchmark Scores Report - Main Survey

Comparison Group: Extra-Large Colleges in the 2014 Cohort*

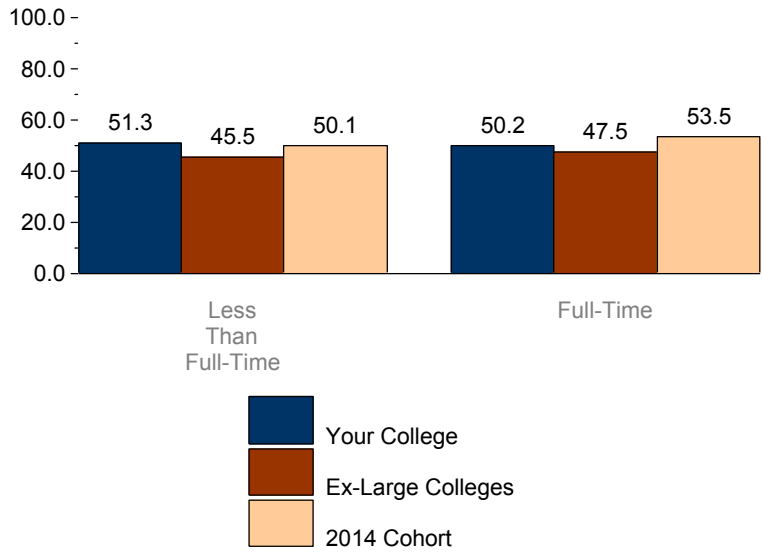
Entering Students Only - Breakout by Enrollment Status

[Unweighted]

Benchmark	Breakout Group	Your College	Ex-Large Colleges		2014 Cohort	
		Score	Score	Difference	Score	Difference
Early Connections	Less than full-time	51.3	45.5	5.8	50.1	1.2
	Full-time	50.2	47.5	2.7	53.5	-3.3
High Expectations and Aspirations	Less than full-time	47.9	48.6	-0.6	49.9	-2.0
	Full-time	50.7	48.8	1.9	49.7	1.0
Clear Academic Plan and Pathway	Less than full-time	56.4	46.3	10.1	50.3	6.1
	Full-time	59.0	48.3	10.6	52.3	6.7
Effective Track to College Readiness	Less than full-time	35.4	49.1	-13.7	49.9	-14.5
	Full-time	36.9	48.6	-11.6	50.7	-13.7
Engaged Learning	Less than full-time	49.3	47.3	2.1	47.5	1.9
	Full-time	55.2	52.7	2.6	54.1	1.2
Academic and Social Support Network	Less than full-time	44.5	47.6	-3.1	47.9	-3.4
	Full-time	52.2	50.9	1.3	52.6	-0.4

* The comparison group and cohort columns on this page INCLUDE your college.

Survey of Entering Student Engagement
Florida SouthWestern State College (2014 Administration)
2014 Benchmark Bar Chart - Main Survey
 Comparison Group: Extra-Large Colleges in the 2014 Cohort*
 Entering Students Only - Breakout by Enrollment Status
 [Unweighted]
 Early Connections (EARLYCON)



* The comparison group and cohort bars on this page INCLUDE your college.

Survey of Entering Student Engagement - Florida SouthWestern State College (2014 Administration)

2014 Benchmark Means Report - Main Survey

Comparison Group: Extra-Large Colleges in the 2014 Cohort*

Entering Students Only - Breakout by Enrollment Status

[Unweighted]

Early Connections (EARLYCON)

			Your College	Ex-Large Colleges		2014 Cohort	
Item	Variable	Breakout Group	Mean	Mean	Effect Size**	Mean	Effect Size**
Item 18: Think about your experiences from the time of your decision to attend this college through the end of the first three weeks of your first semester/quarter.							
1 = Strongly disagree, 2 = Disagree, 3 = Neutral, 4 = Agree, 5 = Strongly agree							
18a. The very first time I came to this college I felt welcome [EARLYCON]	WELCOME	Less than full-time	4.08	3.93		3.96	
		Full-time	4.09	3.96		4.03	
18i. The college provided me with adequate information about financial assistance (scholarships, grants, loans, etc.) [EARLYCON]	FAINFO	Less than full-time	3.37	3.33		3.38	
		Full-time	3.40	3.42		3.52	
18j. A college staff member helped me determine whether I qualified for financial assistance [EARLYCON]	QUALFA	Less than full-time	2.98	2.90		2.97	
		Full-time	3.03	2.96		3.08	
18p. At least one college staff member (other than an instructor) learned my name [EARLYCON]	CSTAFNAM	Less than full-time	3.28	3.08		3.16	
		Full-time	3.34	3.15		3.32	
One or more items in this benchmark are not suited to means calculations. Please see the Frequency Distribution that follows for these items.							

* The comparison group and cohort columns on this page EXCLUDE your college.

** T-test: 2-tailed

If a row contains less than 50 respondents, interpret the comparison results cautiously.

Survey of Entering Student Engagement - Florida SouthWestern State College (2014 Administration)

2014 Benchmark Frequency Distributions - Main Survey

Comparison Group: Extra-Large Colleges in the 2014 Cohort*

Entering Students Only - Breakout by Enrollment Status: Less Than Full-Time Students

[Unweighted]

Early Connections (EARLYCON)

Item	Variable	Responses	Your College		Ex-Large Colleges		2014 Cohort	
			Count	Percent	Count	Percent	Count	Percent
Item 18: Think about your experiences from the time of your decision to attend this college through the end of the first three weeks of your first semester/quarter.								
18a. The very first time I came to this college I felt welcome [EARLYCON]	WELCOME	Strongly disagree	0	N/A	67	1.0	244	0.9
		Disagree	1	0.6	170	2.5	622	2.2
		Neutral	34	19.8	1,759	26.0	6,847	24.5
		Agree	88	51.2	2,951	43.6	12,446	44.5
		Strongly agree	49	28.5	1,824	26.9	7,837	28.0
		Total	172	100.0	6,771	100.0	27,996	100.0
18i. The college provided me with adequate information about financial assistance (scholarships, grants, loans, etc.) [EARLYCON]	FAINFO	Strongly disagree	12	7.0	534	7.9	2,122	7.6
		Disagree	27	15.7	1,087	16.1	4,348	15.6
		Neutral	49	28.5	1,875	27.8	7,421	26.6
		Agree	54	31.4	2,118	31.4	8,921	32.0
		Strongly agree	30	17.4	1,134	16.8	5,106	18.3
		Total	172	100.0	6,748	100.0	27,918	100.0
18j. A college staff member helped me determine whether I qualified for financial assistance [EARLYCON]	QUALFA	Strongly disagree	18	10.5	866	12.9	3,336	12.0
		Disagree	48	27.9	1,868	27.8	7,479	26.9
		Neutral	43	25.0	1,832	27.2	7,276	26.1
		Agree	46	26.7	1,404	20.9	6,078	21.8
		Strongly agree	17	9.9	760	11.3	3,670	13.2
		Total	172	100.0	6,730	100.0	27,839	100.0
18p. At least one college staff member (other than an instructor) learned my name [EARLYCON]	CSTAFNAM	Strongly disagree	16	9.4	1,043	15.5	3,960	14.2
		Disagree	40	23.5	1,547	23.0	6,069	21.8
		Neutral	27	15.9	1,302	19.3	5,391	19.3
		Agree	55	32.4	1,533	22.8	6,634	23.8
		Strongly agree	32	18.8	1,312	19.5	5,846	21.0
		Total	170	100.0	6,737	100.0	27,900	100.0
Item 23								
23. Was a specific person assigned to you so you could see him/her each time you needed information or assistance?	ASNPERS	Yes	50	30.1	1,439	22.1	6,662	24.7
		No	116	69.9	5,077	77.9	20,348	75.3
		Total	166	100.0	6,516	100.0	27,010	100.0

* The comparison group and cohort columns on this page EXCLUDE your college.

Survey of Entering Student Engagement - Florida SouthWestern State College (2014 Administration)

2014 Benchmark Frequency Distributions - Main Survey

Comparison Group: Extra-Large Colleges in the 2014 Cohort*

Entering Students Only - Breakout by Enrollment Status: Full-Time Students

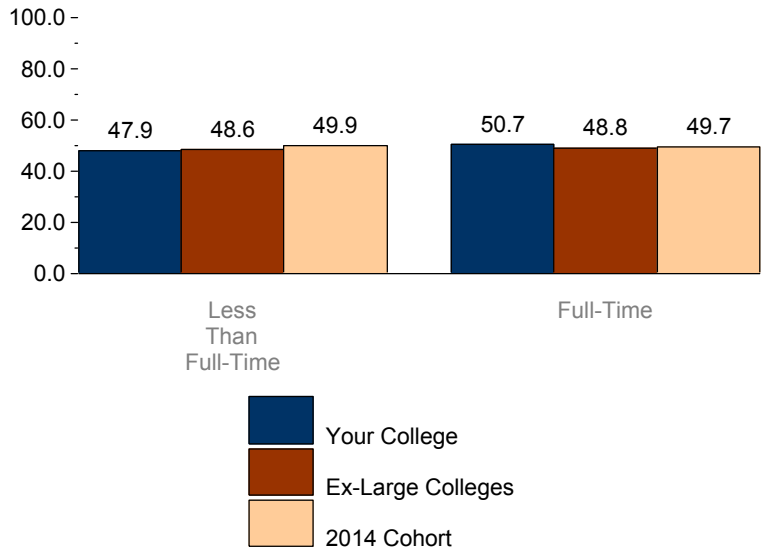
[Unweighted]

Early Connections (EARLYCON)

			Your College		Ex-Large Colleges		2014 Cohort	
Item	Variable	Responses	Count	Percent	Count	Percent	Count	Percent
Item 18: Think about your experiences from the time of your decision to attend this college through the end of the first three weeks of your first semester/quarter.								
18a. The very first time I came to this college I felt welcome [EARLYCON]	WELCOME	Strongly disagree	2	0.4	133	0.9	529	0.7
		Disagree	7	1.3	313	2.1	1,428	1.9
		Neutral	104	18.7	3,637	24.4	16,741	21.7
		Agree	266	47.9	6,721	45.1	35,020	45.4
		Strongly agree	176	31.7	4,085	27.4	23,342	30.3
		Total	555	100.0	14,889	100.0	77,060	100.0
18i. The college provided me with adequate information about financial assistance (scholarships, grants, loans, etc.) [EARLYCON]	FAINFO	Strongly disagree	49	8.8	1,063	7.1	4,526	5.9
		Disagree	89	16.1	2,216	14.9	10,329	13.4
		Neutral	127	22.9	3,841	25.8	18,887	24.6
		Agree	170	30.7	4,940	33.2	26,749	34.8
		Strongly agree	119	21.5	2,817	18.9	16,431	21.4
		Total	554	100.0	14,877	100.0	76,922	100.0
18j. A college staff member helped me determine whether I qualified for financial assistance [EARLYCON]	QUALFA	Strongly disagree	67	12.1	1,862	12.5	8,171	10.7
		Disagree	151	27.3	4,008	27.0	19,195	25.0
		Neutral	118	21.3	3,805	25.6	19,417	25.3
		Agree	135	24.4	3,221	21.7	18,021	23.5
		Strongly agree	82	14.8	1,942	13.1	11,873	15.5
		Total	553	100.0	14,838	100.0	76,677	100.0
18p. At least one college staff member (other than an instructor) learned my name [EARLYCON]	CSTAFNAM	Strongly disagree	67	12.1	2,279	15.3	9,681	12.6
		Disagree	114	20.6	3,338	22.5	15,285	19.9
		Neutral	82	14.8	2,485	16.7	12,534	16.3
		Agree	145	26.2	3,439	23.1	19,487	25.4
		Strongly agree	145	26.2	3,315	22.3	19,861	25.8
		Total	553	100.0	14,856	100.0	76,848	100.0
Item 23								
23. Was a specific person assigned to you so you could see him/her each time you needed information or assistance?	ASNPERS	Yes	131	24.4	3,554	24.7	21,851	29.3
		No	406	75.6	10,863	75.3	52,808	70.7
		Total	537	100.0	14,417	100.0	74,659	100.0

* The comparison group and cohort columns on this page EXCLUDE your college.

Survey of Entering Student Engagement
Florida SouthWestern State College (2014 Administration)
2014 Benchmark Bar Chart - Main Survey
 Comparison Group: Extra-Large Colleges in the 2014 Cohort*
 Entering Students Only - Breakout by Enrollment Status
 [Unweighted]
 High Expectations and Aspirations (HIEEXPECT)



* The comparison group and cohort bars on this page INCLUDE your college.

Survey of Entering Student Engagement - Florida SouthWestern State College (2014 Administration)

2014 Benchmark Means Report - Main Survey

Comparison Group: Extra-Large Colleges in the 2014 Cohort*

Entering Students Only - Breakout by Enrollment Status

[Unweighted]

High Expectations and Aspirations (HIEEXPECT)

			Your College	Ex-Large Colleges		2014 Cohort	
Item	Variable	Breakout Group	Mean	Mean	Effect Size**	Mean	Effect Size**
Item 18: Think about your experiences from the time of your decision to attend this college through the end of the first three weeks of your first semester/quarter.							
1 = Strongly disagree, 2 = Disagree, 3 = Neutral, 4 = Agree, 5 = Strongly agree							
18b. The instructors at this college want me to succeed [HIEEXPECT]	WNTSCCD	Less than full-time	4.16	4.25		4.28	
		Full-time	4.22	4.24		4.29	
18t. I have the motivation to do what it takes to succeed in college [HIEEXPECT]	ITTAKES	Less than full-time	4.32	4.38		4.40	
		Full-time	4.53	4.45		4.46	
18u. I am prepared academically to succeed in college [HIEEXPECT]	ACPRPRD	Less than full-time	4.28	4.25		4.26	
		Full-time	4.39	4.35		4.36	
Item 19: During the first three weeks of your first semester/quarter at this college, about how often did you do the following?							
1 = Never, 2 = Once, 3 = Two or three times, 4 = Four or more times							
19c. Turn in an assignment late [HIEEXPECT]	LATETURN	Less than full-time	1.50	1.42		1.42	
		Full-time	1.42	1.43		1.43	
19d. Not turn in an assignment [HIEEXPECT]	NOTTURN	Less than full-time	1.32	1.39		1.35	
		Full-time	1.31	1.43		1.38	
19f. Come to class without completing readings or assignments [HIEEXPECT]	NOTCOMPL	Less than full-time	1.58	1.58		1.55	
		Full-time	1.62	1.67		1.63	
19s. Skip class [HIEEXPECT]	SKIPCL	Less than full-time	1.37	1.33		1.32	
		Full-time	1.39	1.35		1.35	

* The comparison group and cohort columns on this page EXCLUDE your college.

** T-test: 2-tailed

If a row contains less than 50 respondents, interpret the comparison results cautiously.

Survey of Entering Student Engagement - Florida SouthWestern State College (2014 Administration)

2014 Benchmark Frequency Distributions - Main Survey

Comparison Group: Extra-Large Colleges in the 2014 Cohort*

Entering Students Only - Breakout by Enrollment Status: Less Than Full-Time Students

[Unweighted]

High Expectations and Aspirations (HIEEXPECT)

Item	Variable	Responses	Your College		Ex-Large Colleges		2014 Cohort	
			Count	Percent	Count	Percent	Count	Percent
Item 18: Think about your experiences from the time of your decision to attend this college through the end of the first three weeks of your first semester/quarter.								
18b. The instructors at this college want me to succeed [HIEEXPECT]	WNTSCCD	Strongly disagree	0	N/A	15	0.2	60	0.2
		Disagree	2	1.2	60	0.9	204	0.7
		Neutral	29	17.0	840	12.5	3,277	11.8
		Agree	79	46.2	3,135	46.6	12,698	45.6
		Strongly agree	61	35.7	2,675	39.8	11,598	41.7
		Total	171	100.0	6,725	100.0	27,837	100.0
18t. I have the motivation to do what it takes to succeed in college [HIEEXPECT]	ITTAKES	Strongly disagree	1	0.6	41	0.6	137	0.5
		Disagree	5	2.9	94	1.4	365	1.3
		Neutral	19	11.1	671	10.0	2,575	9.2
		Agree	59	34.5	2,423	36.0	9,889	35.5
		Strongly agree	87	50.9	3,510	52.1	14,903	53.5
		Total	171	100.0	6,739	100.0	27,869	100.0
18u. I am prepared academically to succeed in college [HIEEXPECT]	ACPRPRD	Strongly disagree	0	N/A	42	0.6	147	0.5
		Disagree	4	2.3	110	1.6	436	1.6
		Neutral	24	14.0	959	14.2	3,893	13.9
		Agree	63	36.6	2,641	39.1	10,857	38.9
		Strongly agree	81	47.1	3,004	44.5	12,611	45.1
		Total	172	100.0	6,756	100.0	27,944	100.0
Item 19: During the first three weeks of your first semester/quarter at this college, about how often did you do the following?								
19c. Turn in an assignment late [HIEEXPECT]	LATETURN	Never	107	61.5	4,538	67.1	18,890	67.4
		Once	48	27.6	1,696	25.1	6,845	24.4
		Two or three times	18	10.3	462	6.8	1,998	7.1
		Four or more times	1	0.6	72	1.1	273	1.0
		Total	174	100.0	6,768	100.0	28,006	100.0
19d. Not turn in an assignment [HIEEXPECT]	NOTTURN	Never	133	76.4	4,787	71.5	20,531	74.1
		Once	27	15.5	1,340	20.0	5,035	18.2
		Two or three times	13	7.5	451	6.7	1,658	6.0
		Four or more times	1	0.6	117	1.7	466	1.7
		Total	174	100.0	6,695	100.0	27,690	100.0
19f. Come to class without completing readings or assignments [HIEEXPECT]	NOTCOMPL	Never	105	60.0	3,978	58.6	16,903	60.3
		Once	43	24.6	1,886	27.8	7,574	27.0
		Two or three times	22	12.6	739	10.9	2,885	10.3
		Four or more times	5	2.9	183	2.7	687	2.4
		Total	175	100.0	6,786	100.0	28,049	100.0

* The comparison group and cohort columns on this page EXCLUDE your college.

Survey of Entering Student Engagement - Florida SouthWestern State College (2014 Administration)

2014 Benchmark Frequency Distributions - Main Survey

Comparison Group: Extra-Large Colleges in the 2014 Cohort*

Entering Students Only - Breakout by Enrollment Status: Less Than Full-Time Students

[Unweighted]

High Expectations and Aspirations (HIEEXPECT)

Item	Variable	Responses	Your College		Ex-Large Colleges		2014 Cohort	
			Count	Percent	Count	Percent	Count	Percent
Item 19: During the first three weeks of your first semester/quarter at this college, about how often did you do the following?								
19s. Skip class [HIEEXPECT]	SKIPCL	Never	129	73.3	5,148	75.9	21,416	76.4
		Once	32	18.2	1,130	16.7	4,607	16.4
		Two or three times	12	6.8	429	6.3	1,686	6.0
		Four or more times	3	1.7	74	1.1	330	1.2
		Total	176	100.0	6,781	100.0	28,039	100.0

* The comparison group and cohort columns on this page EXCLUDE your college.

Survey of Entering Student Engagement - Florida SouthWestern State College (2014 Administration)

2014 Benchmark Frequency Distributions - Main Survey

Comparison Group: Extra-Large Colleges in the 2014 Cohort*

Entering Students Only - Breakout by Enrollment Status: Full-Time Students

[Unweighted]

High Expectations and Aspirations (HIEEXPECT)

Item	Variable	Responses	Your College		Ex-Large Colleges		2014 Cohort	
			Count	Percent	Count	Percent	Count	Percent
Item 18: Think about your experiences from the time of your decision to attend this college through the end of the first three weeks of your first semester/quarter.								
18b. The instructors at this college want me to succeed [HIEEXPECT]	WNTSCCD	Strongly disagree	3	0.5	33	0.2	157	0.2
		Disagree	9	1.6	119	0.8	504	0.7
		Neutral	67	12.1	1,891	12.7	8,663	11.3
		Agree	260	46.9	6,933	46.7	35,354	46.1
		Strongly agree	215	38.8	5,859	39.5	32,074	41.8
		Total	554	100.0	14,835	100.0	76,752	100.0
18t. I have the motivation to do what it takes to succeed in college [HIEEXPECT]	ITTAKES	Strongly disagree	2	0.4	63	0.4	313	0.4
		Disagree	4	0.7	148	1.0	739	1.0
		Neutral	31	5.6	1,231	8.3	6,050	7.9
		Agree	178	32.2	5,044	34.0	26,023	33.9
		Strongly agree	337	61.1	8,357	56.3	43,695	56.9
		Total	552	100.0	14,843	100.0	76,820	100.0
18u. I am prepared academically to succeed in college [HIEEXPECT]	ACPRPRD	Strongly disagree	6	1.1	70	0.5	357	0.5
		Disagree	10	1.8	193	1.3	913	1.2
		Neutral	40	7.2	1,598	10.7	8,170	10.6
		Agree	202	36.5	5,637	37.9	29,066	37.8
		Strongly agree	296	53.4	7,377	49.6	38,444	50.0
		Total	554	100.0	14,875	100.0	76,950	100.0
Item 19: During the first three weeks of your first semester/quarter at this college, about how often did you do the following?								
19c. Turn in an assignment late [HIEEXPECT]	LATETURN	Never	375	67.8	9,878	66.1	51,343	66.5
		Once	135	24.4	3,834	25.7	19,536	25.3
		Two or three times	34	6.1	1,081	7.2	5,581	7.2
		Four or more times	9	1.6	150	1.0	724	0.9
		Total	553	100.0	14,943	100.0	77,184	100.0
19d. Not turn in an assignment [HIEEXPECT]	NOTTURN	Never	413	76.2	10,025	67.8	54,655	71.6
		Once	97	17.9	3,439	23.3	15,664	20.5
		Two or three times	24	4.4	1,075	7.3	4,857	6.4
		Four or more times	8	1.5	237	1.6	1,162	1.5
		Total	542	100.0	14,776	100.0	76,338	100.0
19f. Come to class without completing readings or assignments [HIEEXPECT]	NOTCOMPL	Never	309	55.7	7,865	52.6	42,464	55.0
		Once	164	29.5	4,629	31.0	22,960	29.7
		Two or three times	64	11.5	2,019	13.5	9,508	12.3
		Four or more times	18	3.2	440	2.9	2,292	3.0
		Total	555	100.0	14,953	100.0	77,224	100.0

* The comparison group and cohort columns on this page EXCLUDE your college.

Survey of Entering Student Engagement - Florida SouthWestern State College (2014 Administration)

2014 Benchmark Frequency Distributions - Main Survey

Comparison Group: Extra-Large Colleges in the 2014 Cohort*

Entering Students Only - Breakout by Enrollment Status: Full-Time Students

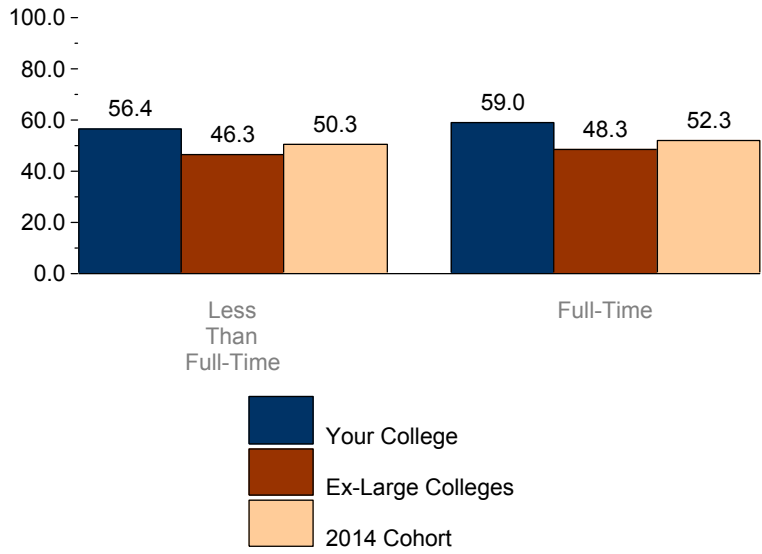
[Unweighted]

High Expectations and Aspirations (HIEEXPECT)

Item	Variable	Responses	Your College		Ex-Large Colleges		2014 Cohort	
			Count	Percent	Count	Percent	Count	Percent
Item 19: During the first three weeks of your first semester/quarter at this college, about how often did you do the following?								
19s. Skip class [HIEEXPECT]	SKIPCL	Never	396	71.5	11,082	74.1	57,409	74.2
		Once	107	19.3	2,673	17.9	13,601	17.6
		Two or three times	44	7.9	1,034	6.9	5,320	6.9
		Four or more times	7	1.3	175	1.2	993	1.3
		Total	554	100.0	14,964	100.0	77,323	100.0

* The comparison group and cohort columns on this page EXCLUDE your college.

Survey of Entering Student Engagement
Florida SouthWestern State College (2014 Administration)
2014 Benchmark Bar Chart - Main Survey
 Comparison Group: Extra-Large Colleges in the 2014 Cohort*
 Entering Students Only - Breakout by Enrollment Status
 [Unweighted]
 Clear Academic Plan and Pathway (ACADPLAN)



* The comparison group and cohort bars on this page INCLUDE your college.

Survey of Entering Student Engagement - Florida SouthWestern State College (2014 Administration)

2014 Benchmark Means Report - Main Survey

Comparison Group: Extra-Large Colleges in the 2014 Cohort*

Entering Students Only - Breakout by Enrollment Status

[Unweighted]

Clear Academic Plan and Pathway (ACADPLAN)

			Your College	Ex-Large Colleges		2014 Cohort	
Item	Variable	Breakout Group	Mean	Mean	Effect Size**	Mean	Effect Size**
Item 18: Think about your experiences from the time of your decision to attend this college through the end of the first three weeks of your first semester/quarter.							
1 = Strongly disagree, 2 = Disagree, 3 = Neutral, 4 = Agree, 5 = Strongly agree							
18d. I was able to meet with an academic advisor at times convenient for me [ACADPLAN]	AACONTIM	Less than full-time	3.83	3.66		3.71	
		Full-time	3.95	3.72	0.23**	3.81	
18e. An advisor helped me to select a course of study, program, or major [ACADPLAN]	AASELMAJ	Less than full-time	3.95	3.55	0.35**	3.64	0.27**
		Full-time	4.04	3.61	0.36**	3.72	0.28**
18f. An advisor helped me to set academic goals and to create a plan for achieving them [ACADPLAN]	ACADGOAL	Less than full-time	3.67	3.21	0.39**	3.24	0.36**
		Full-time	3.67	3.23	0.37**	3.29	0.32**
18g. An advisor helped me to identify the courses I needed to take during my first semester/quarter [ACADPLAN]	CRSADV	Less than full-time	4.15	3.75	0.36**	3.83	0.29**
		Full-time	4.32	3.84	0.43**	3.95	0.35**
18h. A college staff member talked with me about my commitments outside of school (work, children, dependents, etc.) to help me figure out how many courses to take [ACADPLAN]	OSCOMM	Less than full-time	2.94	2.78		2.84	
		Full-time	2.98	2.78		2.87	

* The comparison group and cohort columns on this page EXCLUDE your college.

** T-test: 2-tailed

If a row contains less than 50 respondents, interpret the comparison results cautiously.

Survey of Entering Student Engagement - Florida SouthWestern State College (2014 Administration)

2014 Benchmark Frequency Distributions - Main Survey

Comparison Group: Extra-Large Colleges in the 2014 Cohort*

Entering Students Only - Breakout by Enrollment Status: Less Than Full-Time Students

[Unweighted]

Clear Academic Plan and Pathway (ACADPLAN)

Item	Variable	Responses	Your College		Ex-Large Colleges		2014 Cohort	
			Count	Percent	Count	Percent	Count	Percent
Item 18: Think about your experiences from the time of your decision to attend this college through the end of the first three weeks of your first semester/quarter.								
18d. I was able to meet with an academic advisor at times convenient for me [ACADPLAN]	AACONTIM	Strongly disagree	6	3.6	210	3.1	789	2.8
		Disagree	8	4.8	643	9.6	2,407	8.7
		Neutral	38	22.6	1,849	27.6	7,399	26.7
		Agree	73	43.5	2,530	37.7	10,660	38.4
		Strongly agree	43	25.6	1,473	22.0	6,491	23.4
		Total	168	100.0	6,705	100.0	27,746	100.0
18e. An advisor helped me to select a course of study, program, or major [ACADPLAN]	AASELMAJ	Strongly disagree	6	3.5	409	6.1	1,498	5.4
		Disagree	5	2.9	971	14.4	3,651	13.1
		Neutral	29	16.9	1,481	22.0	5,576	20.0
		Agree	84	48.8	2,303	34.1	9,894	35.4
		Strongly agree	48	27.9	1,583	23.5	7,298	26.1
		Total	172	100.0	6,747	100.0	27,917	100.0
18f. An advisor helped me to set academic goals and to create a plan for achieving them [ACADPLAN]	ACADGOAL	Strongly disagree	7	4.1	528	7.8	2,007	7.2
		Disagree	13	7.6	1,386	20.6	5,725	20.6
		Neutral	49	28.7	2,031	30.2	8,246	29.6
		Agree	63	36.8	1,702	25.3	7,223	25.9
		Strongly agree	39	22.8	1,086	16.1	4,654	16.7
		Total	171	100.0	6,733	100.0	27,855	100.0
18g. An advisor helped me to identify the courses I needed to take during my first semester/quarter [ACADPLAN]	CRSADV	Strongly disagree	4	2.3	353	5.2	1,210	4.3
		Disagree	2	1.2	660	9.8	2,513	9.0
		Neutral	16	9.3	1,131	16.8	4,396	15.8
		Agree	93	54.1	2,804	41.6	11,571	41.5
		Strongly agree	57	33.1	1,797	26.6	8,218	29.4
		Total	172	100.0	6,745	100.0	27,908	100.0
18h. A college staff member talked with me about my commitments outside of school (work, children, dependents, etc.) to help me figure out how many courses to take [ACADPLAN]	OSCOMM	Strongly disagree	16	9.3	969	14.4	3,768	13.5
		Disagree	54	31.4	2,157	32.0	8,659	31.0
		Neutral	41	23.8	1,681	24.9	6,990	25.0
		Agree	47	27.3	1,238	18.3	5,287	18.9
		Strongly agree	14	8.1	703	10.4	3,201	11.5
		Total	172	100.0	6,748	100.0	27,905	100.0

* The comparison group and cohort columns on this page EXCLUDE your college.

Survey of Entering Student Engagement - Florida SouthWestern State College (2014 Administration)

2014 Benchmark Frequency Distributions - Main Survey

Comparison Group: Extra-Large Colleges in the 2014 Cohort*

Entering Students Only - Breakout by Enrollment Status: Full-Time Students

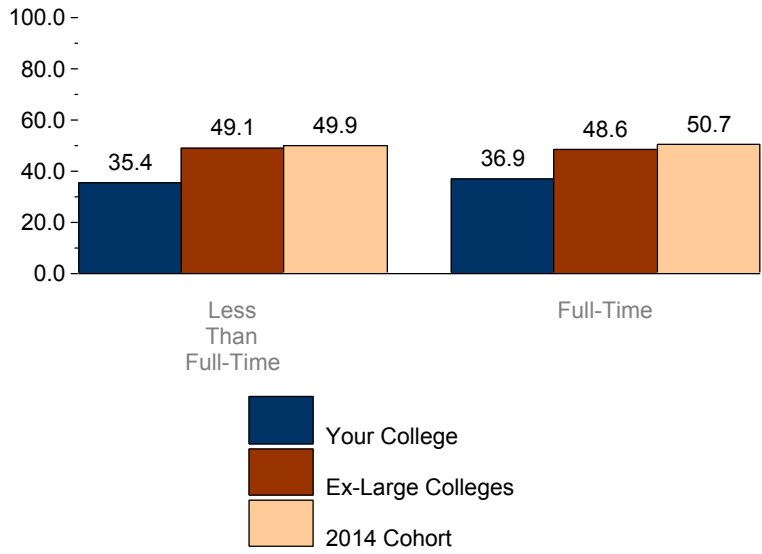
[Unweighted]

Clear Academic Plan and Pathway (ACADPLAN)

Item	Variable	Responses	Your College		Ex-Large Colleges		2014 Cohort	
			Count	Percent	Count	Percent	Count	Percent
Item 18: Think about your experiences from the time of your decision to attend this college through the end of the first three weeks of your first semester/quarter.								
18d. I was able to meet with an academic advisor at times convenient for me [ACADPLAN]	AACONTIM	Strongly disagree	13	2.4	415	2.8	1,808	2.4
		Disagree	40	7.3	1,320	8.9	5,453	7.1
		Neutral	81	14.7	3,833	26.0	18,736	24.5
		Agree	243	44.1	5,601	38.0	30,108	39.4
		Strongly agree	174	31.6	3,583	24.3	20,320	26.6
		Total	551	100.0	14,752	100.0	76,425	100.0
18e. An advisor helped me to select a course of study, program, or major [ACADPLAN]	AASELMAJ	Strongly disagree	22	4.0	945	6.4	4,011	5.2
		Disagree	30	5.4	2,035	13.7	9,368	12.2
		Neutral	66	11.9	2,883	19.4	13,971	18.2
		Agree	222	40.1	5,067	34.1	26,569	34.6
		Strongly agree	214	38.6	3,938	26.5	22,971	29.9
		Total	554	100.0	14,868	100.0	76,890	100.0
18f. An advisor helped me to set academic goals and to create a plan for achieving them [ACADPLAN]	ACADGOAL	Strongly disagree	24	4.3	1,195	8.1	5,280	6.9
		Disagree	67	12.1	3,155	21.3	15,281	19.9
		Neutral	135	24.3	4,103	27.6	22,025	28.7
		Agree	170	30.6	3,841	25.9	19,998	26.0
		Strongly agree	159	28.6	2,549	17.2	14,203	18.5
		Total	555	100.0	14,843	100.0	76,787	100.0
18g. An advisor helped me to identify the courses I needed to take during my first semester/quarter [ACADPLAN]	CRSADV	Strongly disagree	9	1.6	728	4.9	2,885	3.8
		Disagree	11	2.0	1,361	9.2	5,885	7.7
		Neutral	38	6.9	2,075	14.0	9,952	12.9
		Agree	232	42.0	6,078	40.9	31,649	41.2
		Strongly agree	262	47.5	4,620	31.1	26,509	34.5
		Total	552	100.0	14,862	100.0	76,880	100.0
18h. A college staff member talked with me about my commitments outside of school (work, children, dependents, etc.) to help me figure out how many courses to take [ACADPLAN]	OSCOMM	Strongly disagree	65	11.7	2,150	14.5	9,901	12.9
		Disagree	170	30.6	4,802	32.3	23,358	30.4
		Neutral	113	20.4	3,644	24.5	19,511	25.4
		Agree	123	22.2	2,722	18.3	14,814	19.3
		Strongly agree	84	15.1	1,551	10.4	9,278	12.1
		Total	555	100.0	14,869	100.0	76,862	100.0

* The comparison group and cohort columns on this page EXCLUDE your college.

Survey of Entering Student Engagement
Florida SouthWestern State College (2014 Administration)
2014 Benchmark Bar Chart - Main Survey
 Comparison Group: Extra-Large Colleges in the 2014 Cohort*
 Entering Students Only - Breakout by Enrollment Status
 [Unweighted]
 Effective Track to College Readiness (COLLREAD)



* The comparison group and cohort bars on this page INCLUDE your college.

Survey of Entering Student Engagement - Florida SouthWestern State College (2014 Administration)

2014 Benchmark Means Report - Main Survey

Comparison Group: Extra-Large Colleges in the 2014 Cohort*

Entering Students Only - Breakout by Enrollment Status

[Unweighted]

Effective Track to College Readiness (COLLREAD)

			Your College	Ex-Large Colleges		2014 Cohort	
Item	Variable	Breakout Group	Mean	Mean	Effect Size**	Mean	Effect Size**
Item 21: Think about your experiences from the time of your decision to attend this college through the end of the first three weeks of your first semester/quarter. Within a class, or through another experience at this college:							
1 = Strongly disagree, 2 = Disagree, 3 = Neutral, 4 = Agree, 5 = Strongly agree							
21a. I learned to improve my study skills (listening, note taking, highlighting readings, working with others, etc.) [COLLREAD]	LNDSTUDY	Less than full-time	3.86	4.00		3.99	
		Full-time	3.90	3.97		4.01	
21b. I learned to understand my academic strengths and weaknesses [COLLREAD]	LNDACAWK	Less than full-time	3.90	3.94		3.92	
		Full-time	4.04	3.94		3.96	
21c. I learned skills and strategies to improve my test-taking ability [COLLREAD]	LNSKLLS	Less than full-time	3.58	3.66		3.64	
		Full-time	3.57	3.60		3.64	
One or more items in this benchmark are not suited to means calculations. Please see the Frequency Distribution that follows for these items.							

* The comparison group and cohort columns on this page EXCLUDE your college.

** T-test: 2-tailed

If a row contains less than 50 respondents, interpret the comparison results cautiously.

Survey of Entering Student Engagement - Florida SouthWestern State College (2014 Administration)

2014 Benchmark Frequency Distributions - Main Survey

Comparison Group: Extra-Large Colleges in the 2014 Cohort*

Entering Students Only - Breakout by Enrollment Status: Less Than Full-Time Students

[Unweighted]

Effective Track to College Readiness (COLLREAD)

Item	Variable	Responses	Your College		Ex-Large Colleges		2014 Cohort	
			Count	Percent	Count	Percent	Count	Percent
Item 12: Think about your experiences from the time of your decision to attend this college through the end of the first three weeks of your first semester/quarter.								
12a. Before I could register for classes, I was required to take a placement test (COMPASS, ASSET, ACCUPLACER, SAT, ACT, etc.) to assess my skills in reading, writing, and/or math [COLLREAD]	REQPTEST	Yes	104	61.5	5,611	83.6	23,617	85.0
		No	65	38.5	1,097	16.4	4,153	15.0
		Total	169	100.0	6,708	100.0	27,770	100.0
12b. I took a placement test (COMPASS, ASSET, ACCUPLACER, SAT, ACT, etc.) [COLLREAD]	TKPTEST	Yes	119	72.1	5,662	86.9	23,692	87.9
		No	46	27.9	856	13.1	3,276	12.1
		Total	165	100.0	6,518	100.0	26,968	100.0
Item 14								
14. This college required me to enroll in classes indicated by my placement test scores during my first semester/quarter [COLLREAD]	REQCLASS	Yes	82	48.2	4,836	72.2	20,158	72.8
		No	88	51.8	1,864	27.8	7,538	27.2
		Total	170	100.0	6,700	100.0	27,696	100.0
Item 21: Think about your experiences from the time of your decision to attend this college through the end of the first three weeks of your first semester/quarter. Within a class, or through another experience at this college:								
21a. I learned to improve my study skills (listening, note taking, highlighting readings, working with others, etc.) [COLLREAD]	LNDSTUDY	Strongly disagree	2	1.1	93	1.4	442	1.6
		Disagree	8	4.6	263	3.9	1,116	4.0
		Neutral	48	27.4	1,394	20.7	5,788	20.8
		Agree	72	41.1	2,814	41.8	11,553	41.4
		Strongly agree	45	25.7	2,176	32.3	8,976	32.2
		Total	175	100.0	6,740	100.0	27,875	100.0
21b. I learned to understand my academic strengths and weaknesses [COLLREAD]	LNDACAWK	Strongly disagree	0	N/A	75	1.1	348	1.2
		Disagree	10	5.7	244	3.6	1,171	4.2
		Neutral	44	25.1	1,535	22.8	6,414	23.0
		Agree	75	42.9	3,003	44.6	12,244	44.0
		Strongly agree	46	26.3	1,874	27.8	7,666	27.5
		Total	175	100.0	6,731	100.0	27,843	100.0
21c. I learned skills and strategies to improve my test-taking ability [COLLREAD]	LNSKLLS	Strongly disagree	2	1.1	163	2.4	707	2.5
		Disagree	21	12.0	625	9.3	2,708	9.7
		Neutral	62	35.4	2,167	32.2	8,896	31.9
		Agree	54	30.9	2,181	32.4	9,110	32.7
		Strongly agree	36	20.6	1,601	23.8	6,439	23.1
		Total	175	100.0	6,737	100.0	27,860	100.0

* The comparison group and cohort columns on this page EXCLUDE your college.

Survey of Entering Student Engagement - Florida SouthWestern State College (2014 Administration)

2014 Benchmark Frequency Distributions - Main Survey

Comparison Group: Extra-Large Colleges in the 2014 Cohort*

Entering Students Only - Breakout by Enrollment Status: Full-Time Students

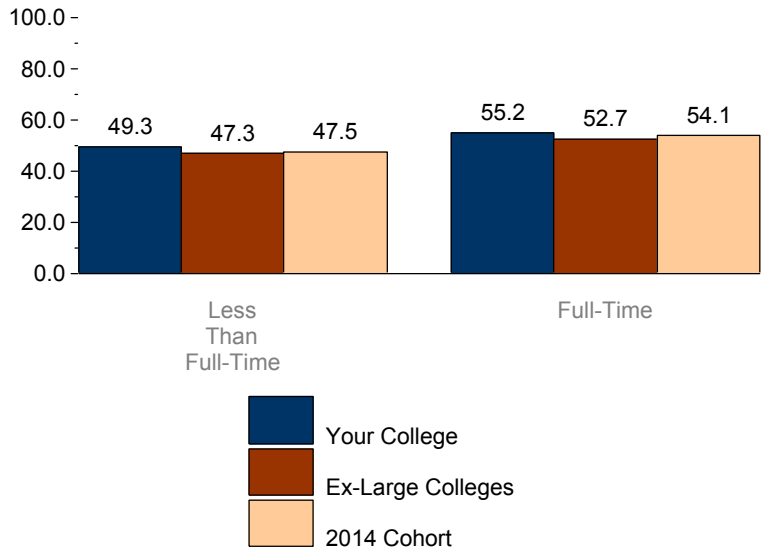
[Unweighted]

Effective Track to College Readiness (COLLREAD)

Item	Variable	Responses	Your College		Ex-Large Colleges		2014 Cohort	
			Count	Percent	Count	Percent	Count	Percent
Item 12: Think about your experiences from the time of your decision to attend this college through the end of the first three weeks of your first semester/quarter.								
12a. Before I could register for classes, I was required to take a placement test (COMPASS, ASSET, ACCUPLACER, SAT, ACT, etc.) to assess my skills in reading, writing, and/or math [COLLREAD]	REQPTEST	Yes	327	59.6	12,619	85.2	64,714	84.5
		No	222	40.4	2,186	14.8	11,846	15.5
		Total	549	100.0	14,805	100.0	76,560	100.0
12b. I took a placement test (COMPASS, ASSET, ACCUPLACER, SAT, ACT, etc.) [COLLREAD]	TKPTEST	Yes	398	74.5	12,925	89.5	66,481	88.8
		No	136	25.5	1,518	10.5	8,347	11.2
		Total	534	100.0	14,443	100.0	74,828	100.0
Item 14								
14. This college required me to enroll in classes indicated by my placement test scores during my first semester/quarter [COLLREAD]	REQCLASS	Yes	286	51.8	10,417	70.6	52,950	69.5
		No	266	48.2	4,342	29.4	23,243	30.5
		Total	552	100.0	14,759	100.0	76,193	100.0
Item 21: Think about your experiences from the time of your decision to attend this college through the end of the first three weeks of your first semester/quarter. Within a class, or through another experience at this college:								
21a. I learned to improve my study skills (listening, note taking, highlighting readings, working with others, etc.) [COLLREAD]	LNDSTUDY	Strongly disagree	13	2.4	243	1.6	1,174	1.5
		Disagree	31	5.6	667	4.5	3,208	4.2
		Neutral	127	23.0	3,054	20.5	14,993	19.5
		Agree	208	37.7	6,183	41.6	32,154	41.8
		Strongly agree	173	31.3	4,723	31.8	25,387	33.0
		Total	552	100.0	14,870	100.0	76,916	100.0
21b. I learned to understand my academic strengths and weaknesses [COLLREAD]	LNDACAWK	Strongly disagree	12	2.2	189	1.3	911	1.2
		Disagree	19	3.4	624	4.2	3,078	4.0
		Neutral	98	17.8	3,312	22.3	16,730	21.8
		Agree	227	41.2	6,441	43.4	33,906	44.1
		Strongly agree	195	35.4	4,287	28.9	22,222	28.9
		Total	551	100.0	14,853	100.0	76,847	100.0
21c. I learned skills and strategies to improve my test-taking ability [COLLREAD]	LNSKLLS	Strongly disagree	17	3.1	444	3.0	2,137	2.8
		Disagree	71	12.9	1,621	10.9	7,836	10.2
		Neutral	177	32.1	4,742	31.9	23,880	31.1
		Agree	154	27.9	4,596	31.0	24,811	32.3
		Strongly agree	133	24.1	3,444	23.2	18,166	23.6
		Total	552	100.0	14,847	100.0	76,830	100.0

* The comparison group and cohort columns on this page EXCLUDE your college.

Survey of Entering Student Engagement
Florida SouthWestern State College (2014 Administration)
2014 Benchmark Bar Chart - Main Survey
 Comparison Group: Extra-Large Colleges in the 2014 Cohort*
 Entering Students Only - Breakout by Enrollment Status
 [Unweighted]
 Engaged Learning (ENGAGLRN)



* The comparison group and cohort bars on this page INCLUDE your college.

Survey of Entering Student Engagement - Florida SouthWestern State College (2014 Administration)

2014 Benchmark Means Report - Main Survey

Comparison Group: Extra-Large Colleges in the 2014 Cohort*

Entering Students Only - Breakout by Enrollment Status

[Unweighted]

Engaged Learning (ENGAGLRN)

			Your College	Ex-Large Colleges		2014 Cohort	
Item	Variable	Breakout Group	Mean	Mean	Effect Size**	Mean	Effect Size**
Item 19: During the first three weeks of your first semester/quarter at this college, about how often did you do the following?							
1 = Never, 2 = Once, 3 = Two or three times, 4 = Four or more times							
19a. Ask questions in class or contribute to class discussions [ENGAGLRN]	ASKQUES	Less than full-time	2.73	2.80		2.82	
		Full-time	2.84	2.87		2.88	
19b. Prepare at least two drafts of a paper or assignment before turning it in [ENGAGLRN]	PREPDRFT	Less than full-time	2.23	2.16		2.15	
		Full-time	2.26	2.20		2.17	
19e. Participate in supplemental instruction (extra class sessions with an instructor, tutor, or experienced student) [ENGAGLRN]	SUPINSTR	Less than full-time	1.60	1.55		1.52	
		Full-time	1.62	1.55		1.55	
19g. Work with other students on a project or assignment during class [ENGAGLRN]	PINCLASS	Less than full-time	2.48	2.40		2.40	
		Full-time	2.68	2.56		2.56	
19h. Work with classmates outside of class on class projects or assignments [ENGAGLRN]	PREPOUTC	Less than full-time	1.55	1.48		1.47	
		Full-time	1.66	1.60		1.66	
19i. Participate in a required study group outside of class [ENGAGLRN]	GRPSTUDY	Less than full-time	1.35	1.26		1.25	
		Full-time	1.32	1.30		1.32	
19j. Participate in a student-initiated (not required) study group outside of class [ENGAGLRN]	NRGSTUDY	Less than full-time	1.30	1.26		1.24	
		Full-time	1.42	1.32		1.34	
19k. Use an electronic tool (e-mail, text messaging, Facebook, MySpace, class Web site, etc.) to communicate with another student about coursework [ENGAGLRN]	USEINTMG	Less than full-time	2.05	1.98		1.96	
		Full-time	2.32	2.20		2.24	
19l. Use an electronic tool (e-mail, text messaging, Facebook, MySpace, class Web site, etc.) to communicate with an instructor about coursework [ENGAGLRN]	MAILFAC	Less than full-time	2.21	2.14		2.12	
		Full-time	2.47	2.33		2.34	
19m. Discuss an assignment or grade with an instructor [ENGAGLRN]	FACASSN	Less than full-time	2.05	2.07		2.04	
		Full-time	2.08	2.09		2.11	
19n. Ask for help from an instructor regarding questions or problems related to a class [ENGAGLRN]	CLASSREL	Less than full-time	2.33	2.32		2.31	
		Full-time	2.31	2.37		2.38	
19o. Receive prompt written or oral feedback from instructors on your performance [ENGAGLRN]	FEEDBACK	Less than full-time	2.36	2.30		2.30	
		Full-time	2.56	2.41		2.41	
19q. Discuss ideas from your readings or classes with instructors outside of class [ENGAGLRN]	FACIDOC	Less than full-time	1.51	1.53		1.52	
		Full-time	1.69	1.61		1.61	

* The comparison group and cohort columns on this page EXCLUDE your college.

** T-test: 2-tailed

If a row contains less than 50 respondents, interpret the comparison results cautiously.

Survey of Entering Student Engagement - Florida SouthWestern State College (2014 Administration)

2014 Benchmark Means Report - Main Survey

Comparison Group: Extra-Large Colleges in the 2014 Cohort*

Entering Students Only - Breakout by Enrollment Status

[Unweighted]

Engaged Learning (ENGAGLRN)

			Your College	Ex-Large Colleges		2014 Cohort	
Item	Variable	Breakout Group	Mean	Mean	Effect Size**	Mean	Effect Size**
Item 20.2: Think about your experiences from the time of your decision to attend this college through the end of the first three weeks of your first semester/quarter. How often did you use the following services?							
1 = Never, 2 = Once, 3 = Two or three times, 4 = Four or more times							
20.2d. Face-to-face tutoring [ENGAGLRN]	FFTUSE	Less than full-time	1.28	1.28		1.27	
		Full-time	1.29	1.30		1.29	
20.2f. Writing, math, or other skill lab [ENGAGLRN]	SKLABUSE	Less than full-time	1.80	1.69		1.70	
		Full-time	1.86	1.74		1.75	
20.2h. Computer lab [ENGAGLRN]	COMLBUSE	Less than full-time	1.88	1.95		1.98	
		Full-time	1.99	2.10		2.19	

* The comparison group and cohort columns on this page EXCLUDE your college.

** T-test: 2-tailed

If a row contains less than 50 respondents, interpret the comparison results cautiously.

Survey of Entering Student Engagement - Florida SouthWestern State College (2014 Administration)

2014 Benchmark Frequency Distributions - Main Survey

Comparison Group: Extra-Large Colleges in the 2014 Cohort*

Entering Students Only - Breakout by Enrollment Status: Less Than Full-Time Students

[Unweighted]

Engaged Learning (ENGAGLRN)

			Your College		Ex-Large Colleges		2014 Cohort	
Item	Variable	Responses	Count	Percent	Count	Percent	Count	Percent
Item 19: During the first three weeks of your first semester/quarter at this college, about how often did you do the following?								
19a. Ask questions in class or contribute to class discussions [ENGAGLRN]	ASKQUES	Never	16	9.1	582	8.5	2,337	8.3
		Once	43	24.4	1,648	24.2	6,573	23.4
		Two or three times	90	51.1	3,135	46.0	12,985	46.1
		Four or more times	27	15.3	1,447	21.2	6,251	22.2
		Total	176	100.0	6,812	100.0	28,146	100.0
19b. Prepare at least two drafts of a paper or assignment before turning it in [ENGAGLRN]	PREPDRFT	Never	37	21.1	1,874	27.7	8,062	28.9
		Once	69	39.4	2,387	35.3	9,662	34.6
		Two or three times	60	34.3	2,064	30.5	8,266	29.6
		Four or more times	9	5.1	440	6.5	1,953	7.0
		Total	175	100.0	6,765	100.0	27,943	100.0
19e. Participate in supplemental instruction (extra class sessions with an instructor, tutor, or experienced student) [ENGAGLRN]	SUPINSTR	Never	108	61.4	4,533	66.8	19,156	68.2
		Once	41	23.3	1,109	16.3	4,553	16.2
		Two or three times	17	9.7	819	12.1	3,060	10.9
		Four or more times	10	5.7	330	4.9	1,303	4.6
		Total	176	100.0	6,791	100.0	28,072	100.0
19g. Work with other students on a project or assignment during class [ENGAGLRN]	PINCLASS	Never	37	21.3	1,578	23.2	6,768	24.1
		Once	43	24.7	1,834	27.0	7,260	25.8
		Two or three times	68	39.1	2,498	36.7	10,233	36.4
		Four or more times	26	14.9	890	13.1	3,832	13.6
		Total	174	100.0	6,800	100.0	28,093	100.0
19h. Work with classmates outside of class on class projects or assignments [ENGAGLRN]	PREPOUTC	Never	111	63.8	4,647	68.6	19,710	70.4
		Once	38	21.8	1,206	17.8	4,533	16.2
		Two or three times	18	10.3	698	10.3	2,765	9.9
		Four or more times	7	4.0	221	3.3	993	3.5
		Total	174	100.0	6,772	100.0	28,001	100.0
19i. Participate in a required study group outside of class [ENGAGLRN]	GRPSTUDY	Never	135	76.7	5,632	82.9	23,601	84.1
		Once	24	13.6	645	9.5	2,503	8.9
		Two or three times	13	7.4	404	5.9	1,455	5.2
		Four or more times	4	2.3	115	1.7	520	1.9
		Total	176	100.0	6,796	100.0	28,079	100.0
19j. Participate in a student-initiated (not required) study group outside of class [ENGAGLRN]	NRGSTUDY	Never	143	81.7	5,622	83.2	23,643	84.5
		Once	16	9.1	672	9.9	2,513	9.0
		Two or three times	11	6.3	330	4.9	1,287	4.6
		Four or more times	5	2.9	136	2.0	528	1.9
		Total	175	100.0	6,760	100.0	27,971	100.0

* The comparison group and cohort columns on this page EXCLUDE your college.

Survey of Entering Student Engagement - Florida SouthWestern State College (2014 Administration)

2014 Benchmark Frequency Distributions - Main Survey

Comparison Group: Extra-Large Colleges in the 2014 Cohort*

Entering Students Only - Breakout by Enrollment Status: Less Than Full-Time Students

[Unweighted]

Engaged Learning (ENGAGLRN)

			Your College		Ex-Large Colleges		2014 Cohort	
Item	Variable	Responses	Count	Percent	Count	Percent	Count	Percent
Item 19: During the first three weeks of your first semester/quarter at this college, about how often did you do the following?								
19k. Use an electronic tool (e-mail, text messaging, Facebook, MySpace, class Web site, etc.) to communicate with another student about coursework [ENGAGLRN]	USEINTMG	Never	76	43.2	3,157	46.4	13,514	48.0
		Once	40	22.7	1,505	22.1	5,911	21.0
		Two or three times	35	19.9	1,244	18.3	5,100	18.1
		Four or more times	25	14.2	895	13.2	3,601	12.8
		Total	176	100.0	6,801	100.0	28,126	100.0
19l. Use an electronic tool (e-mail, text messaging, Facebook, MySpace, class Web site, etc.) to communicate with an instructor about coursework [ENGAGLRN]	MAILFAC	Never	49	28.2	2,449	36.2	10,288	36.7
		Once	55	31.6	1,787	26.4	7,475	26.7
		Two or three times	54	31.0	1,676	24.8	6,797	24.3
		Four or more times	16	9.2	859	12.7	3,446	12.3
		Total	174	100.0	6,771	100.0	28,006	100.0
19m. Discuss an assignment or grade with an instructor [ENGAGLRN]	FACASSN	Never	58	33.1	2,237	33.0	9,515	33.9
		Once	60	34.3	2,339	34.5	9,844	35.1
		Two or three times	48	27.4	1,702	25.1	6,850	24.4
		Four or more times	9	5.1	502	7.4	1,849	6.6
		Total	175	100.0	6,780	100.0	28,058	100.0
19n. Ask for help from an instructor regarding questions or problems related to a class [ENGAGLRN]	CLASSREL	Never	35	20.0	1,605	23.7	6,826	24.3
		Once	62	35.4	2,143	31.6	8,809	31.4
		Two or three times	64	36.6	2,270	33.5	9,231	32.9
		Four or more times	14	8.0	766	11.3	3,189	11.4
		Total	175	100.0	6,784	100.0	28,055	100.0
19o. Receive prompt written or oral feedback from instructors on your performance [ENGAGLRN]	FEEDBACK	Never	42	23.9	1,803	26.6	7,493	26.7
		Once	47	26.7	1,977	29.1	8,182	29.2
		Two or three times	69	39.2	2,195	32.3	8,939	31.9
		Four or more times	18	10.2	811	12.0	3,420	12.2
		Total	176	100.0	6,786	100.0	28,034	100.0
19q. Discuss ideas from your readings or classes with instructors outside of class [ENGAGLRN]	FACIDOC	Never	116	65.9	4,557	67.1	18,964	67.6
		Once	36	20.5	1,174	17.3	4,867	17.3
		Two or three times	18	10.2	767	11.3	3,025	10.8
		Four or more times	6	3.4	290	4.3	1,201	4.3
		Total	176	100.0	6,788	100.0	28,057	100.0
Item 20.2: Think about your experiences from the time of your decision to attend this college through the end of the first three weeks of your first semester/quarter. How often did you use the following services?								
20.2d. Face-to-face tutoring [ENGAGLRN]	FFTUSE	Never	135	79.9	5,376	83.2	22,456	83.8
		Once	24	14.2	562	8.7	2,267	8.5
		Two or three times	6	3.6	323	5.0	1,263	4.7
		Four or more times	4	2.4	201	3.1	796	3.0
		Total	169	100.0	6,462	100.0	26,782	100.0

* The comparison group and cohort columns on this page EXCLUDE your college.

Survey of Entering Student Engagement - Florida SouthWestern State College (2014 Administration)

2014 Benchmark Frequency Distributions - Main Survey

Comparison Group: Extra-Large Colleges in the 2014 Cohort*

Entering Students Only - Breakout by Enrollment Status: Less Than Full-Time Students

[Unweighted]

Engaged Learning (ENGAGLRN)

Item	Variable	Responses	Your College		Ex-Large Colleges		2014 Cohort	
			Count	Percent	Count	Percent	Count	Percent
Item 20.2: Think about your experiences from the time of your decision to attend this college through the end of the first three weeks of your first semester/quarter. How often did you use the following services?								
20.2f. Writing, math, or other skill lab [ENGAGLRN]	SKLABUSE	Never	93	55.4	4,167	64.7	17,375	65.3
		Once	34	20.2	835	13.0	3,175	11.9
		Two or three times	22	13.1	707	11.0	2,784	10.5
		Four or more times	19	11.3	734	11.4	3,289	12.4
		Total	168	100.0	6,443	100.0	26,623	100.0
20.2h. Computer lab [ENGAGLRN]	COMLBUSE	Never	83	48.8	3,328	51.3	13,605	50.7
		Once	44	25.9	1,131	17.4	4,588	17.1
		Two or three times	24	14.1	1,042	16.1	4,342	16.2
		Four or more times	19	11.2	985	15.2	4,316	16.1
		Total	170	100.0	6,486	100.0	26,851	100.0

* The comparison group and cohort columns on this page EXCLUDE your college.

Survey of Entering Student Engagement - Florida SouthWestern State College (2014 Administration)

2014 Benchmark Frequency Distributions - Main Survey

Comparison Group: Extra-Large Colleges in the 2014 Cohort*

Entering Students Only - Breakout by Enrollment Status: Full-Time Students

[Unweighted]

Engaged Learning (ENGAGLRN)

			Your College		Ex-Large Colleges		2014 Cohort	
Item	Variable	Responses	Count	Percent	Count	Percent	Count	Percent
Item 19: During the first three weeks of your first semester/quarter at this college, about how often did you do the following?								
19a. Ask questions in class or contribute to class discussions [ENGAGLRN]	ASKQUES	Never	38	6.9	1,062	7.1	5,518	7.1
		Once	136	24.6	3,398	22.7	16,934	21.8
		Two or three times	255	46.1	7,017	46.8	36,385	46.9
		Four or more times	124	22.4	3,513	23.4	18,674	24.1
		Total	553	100.0	14,990	100.0	77,511	100.0
19b. Prepare at least two drafts of a paper or assignment before turning it in [ENGAGLRN]	PREPDRFT	Never	140	25.3	3,624	24.3	20,751	26.9
		Once	174	31.4	5,703	38.2	27,801	36.1
		Two or three times	195	35.2	4,549	30.5	23,145	30.0
		Four or more times	45	8.1	1,044	7.0	5,390	7.0
		Total	554	100.0	14,920	100.0	77,087	100.0
19e. Participate in supplemental instruction (extra class sessions with an instructor, tutor, or experienced student) [ENGAGLRN]	SUPINSTR	Never	336	60.3	9,940	66.2	51,671	66.7
		Once	122	21.9	2,602	17.3	13,127	17.0
		Two or three times	72	12.9	1,742	11.6	8,830	11.4
		Four or more times	27	4.8	720	4.8	3,814	4.9
		Total	557	100.0	15,004	100.0	77,442	100.0
19g. Work with other students on a project or assignment during class [ENGAGLRN]	PINCLASS	Never	87	15.7	2,595	17.3	13,389	17.3
		Once	118	21.3	3,793	25.3	19,694	25.5
		Two or three times	235	42.3	6,203	41.5	31,670	40.9
		Four or more times	115	20.7	2,372	15.9	12,612	16.3
		Total	555	100.0	14,963	100.0	77,365	100.0
19h. Work with classmates outside of class on class projects or assignments [ENGAGLRN]	PREPOUTC	Never	325	58.9	9,240	61.9	46,089	59.8
		Once	119	21.6	3,038	20.4	15,345	19.9
		Two or three times	79	14.3	1,961	13.1	11,250	14.6
		Four or more times	29	5.3	681	4.6	4,367	5.7
		Total	552	100.0	14,920	100.0	77,051	100.0
19i. Participate in a required study group outside of class [ENGAGLRN]	GRPSTUDY	Never	445	80.5	12,139	81.0	62,295	80.5
		Once	55	9.9	1,559	10.4	7,746	10.0
		Two or three times	38	6.9	922	6.2	4,981	6.4
		Four or more times	15	2.7	362	2.4	2,340	3.0
		Total	553	100.0	14,982	100.0	77,362	100.0
19j. Participate in a student-initiated (not required) study group outside of class [ENGAGLRN]	NRGSTUDY	Never	400	72.6	11,876	79.5	60,818	78.9
		Once	89	16.2	1,705	11.4	8,564	11.1
		Two or three times	43	7.8	960	6.4	5,272	6.8
		Four or more times	19	3.4	391	2.6	2,436	3.2
		Total	551	100.0	14,932	100.0	77,090	100.0

* The comparison group and cohort columns on this page EXCLUDE your college.

Survey of Entering Student Engagement - Florida SouthWestern State College (2014 Administration)

2014 Benchmark Frequency Distributions - Main Survey

Comparison Group: Extra-Large Colleges in the 2014 Cohort*

Entering Students Only - Breakout by Enrollment Status: Full-Time Students

[Unweighted]

Engaged Learning (ENGAGLRN)

			Your College		Ex-Large Colleges		2014 Cohort	
Item	Variable	Responses	Count	Percent	Count	Percent	Count	Percent
Item 19: During the first three weeks of your first semester/quarter at this college, about how often did you do the following?								
19k. Use an electronic tool (e-mail, text messaging, Facebook, MySpace, class Web site, etc.) to communicate with another student about coursework [ENGAGLRN]	USEINTMG	Never	180	32.5	5,508	36.7	27,812	35.9
		Once	133	24.0	3,520	23.5	17,348	22.4
		Two or three times	124	22.4	3,396	22.6	18,034	23.3
		Four or more times	117	21.1	2,580	17.2	14,272	18.4
		Total	554	100.0	15,004	100.0	77,466	100.0
19l. Use an electronic tool (e-mail, text messaging, Facebook, MySpace, class Web site, etc.) to communicate with an instructor about coursework [ENGAGLRN]	MAILFAC	Never	130	23.6	4,241	28.4	21,890	28.4
		Once	146	26.5	3,995	26.7	19,918	25.8
		Two or three times	159	28.9	4,302	28.8	22,225	28.8
		Four or more times	115	20.9	2,399	16.1	13,083	17.0
		Total	550	100.0	14,937	100.0	77,116	100.0
19m. Discuss an assignment or grade with an instructor [ENGAGLRN]	FACASSN	Never	174	31.4	4,859	32.5	24,313	31.4
		Once	211	38.0	5,052	33.8	26,439	34.2
		Two or three times	123	22.2	3,933	26.3	20,494	26.5
		Four or more times	47	8.5	1,120	7.5	6,088	7.9
		Total	555	100.0	14,964	100.0	77,334	100.0
19n. Ask for help from an instructor regarding questions or problems related to a class [ENGAGLRN]	CLASSREL	Never	132	23.8	3,374	22.5	17,151	22.2
		Once	184	33.2	4,589	30.7	23,574	30.5
		Two or three times	173	31.2	5,119	34.2	26,719	34.6
		Four or more times	65	11.7	1,890	12.6	9,881	12.8
		Total	554	100.0	14,972	100.0	77,325	100.0
19o. Receive prompt written or oral feedback from instructors on your performance [ENGAGLRN]	FEEDBACK	Never	99	17.9	3,223	21.6	16,984	22.0
		Once	146	26.4	4,366	29.2	22,138	28.7
		Two or three times	210	38.0	5,315	35.5	27,208	35.2
		Four or more times	98	17.7	2,049	13.7	10,913	14.1
		Total	553	100.0	14,953	100.0	77,243	100.0
19q. Discuss ideas from your readings or classes with instructors outside of class [ENGAGLRN]	FACIDOC	Never	329	59.6	9,334	62.4	47,933	62.0
		Once	109	19.7	2,991	20.0	15,475	20.0
		Two or three times	71	12.9	1,851	12.4	9,740	12.6
		Four or more times	43	7.8	789	5.3	4,133	5.3
		Total	552	100.0	14,965	100.0	77,281	100.0
Item 20.2: Think about your experiences from the time of your decision to attend this college through the end of the first three weeks of your first semester/quarter. How often did you use the following services?								
20.2d. Face-to-face tutoring [ENGAGLRN]	FFTUSE	Never	432	80.6	11,775	81.6	61,398	82.4
		Once	65	12.1	1,406	9.7	6,830	9.2
		Two or three times	28	5.2	783	5.4	3,817	5.1
		Four or more times	11	2.1	465	3.2	2,448	3.3
		Total	536	100.0	14,429	100.0	74,493	100.0

* The comparison group and cohort columns on this page EXCLUDE your college.

Survey of Entering Student Engagement - Florida SouthWestern State College (2014 Administration)

2014 Benchmark Frequency Distributions - Main Survey

Comparison Group: Extra-Large Colleges in the 2014 Cohort*

Entering Students Only - Breakout by Enrollment Status: Full-Time Students

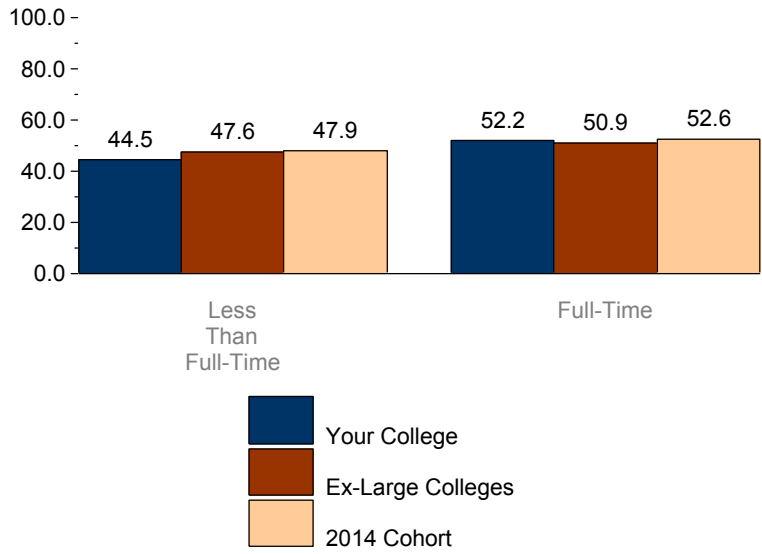
[Unweighted]

Engaged Learning (ENGAGLRN)

Item	Variable	Responses	Your College		Ex-Large Colleges		2014 Cohort	
			Count	Percent	Count	Percent	Count	Percent
Item 20.2: Think about your experiences from the time of your decision to attend this college through the end of the first three weeks of your first semester/quarter. How often did you use the following services?								
20.2f. Writing, math, or other skill lab [ENGAGLRN]	SKLABUSE	Never	284	52.9	9,010	62.7	46,882	63.3
		Once	113	21.0	1,966	13.7	8,926	12.0
		Two or three times	72	13.4	1,605	11.2	8,058	10.9
		Four or more times	68	12.7	1,799	12.5	10,219	13.8
		Total	537	100.0	14,380	100.0	74,085	100.0
20.2h. Computer lab [ENGAGLRN]	COMLBUSE	Never	239	44.7	6,628	45.9	31,794	42.6
		Once	131	24.5	2,526	17.5	12,868	17.2
		Two or three times	95	17.8	2,581	17.9	13,948	18.7
		Four or more times	70	13.1	2,712	18.8	16,038	21.5
		Total	535	100.0	14,447	100.0	74,648	100.0

* The comparison group and cohort columns on this page EXCLUDE your college.

Survey of Entering Student Engagement
Florida SouthWestern State College (2014 Administration)
2014 Benchmark Bar Chart - Main Survey
 Comparison Group: Extra-Large Colleges in the 2014 Cohort*
 Entering Students Only - Breakout by Enrollment Status
 [Unweighted]
 Academic and Social Support (ACSOCSUP)



* The comparison group and cohort bars on this page INCLUDE your college.

Survey of Entering Student Engagement - Florida SouthWestern State College (2014 Administration)

2014 Benchmark Means Report - Main Survey

Comparison Group: Extra-Large Colleges in the 2014 Cohort*

Entering Students Only - Breakout by Enrollment Status

[Unweighted]

Academic and Social Support (ACSOCSUP)

			Your College	Ex-Large Colleges		2014 Cohort	
Item	Variable	Breakout Group	Mean	Mean	Effect Size**	Mean	Effect Size**
Item 18: Think about your experiences from the time of your decision to attend this college through the end of the first three weeks of your first semester/quarter.							
1 = Strongly disagree, 2 = Disagree, 3 = Neutral, 4 = Agree, 5 = Strongly agree							
18l. All instructors clearly explained academic and student support services available at this college [ACSOCSUP]	RESOURCE	Less than full-time	3.92	3.82		3.83	
		Full-time	4.03	3.86		3.87	
18m. All instructors clearly explained course grading policies [ACSOCSUP]	GRADEPOL	Less than full-time	4.13	4.25		4.25	
		Full-time	4.30	4.27		4.29	
18n. All instructors clearly explained course syllabi (syllabuses) [ACSOCSUP]	SYLLABI	Less than full-time	4.17	4.35		4.35	-0.25**
		Full-time	4.38	4.38		4.39	
18o. I knew how to get in touch with my instructors outside of class [ACSOCSUP]	FACMEET	Less than full-time	4.15	4.26		4.27	
		Full-time	4.27	4.29		4.31	
18q. At least one other student whom I didn't previously know learned my name [ACSOCSUP]	OSTUDNAM	Less than full-time	3.98	4.04		4.03	
		Full-time	4.19	4.22		4.26	
18r. At least one instructor learned my name [ACSOCSUP]	FACNAM	Less than full-time	4.09	4.18		4.21	
		Full-time	4.27	4.28		4.33	
18s. I learned the name of at least one other student in most of my classes [ACSOCSUP]	STUNAM	Less than full-time	4.10	4.16		4.17	
		Full-time	4.30	4.28		4.32	

* The comparison group and cohort columns on this page EXCLUDE your college.

** T-test: 2-tailed

If a row contains less than 50 respondents, interpret the comparison results cautiously.

Survey of Entering Student Engagement - Florida SouthWestern State College (2014 Administration)

2014 Benchmark Frequency Distributions - Main Survey

Comparison Group: Extra-Large Colleges in the 2014 Cohort*

Entering Students Only - Breakout by Enrollment Status: Less Than Full-Time Students

[Unweighted]

Academic and Social Support (ACSOCSUP)

Item	Variable	Responses	Your College		Ex-Large Colleges		2014 Cohort	
			Count	Percent	Count	Percent	Count	Percent
Item 18: Think about your experiences from the time of your decision to attend this college through the end of the first three weeks of your first semester/quarter.								
18l. All instructors clearly explained academic and student support services available at this college [ACSOCSUP]	RESOURCE	Strongly disagree	0	N/A	153	2.3	617	2.2
		Disagree	12	7.0	547	8.1	2,268	8.1
		Neutral	35	20.3	1,403	20.9	5,820	20.9
		Agree	79	45.9	2,882	42.9	11,717	42.1
		Strongly agree	46	26.7	1,740	25.9	7,434	26.7
		Total	172	100.0	6,725	100.0	27,856	100.0
18m. All instructors clearly explained course grading policies [ACSOCSUP]	GRADEPOL	Strongly disagree	0	N/A	49	0.7	183	0.7
		Disagree	6	3.5	146	2.2	638	2.3
		Neutral	26	15.1	655	9.7	2,634	9.4
		Agree	80	46.5	3,149	46.7	12,957	46.4
		Strongly agree	60	34.9	2,748	40.7	11,498	41.2
		Total	172	100.0	6,747	100.0	27,910	100.0
18n. All instructors clearly explained course syllabi (syllabuses) [ACSOCSUP]	SYLLABI	Strongly disagree	1	0.6	28	0.4	141	0.5
		Disagree	5	2.9	103	1.5	454	1.6
		Neutral	27	15.7	508	7.5	2,052	7.4
		Agree	70	40.7	2,931	43.5	11,989	43.0
		Strongly agree	69	40.1	3,169	47.0	13,216	47.5
		Total	172	100.0	6,739	100.0	27,852	100.0
18o. I knew how to get in touch with my instructors outside of class [ACSOCSUP]	FACMEET	Strongly disagree	0	N/A	54	0.8	220	0.8
		Disagree	9	5.3	157	2.3	721	2.6
		Neutral	19	11.2	619	9.2	2,601	9.3
		Agree	80	47.1	3,046	45.1	12,200	43.7
		Strongly agree	62	36.5	2,873	42.6	12,180	43.6
		Total	170	100.0	6,749	100.0	27,922	100.0
18q. At least one other student whom I didn't previously know learned my name [ACSOCSUP]	OSTUDNAM	Strongly disagree	8	4.7	200	3.0	937	3.4
		Disagree	6	3.5	415	6.2	1,750	6.3
		Neutral	23	13.4	881	13.1	3,461	12.4
		Agree	80	46.5	2,671	39.6	11,139	39.9
		Strongly agree	55	32.0	2,580	38.2	10,643	38.1
		Total	172	100.0	6,747	100.0	27,930	100.0
18r. At least one instructor learned my name [ACSOCSUP]	FACNAM	Strongly disagree	6	3.5	128	1.9	462	1.7
		Disagree	7	4.1	291	4.3	1,105	4.0
		Neutral	15	8.7	685	10.2	2,685	9.7
		Agree	82	47.7	2,760	41.1	11,367	40.9
		Strongly agree	62	36.0	2,854	42.5	12,186	43.8
		Total	172	100.0	6,718	100.0	27,805	100.0

* The comparison group and cohort columns on this page EXCLUDE your college.

Survey of Entering Student Engagement - Florida SouthWestern State College (2014 Administration)

2014 Benchmark Frequency Distributions - Main Survey

Comparison Group: Extra-Large Colleges in the 2014 Cohort*

Entering Students Only - Breakout by Enrollment Status: Less Than Full-Time Students

[Unweighted]

Academic and Social Support (ACSOCSUP)

Item	Variable	Responses	Your College		Ex-Large Colleges		2014 Cohort	
			Count	Percent	Count	Percent	Count	Percent
Item 18: Think about your experiences from the time of your decision to attend this college through the end of the first three weeks of your first semester/quarter.								
18s. I learned the name of at least one other student in most of my classes [ACSOCSUP]	STUNAM	Strongly disagree	3	1.7	147	2.2	635	2.3
		Disagree	9	5.2	345	5.1	1,353	4.8
		Neutral	20	11.6	678	10.0	2,694	9.6
		Agree	76	44.2	2,714	40.2	11,217	40.2
		Strongly agree	64	37.2	2,863	42.4	12,030	43.1
		Total	172	100.0	6,747	100.0	27,929	100.0

* The comparison group and cohort columns on this page EXCLUDE your college.

Survey of Entering Student Engagement - Florida SouthWestern State College (2014 Administration)

2014 Benchmark Frequency Distributions - Main Survey

Comparison Group: Extra-Large Colleges in the 2014 Cohort*

Entering Students Only - Breakout by Enrollment Status: Full-Time Students

[Unweighted]

Academic and Social Support (ACSOCSUP)

Item	Variable	Responses	Your College		Ex-Large Colleges		2014 Cohort	
			Count	Percent	Count	Percent	Count	Percent
Item 18: Think about your experiences from the time of your decision to attend this college through the end of the first three weeks of your first semester/quarter.								
18l. All instructors clearly explained academic and student support services available at this college [ACSOCSUP]	RESOURCE	Strongly disagree	12	2.2	270	1.8	1,439	1.9
		Disagree	28	5.1	1,183	8.0	6,090	7.9
		Neutral	76	13.7	2,928	19.7	14,875	19.4
		Agree	251	45.4	6,389	43.1	32,845	42.8
		Strongly agree	186	33.6	4,070	27.4	21,504	28.0
		Total	553	100.0	14,840	100.0	76,753	100.0
18m. All instructors clearly explained course grading policies [ACSOCSUP]	GRADEPOL	Strongly disagree	3	0.5	89	0.6	408	0.5
		Disagree	5	0.9	326	2.2	1,599	2.1
		Neutral	52	9.4	1,299	8.7	6,453	8.4
		Agree	255	46.2	6,870	46.2	35,193	45.8
		Strongly agree	237	42.9	6,275	42.2	33,173	43.2
		Total	552	100.0	14,859	100.0	76,826	100.0
18n. All instructors clearly explained course syllabi (syllabuses) [ACSOCSUP]	SYLLABI	Strongly disagree	2	0.4	68	0.5	300	0.4
		Disagree	11	2.0	246	1.7	1,204	1.6
		Neutral	35	6.3	1,000	6.7	5,002	6.5
		Agree	232	42.0	6,242	42.1	32,112	41.9
		Strongly agree	273	49.4	7,282	49.1	38,078	49.6
		Total	553	100.0	14,838	100.0	76,696	100.0
18o. I knew how to get in touch with my instructors outside of class [ACSOCSUP]	FACMEET	Strongly disagree	4	0.7	93	0.6	412	0.5
		Disagree	11	2.0	341	2.3	1,578	2.1
		Neutral	54	9.7	1,320	8.9	6,548	8.5
		Agree	247	44.6	6,549	44.1	33,562	43.6
		Strongly agree	238	43.0	6,562	44.1	34,801	45.3
		Total	554	100.0	14,865	100.0	76,901	100.0
18q. At least one other student whom I didn't previously know learned my name [ACSOCSUP]	OSTUDNAM	Strongly disagree	18	3.2	315	2.1	1,418	1.8
		Disagree	22	4.0	564	3.8	2,745	3.6
		Neutral	45	8.1	1,313	8.8	6,411	8.3
		Agree	220	39.6	5,972	40.2	30,494	39.7
		Strongly agree	250	45.0	6,699	45.1	35,839	46.6
		Total	555	100.0	14,863	100.0	76,907	100.0
18r. At least one instructor learned my name [ACSOCSUP]	FACNAM	Strongly disagree	10	1.8	246	1.7	970	1.3
		Disagree	18	3.3	510	3.4	2,125	2.8
		Neutral	45	8.2	1,179	8.0	5,360	7.0
		Agree	215	39.2	5,821	39.3	30,214	39.4
		Strongly agree	261	47.5	7,039	47.6	37,924	49.5
		Total	549	100.0	14,795	100.0	76,593	100.0

* The comparison group and cohort columns on this page EXCLUDE your college.

Survey of Entering Student Engagement - Florida SouthWestern State College (2014 Administration)

2014 Benchmark Frequency Distributions - Main Survey

Comparison Group: Extra-Large Colleges in the 2014 Cohort*

Entering Students Only - Breakout by Enrollment Status: Full-Time Students

[Unweighted]

Academic and Social Support (ACSOCSUP)

Item	Variable	Responses	Your College		Ex-Large Colleges		2014 Cohort	
			Count	Percent	Count	Percent	Count	Percent
Item 18: Think about your experiences from the time of your decision to attend this college through the end of the first three weeks of your first semester/quarter.								
18s. I learned the name of at least one other student in most of my classes [ACSOCSUP]	STUNAM	Strongly disagree	8	1.4	226	1.5	1,003	1.3
		Disagree	20	3.6	556	3.7	2,470	3.2
		Neutral	44	7.9	1,207	8.1	5,632	7.3
		Agree	206	37.1	5,733	38.5	29,474	38.3
		Strongly agree	277	49.9	7,150	48.1	38,343	49.8
		Total	555	100.0	14,872	100.0	76,922	100.0

* The comparison group and cohort columns on this page EXCLUDE your college.