

# Criminal Justice Assessment Report Spring 2021

Author: Joseph F. van Gaalen, Ph.D., Asst. VP of Institutional Research, Assessment & Effectiveness

## 1 INTRODUCTION

---

Florida SouthWestern State College's Business Department gathers a multitude of data from various courses as assessment tools in support of the Florida Department of Education Curriculum Framework. The courses included in assessment are CJE 1300 *Police Organization and Administration*, CJL 2100 *Criminal Law*, and CJE 2600 *Criminal Investigation Techniques*. The assessment outcomes are intended to provide a baseline and measurement of achievement moving forward. The assessment plan also provides comparisons between dual enrollment (concurrent) and non-dual enrollment students, by modality, and by site, where possible. Where data is sufficient, additional analyses are provided including distribution studies and longitudinal studies.

For additional detail or further analysis not provided in this report, please contact Dr. Joseph F. van Gaalen, Asst. Vice President of Institutional Research, Assessment & Effectiveness, Academic Affairs ([jfvangaalen@fsw.edu](mailto:jfvangaalen@fsw.edu); x16965).

## 2 CJE 1300

---

### 2.1 LEARNING OBJECTIVES AND DESCRIPTIVE STATISTICS

The FSW Business faculty defined one area of interest for evaluation in support of the state framework. The outcomes related to CJE 1300 are:

- CJ PO 05.0 Summarize law enforcement administration.
- CJE 1300 LO 05.01 Appraise the impact of national patrol studies.
- CJE 1300 LO 05.02 Compare and contrast the various organizational structures of law enforcement agencies.
- CJE 1300 LO 05.03 Give examples of different departmental recruiting techniques.
- CJE 1300 LO 05.04 Define the general principles of allocation and deployment of patrol resources.
- CJE 1300 LO 05.05 Explain the concepts of criminal investigation management and supervision of cases.
- CJE 1300 LO 05.06 Discuss the importance of specialized units.
- CJE 1300 LO 05.07 Identify crime prevention techniques.
- CJE 1300 LO 05.08 Discuss the relevance of Special Operations to the administration of police services.
- CJE 1300 LO 05.09 Discuss the various technologies utilized by law enforcement agencies.

The measurement and objectives related to CJE 1300 are:

- Outcome 1 – The total scores measured (combined total of assignments associated with Learning Outcome or Program Outcome) average '4' or higher and that 80% of artifacts score '4' or better.

During the Spring 2021 semester, an enrollment of 51 contributed to scores tallied from 2 of 2 sections of CJE 1300. Descriptive statistics for achievement of outcomes are shown in Table 1. The graphical representation of mean scores is shown in Figure 1 and percentage of artifacts scoring '4' or higher is shown in Figure 2. The goal that the total scores measured (combined total of assignments associated with Learning Outcome or Program Outcome) average '4' or higher and that 80% of artifacts score '4' or better was met. Outcome mean scores range from 4.7 to 4.8. Outcome percent scoring 80% or higher range from 94% to 98%.

<i>Outcomes</i>	<i># of Assignments Linked to Outcome</i>	<i>n</i>	<i>Mean</i>	<i>% Scoring 4 or Higher</i>
CJ PO 05.0 Summarize law enforcement administration.	29	1115	4.7	95%
CJE 1300 LO 05.01 Appraise the impact of national patrol studies.	11	40	4.8	98%
CJE 1300 LO 05.02 Compare and contrast the various organizational structures of law enforcement agencies.	15	1106	4.7	94%
CJE 1300 LO 05.03 Give examples of different departmental recruiting techniques.	5	40	4.8	98%
CJE 1300 LO 05.04 Define the general principles of allocation and deployment of patrol resources.	15	40	4.8	98%
CJE 1300 LO 05.05 Explain the concepts of criminal investigation management and supervision of cases.	6	40	4.8	98%
CJE 1300 LO 05.06 Discuss the importance of specialized units.	14	40	4.8	98%
CJE 1300 LO 05.07 Identify crime prevention techniques.	7	40	4.8	98%
CJE 1300 LO 05.08 Discuss the relevance of Special Operations to the administration of police services.	5	40	4.8	98%
CJE 1300 LO 05.09 Discuss the various technologies utilized by law enforcement agencies.	7	40	4.8	98%

Table 1. Student achievement level by Outcome for CJE 1300.

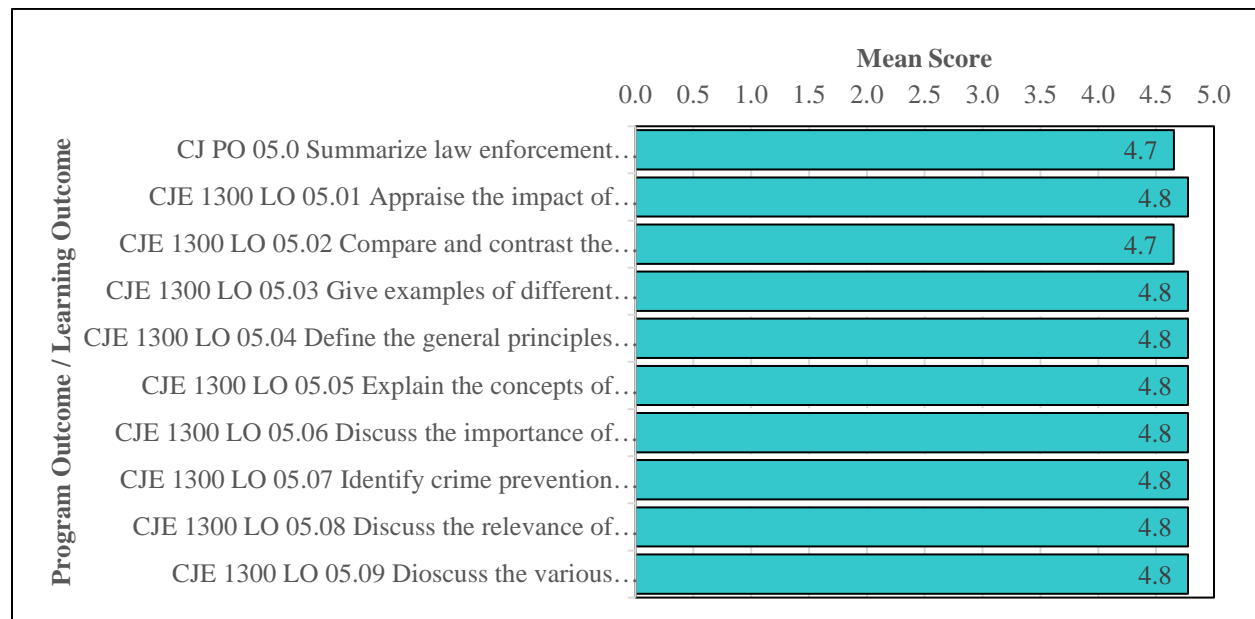


Figure 1. Bar graph of mean score by outcome for CJE 1300.

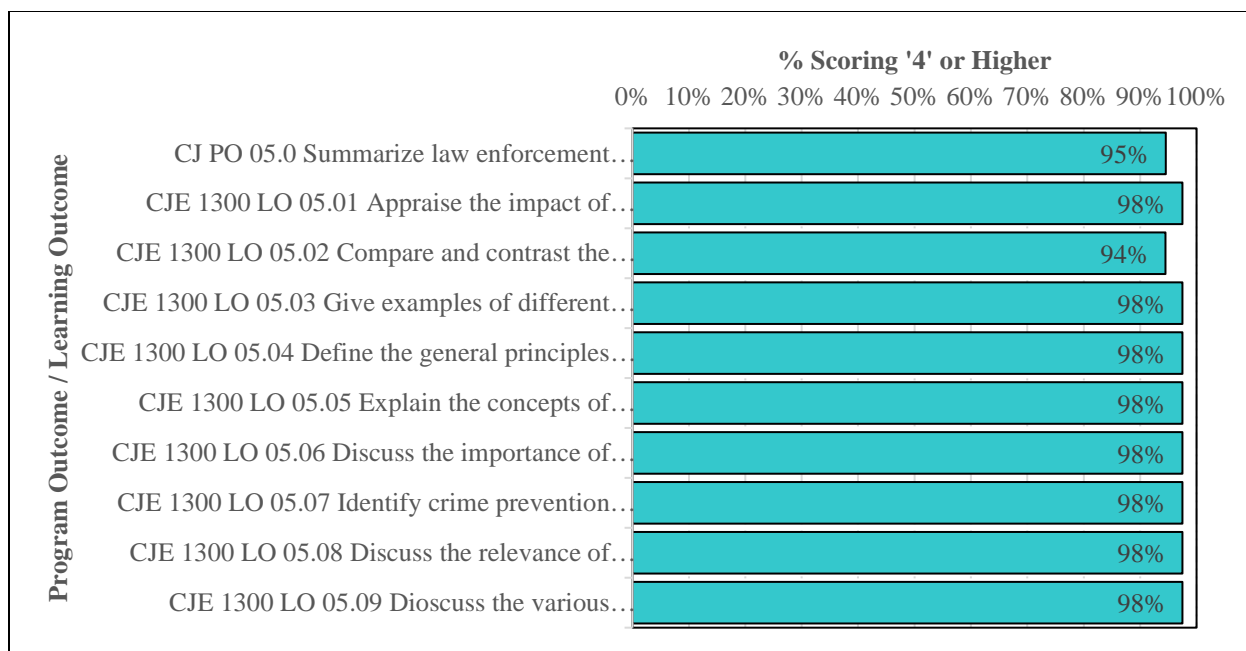


Figure 2. Bar graph of percentage of artifacts scoring '4' or higher by outcome for CJE 1300.

## 2.2 EXPLORATORY ANALYSIS AND SIGNIFICANCE TESTING

Multiple comparisons of artifact scores across varying formats, campuses, and student types were made, where possible, in order to add depth to the causes of the distribution of the artifacts. Each course was divided into the appropriate subgroups to perform the analysis. In cases where a subgroup is not represented in the course comparisons were not conducted and are noted for comprehensiveness.

### 2.2.1 Dual Enrollment (Concurrent) to Non-Dual Enrollment Comparison

No dual enrollment (concurrent) sections of the course were run during spring 2021 so no comparison study between dual enrollment and non-dual enrollment could be completed.

### 2.2.2 Modality Comparison

During the spring 2021 semester, both course sections were asynchronous online, so no modality comparisons could be completed.

### 2.2.3 Comparison by Campus/Site

Since both sections were offered online and not at one of the traditional sites, no comparison could be completed.

## 2.3 LONGITUDINAL STUDY

Description of achievement over time in CJE 1300 will be provided following Fall 2021 if outcome study continues.

## 3 CJL 2100

### 3.1 LEARNING OBJECTIVES AND DESCRIPTIVE STATISTICS

The FSW Business faculty defined one area of interest for evaluation in support of the state framework for the spring 2021 term. The outcomes related to CJL 2100 are:

- CJ PO 08.0 Describe and discuss the field of criminal law.
- CJL 2100 LO 08.01 Explain how burden of proof relates to a criminal proceeding.
- CJL 2100 LO 08.02 Define and contrast civil and criminal proceedings.
- CJL 2100 LO 08.03 Identify the difference between procedural and substantive due process.
- CJL 2100 LO 08.04 Explain the legacy of English common law and its relationship to modern jurisprudence.
- CJL 2100 LO 08.05 Identify the legal elements of crimes.
- CJL 2100 LO 08.06 Discuss the implications of constitutional, case and statutory law and their relationship to the criminal justice system.
- CJL 2100 LO 08.07 Discuss legal defenses in criminal law.
- CJL 2100 LO 08.08 Discuss the Bill of Rights of the U.S. Constitution.
- CJL 2100 LO 08.09 Give an example of an ex post facto law.

The measurement and objectives related to CJL 2100 are:

- Outcome 1 – The total scores measured (combined total of assignments associated with Learning Outcome or Program Outcome) average '4' or higher and that 80% of artifacts score '4' or better.

During the fall 2020 semester, data tallied from 4 of 4 sections of CJL 2100. Descriptive statistics for achievement of outcomes are shown in Table 2. The graphical representation of mean scores is shown in Figure 3 and percentage of artifacts scoring '4' or higher is shown in Figure 4. The goal that the total scores measured (combined total of assignments associated with Learning Outcome or Program Outcome) average '4' or higher and that 80% of artifacts score '4' or better was met.

<i>Outcomes</i>	<i># of Assignments Linked to Outcome</i>	<i>n</i>	<i>Mean</i>	<i>% Scoring 4 or Higher</i>
CJ PO 08.0 Describe and discuss the field of criminal law.	29	1799	4.5	89%
CJL 2100 LO 08.01 Explain how burden of proof relates to a criminal proceeding.	21	1278	4.6	89%
CJL 2100 LO 08.02 Define and contrast civil and criminal proceedings.	5	299	4.5	89%
CJL 2100 LO 08.03 Identify the difference between procedural and substantive due process.	7	439	4.6	92%
CJL 2100 LO 08.04 Explain the legacy of English common law and its relationship to modern jurisprudence.	3	209	4.5	91%
CJL 2100 LO 08.05 Identify the legal elements of crimes.	19	1173	4.6	90%
CJL 2100 LO 08.06 Discuss the implications of constitutional, case and statutory law and their relationship to the criminal justice system.	13	796	4.5	88%
CJL 2100 LO 08.07 Discuss legal defenses in criminal law.	3	203	4.5	92%
CJL 2100 LO 08.08 Discuss the Bill of Rights of the U.S. Constitution.	15	924	4.5	89%
CJL 2100 LO 08.09 Give an example of an ex post facto law.	4	243	4.5	89%

Table 2. Student achievement level by outcome for CJL 2100.

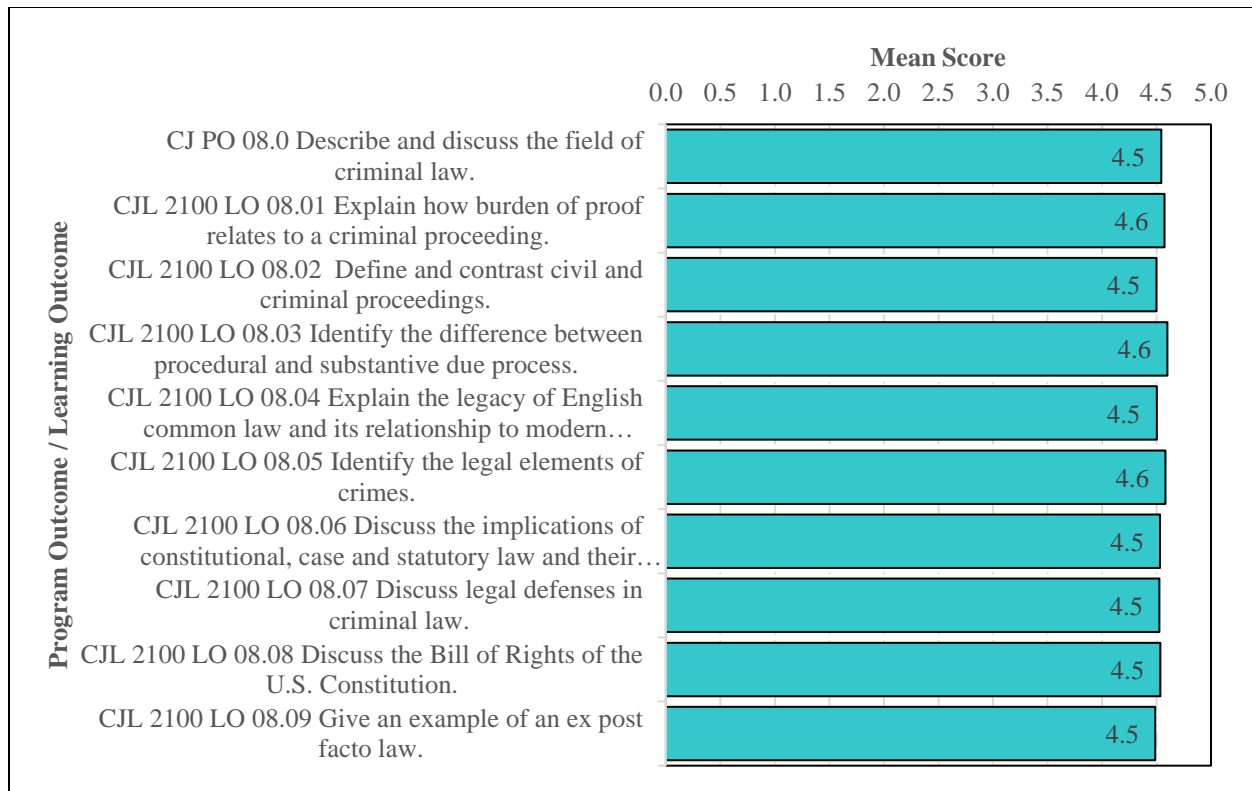


Figure 3. Bar graph of mean score by outcome for CJL 2100.

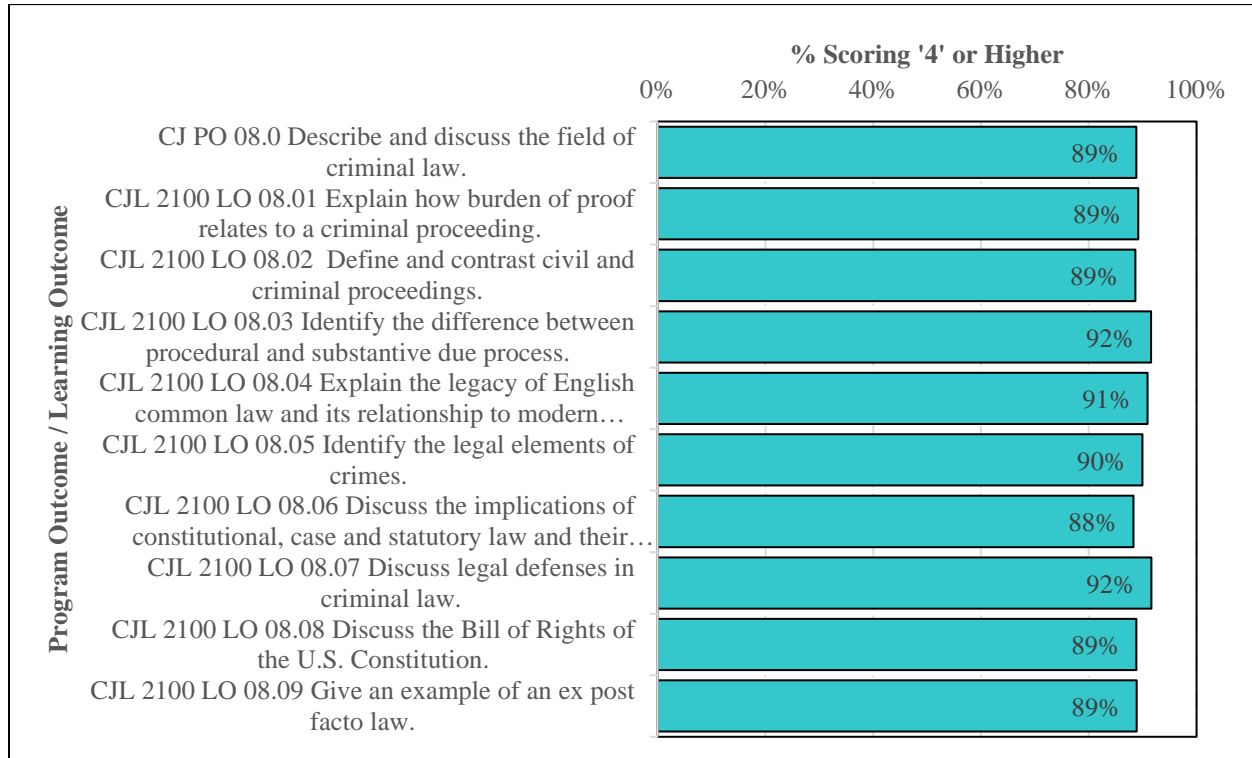


Figure 4. Bar graph of percentage of artifacts scoring '4' or higher by outcome for CJL 2100.

## 3.2 EXPLORATORY ANALYSIS AND SIGNIFICANCE TESTING

Multiple comparisons of artifact scores across varying formats, campuses, and student types were made, where possible, in order to add depth to the causes of the distribution of the artifacts. Each course was divided into the appropriate subgroups to perform the analysis. In cases where a subgroup is not represented in the course comparisons were not conducted and are noted for comprehensiveness.

### 3.2.1 Dual Enrollment to Non-Dual Enrollment Comparison

No dual enrollment sections of the course were run during spring 2021 so no comparison study between dual enrollment and non-dual enrollment could be completed.

### 3.2.2 Modality Comparison

FSW offers five modalities of study. Those five are traditional (face-to-face), asynchronous online, live online, flex (some of the class is via Zoom while the remainder is in class), and blended (some class sessions are offered online while others are in class). Achievement by modality is shown in Table 3 below.

<i>Outcomes</i>	<i>Traditional</i>	<i>Async Online</i>	<i>Live Online</i>	<i>Flex</i>	<i>Blended</i>
CJ PO 08.0	88%	90%	~	~	~
LO 08.01	86%	91%	~	~	~
LO 08.02	92%	87%	~	~	~
LO 08.03	90%	93%	~	~	~
LO 08.04	96%	87%	~	~	~
LO 08.05	87%	92%	~	~	~
LO 08.06	86%	90%	~	~	~
LO 08.07	90%	93%	~	~	~
LO 08.08	85%	91%	~	~	~
LO 08.09	88%	89%	~	~	~

Table 3. Achievement by modality.

### 3.2.3 Comparison by Campus/Site

Of the artifacts collected from CJL 2100, Collier and Thomas Edison (Lee) was included. A comparison of mean scores is provided in Table 4. The Collier campus exhibits the highest achievement percentages in 11 of 11 outcomes.

<i>Outcomes</i>	<i>Collier</i>	<i>Lee</i>
CJ PO 08.0	<b>95%</b>	76%
LO 08.01	<b>94%</b>	73%
LO 08.02	<b>98%</b>	83%
LO 08.03	<b>96%</b>	79%
LO 08.04	<b>98%</b>	90%
LO 08.05	<b>95%</b>	75%
LO 08.06	<b>94%</b>	75%
LO 08.07	<b>97%</b>	76%
LO 08.08	<b>94%</b>	71%
LO 08.09	<b>97%</b>	71%

Table 4. Comparison of sample size, mean scores, and % scoring 4 or higher by site. Bold denotes highest among all sites for both mean scores and % 4 or higher.

### 3.3 LONGITUDINAL STUDY

Description of achievement over time in CJL 2100 will be provided following Fall 2021 if outcome study continues.

## 4 CJE 2600

---

### 4.1 LEARNING OBJECTIVES AND DESCRIPTIVE STATISTICS

The FSW Business faculty defined one area of interest for evaluation in support of the state framework for the Spring 2021 term. The outcomes related to CJE 2600 are:

- CJ PO 03.0 Identify criminal investigation procedures.
- CJE 2600 LO 03.01 Explain investigative techniques used in solving crimes.
- CJE 2600 LO 03.02 Explain general criminal laboratory techniques.
- CJE 2600 LO 03.03 Explain the necessity for and the methods of marking and preserving evidence.
- CJE 2600 LO 03.04 Discuss the necessity for and importance of crime scene protection.
- CJE 2600 LO 03.05 Discuss the importance of evidence to court proceedings following arrest.
- CJE 2600 LO 03.06 Identify various types of investigative technology.
- CJE 2600 LO 03.07 Describe the steps of a preliminary investigation.
- CJE 2600 LO 03.08 Demonstrate ability to draw a simple crime scene sketch.
- CJE 2600 LO 03.09 Discuss principles of proper interrogation techniques.
- CJE 2600 LO 03.10 Explain the importance of police records to the investigative process.

The measurement and objectives related to CJE 2600 are:

- Outcome 1 – The total scores measured (combined total of assignments associated with Learning Outcome or Program Outcome) average '4' or higher and that 80% of artifacts score '4' or better.

During the Spring 2021 semester, an enrollment of 78 contributed to scores tallied from 3 of 3 sections of CJE 2600. Descriptive statistics for achievement of outcomes are shown in Table 5. The graphical representation of mean scores is shown in Figure 5 and percentage of artifacts scoring '4' or higher is shown in Figure 6. The goal that the total scores measured (combined total of assignments associated with Learning Outcome or Program Outcome) average '4' or higher and that 80% of artifacts score '4' or better was met. Outcome mean scores range from 4.2 to 4.5. Outcome percent scoring 80% or higher range from 83% to 87%.

<i>Outcomes</i>	<i># of Assignments Linked to Outcome</i>	<i>n</i>	<i>Mean</i>	<i>% Scoring 4 or Higher</i>
CJ PO 03.0 Identify criminal investigation procedures.	28	1100	4.4	85%
CJE 2600 LO 03.01 Explain investigative tech in solving crimes.	28	1100	4.4	84%
CJE 2600 LO 03.02 Explain general criminal laboratory techniques.	5	176	4.3	83%
CJE 2600 LO 03.03 Explain the necessity for and the methods of marking and preserving evidence.	15	509	4.4	85%
CJE 2600 LO 03.04 Discuss necessity/import cr scene protection.	12	451	4.4	85%
CJE 2600 LO 03.05 Discuss import evidence to court proceedings.	8	250	4.5	87%
CJE 2600 LO 03.06 Identify various types of investigative tech.	7	257	4.4	86%
CJE 2600 LO 03.07 Describe the steps of a preliminary investigation.	4	119	4.2	83%
CJE 2600 LO 03.08 Demonstrate ability to draw crime scene sketch.	11	378	4.5	84%
CJE 2600 LO 03.09 Discuss principles interrogation techniques.	22	853	4.4	84%
CJE 2600 LO 03.10 Explain the importance of police records to the investigative process.	5	122	4.4	86%

Table 5. Student achievement level by outcome for CJE 2600.

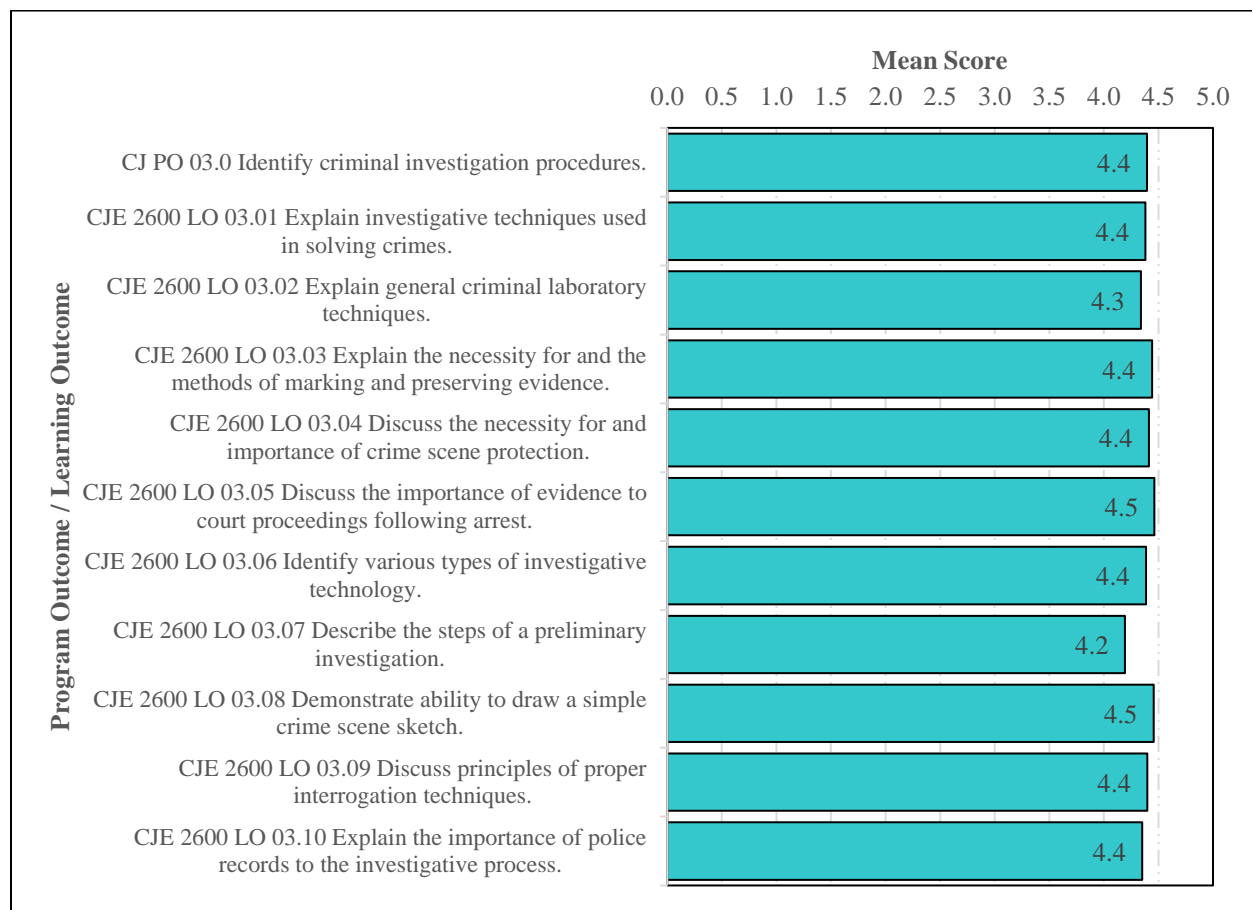


Figure 5. Bar graph of mean score by outcome for CJE 2600.



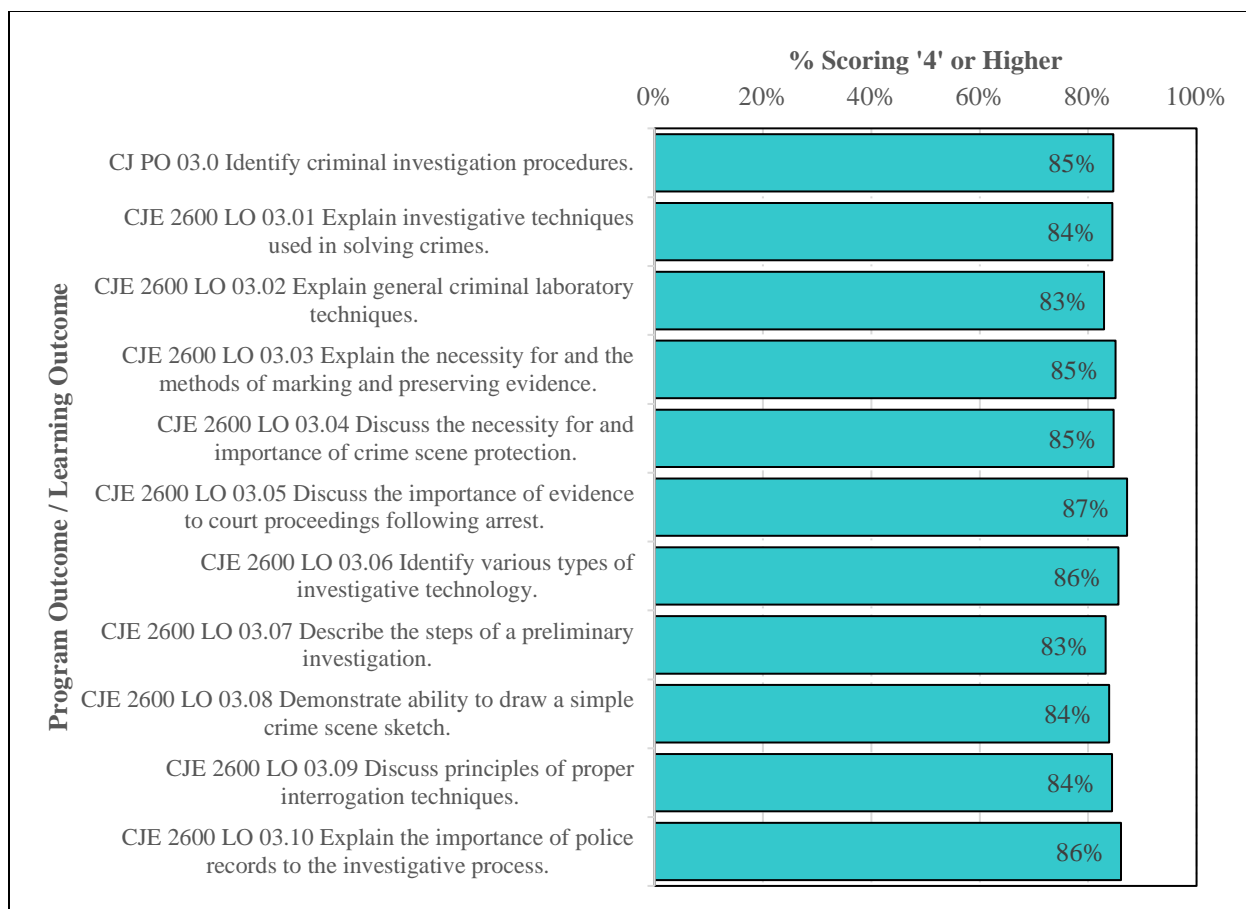


Figure 6. Bar graph of percentage of artifacts scoring '4' or higher by outcome for CJE 2600.

## 4.2 EXPLORATORY ANALYSIS AND SIGNIFICANCE TESTING

Multiple comparisons of artifact scores across varying formats, campuses, and student types were made, where possible, in order to add depth to the causes of the distribution of the artifacts. Each course was divided into the appropriate subgroups to perform the analysis. In cases where a subgroup is not represented in the course comparisons were not conducted and are noted for comprehensiveness.

### 4.2.1 Dual Enrollment (Concurrent) to Non-Dual Enrollment Comparison

No dual enrollment (concurrent) sections of the course were run during spring 2021 so no comparison study between dual enrollment and non-dual enrollment could be completed.

### 4.2.2 Modality Comparison

FSW offers five modalities of study. Those five are traditional (face-to-face), asynchronous online, live online, flex (some of the class is via Zoom while the remainder is in class), and blended (some class sessions are offered online while others are in class). Achievement by modality is shown in Table 6 below.

<i>Outcomes</i>	<i>Traditional</i>	<i>Async Online</i>	<i>Live Online</i>	<i>Flex</i>	<i>Blended</i>
CJ PO 03.0 Identify criminal investigation procedures.	76%	90%	~	~	~
CJE 2600 LO 03.01 Explain investigative tech in solving crimes.	76%	89%	~	~	~
CJE 2600 LO 03.02 Explain general criminal laboratory techniques.	71%	91%	~	~	~
CJE 2600 LO 03.03 Explain the necessity for and the methods of marking and preserving evidence.	75%	92%	~	~	~
CJE 2600 LO 03.04 Discuss necessity/import cr scene protection.	74%	91%	~	~	~
CJE 2600 LO 03.05 Discuss import evidence to court proceedings.	82%	90%	~	~	~
CJE 2600 LO 03.06 Identify various types of investigative tech.	76%	92%	~	~	~
CJE 2600 LO 03.07 Describe the steps of a preliminary investigation.	85%	82%	~	~	~
CJE 2600 LO 03.08 Demonstrate ability to draw crime scene sketch.	72%	91%	~	~	~
CJE 2600 LO 03.09 Discuss principles interrogation techniques.	76%	90%	~	~	~
CJE 2600 LO 03.10 Explain the importance of police records to the investigative process.	86%	86%	~	~	~

Table 6. Achievement by modality.

#### 4.2.3 Comparison by Campus/Site

Because only one traditional site offered courser in spring 2021, no comparison by site could be completed.

### 4.3 LONGITUDINAL STUDY

Description of achievement over time in CJE 2600 will be provided following Fall 2021 if outcome study continues.

## 5 CONCLUSIONS

FSW's Business Department gathers a multitude of data from various courses as assessment tools in support of the Florida Department of Education Curriculum Framework. The courses included in assessment are CJE 1300 *Police Organization and Administration*, CJL 2100 *Criminal Law*, and CJE 2600 *Criminal Investigation Techniques*. The assessment outcomes are intended to provide a baseline and measurement of achievement moving forward.

### 5.1 CJE 1300

A drill-down of CJE 1300 results are as follows:

1. In a study of outcome achievement, "the total scores measured (combined total of assignments associated with Learning Outcome or Program Outcome) average '4' or higher and that 80% of artifacts score '4' or better", was met. Outcome mean scores range from 4.7 to 4.8. Outcome percent scoring 80% or higher range from 94% to 98%.
2. During the spring 2021 semester, both course sections were asynchronous online, so no modality comparisons could be completed.

3. Since both sections were offered online and not at one of the traditional sites, no comparison could be completed.
4. Description of achievement over time in CJE 1300 will be provided following Fall 2021 if outcome study continues.

## 5.2 CJL 2100

A drill-down of CJL 2100 results are as follows:

1. In a study of outcome achievement, “the total scores measured (combined total of assignments associated with Learning Outcome or Program Outcome) average ‘4’ or higher and that 80% of artifacts score ‘4’ or better”, was met.
2. In a comparison of achievement by modality, the traditional modality exhibits higher achievement than asynchronous online in 2 of 10 outcomes.
3. In a comparison by site, the Collier campus exhibits the highest achievement percentages in 11 of 11 outcomes.
4. Description of achievement over time in CJL 2100 will be provided following Fall 2021 if outcome study continues.

## 5.3 CJE 2600

A drill-down of CJE 2600 results are as follows:

1. In a study of outcome achievement, “the total scores measured (combined total of assignments associated with Learning Outcome or Program Outcome) average ‘4’ or higher and that 80% of artifacts score ‘4’ or better”, was met. Outcome mean scores range from 4.2 to 4.5. Outcome percent scoring 80% or higher range from 83% to 87%.
2. In a study comparing modality, of the two modalities utilized (traditional and asynchronous online), the asynchronous online exhibits higher achievement in 10 of 11 outcomes.
3. Because only one traditional site offered courser in spring 2021, no comparison by site could be completed.
4. Description of achievement over time in CJE 2600 will be provided following Fall 2021 if outcome study continues.

# 6 REFERENCES

---

- Cohen, J. 1988. Statistical power analysis for the behavioral sciences (2<sup>nd</sup> ed.). Lawrence Earlbaum Associates, Hillsdale, NJ.
- Davis, J.C. 1973. Statistics and Data Analysis in Geology. John Wiley & Sons, New York, New York, 564 pp.
- Lipsey, M.W. and Wilson, D.B. 1993. The efficacy of psychological, educational, and behavioral treatment: Confirmation from meta-analysis. *American Psychologist*, 48, 1181-1209.
- McDonald, J.H. 2009. Handbook of Biological Statistics (2nd ed.). Sparky House Publishing, Baltimore, Maryland.
- Rosenthal, R. and Rosnow, R.L. 1991. Essentials of behavioral research: Methods and data analysis (2<sup>nd</sup> ed.). McGraw Hill, New York, NY.

Wilkinson, L. 1999. APA Task Force on Statistical Inference. Statistical Methods in Psychology Journals: Guidelines and Explanations. *American Psychologist* 54 (8), 594–604.