

**FLORIDA SOUTHWESTERN STATE COLLEGE
COLLEGIATE HIGH SCHOOL – CHARLOTTE CAMPUS
FINANCIAL STATEMENTS
YEAR ENDED JUNE 30, 2019**

FLORIDA SOUTHWESTERN STATE COLLEGE
COLLEGIATE HIGH SCHOOL – CHARLOTTE CAMPUS
DISTRICT BOARD OF TRUSTEES AND OFFICERS

MEMBERS OF THE DISTRICT BOARD OF TRUSTEES WHO SERVED DURING THE FISCAL PERIOD ARE LISTED BELOW:

Danny Nix, B.S. Chair	Charlotte
Christian Cunningham, M.A. Vice-Chair	Collier
Laura Perry, B.A.S., M.A.	Glades
Julia du Plooy, B.S.	Hendry
Bruce Laishley	Charlotte
Jonathan A. Martin, J.D.	Lee
Marjorie Starnes-Bilotti, J.D.	Lee

THE CHARTER SCHOOL'S EXECUTIVE OFFICERS FOR THE FISCAL PERIOD ARE LISTED BELOW:

Dr. Jeffery S. Allbritten, President
Michelle, Wier, Principal

FLORIDA SOUTHWESTERN STATE COLLEGE
COLLEGIATE HIGH SCHOOL – CHARLOTTE CAMPUS
TABLE OF CONTENTS

Independent Auditors' Report	1
MANAGEMENT'S DISCUSSION AND ANALYSIS	4
BASIC FINANCIAL STATEMENTS	
Statement of Net Position	10
Statement of Activities	11
Balance Sheet – Governmental Funds	12
Reconciliation of the Governmental Funds Balance Sheet to the Statement of Net Position	13
Statement of Revenues, Expenditures, and Changes in Fund Balances – Governmental Funds	14
Reconciliation of the Governmental Funds Statement of Revenues, Expenditures, and Changes in Fund Balances to the Statement of Activities	15
Statement of Fiduciary Net Position	16
Notes to Financial Statements	17
REQUIRED SUPPLEMENTARY INFORMATION	
Budgetary Comparison Schedules	38
FRS Pension Related Schedules	41
HIS Pension Related Schedules	42
OPEB Related Schedules	43
Notes to Budgetary Comparison Schedules	44
OTHER SUPPLEMENTARY INFORMATION	
Schedule of Expenditures of Federal Awards	46

FLORIDA SOUTHWESTERN STATE COLLEGE
COLLEGIATE HIGH SCHOOL – CHARLOTTE CAMPUS
TABLE OF CONTENTS CONTINUED

Independent Auditors’ Report on Internal Control over Financial Reporting and on Compliance and Other Matters Based On an Audit of Financial Statements Performed in Accordance with <i>Governmental Auditing Standards</i>	47
Management Letter	50

This page intentionally left blank.



INDEPENDENT AUDITORS' REPORT

Board of Trustees
Florida SouthWestern State College Collegiate High School
Charlotte Campus
Fort Myers, Florida

Report on the Financial Statements

We have audited the accompanying financial statements of the governmental activities, each major fund and the aggregate remaining fund information of the Florida SouthWestern State College Collegiate High School – Charlotte Campus (the Charter School), a division of Florida SouthWestern State College, as of and for the year ended June 30, 2019, and the related notes to the financial statements, which collectively comprise the entity's basic financial statements as listed in the table of contents.

Management's Responsibility for the Financial Statements

Management is responsible for the preparation and fair presentation of these financial statements in accordance with accounting principles generally accepted in the United States of America; this includes the design, implementation, and maintenance of internal control relevant to the preparation and fair presentation of financial statements that are free from material misstatement, whether due to fraud or error.

Auditors' Responsibility

Our responsibility is to express opinions on these financial statements based on our audit. We conducted our audit in accordance with auditing standards generally accepted in the United States of America and the standards applicable to financial audits contained in *Government Auditing Standards*, issued by the Comptroller General of the United States. Those standards require that we plan and perform the audit to obtain reasonable assurance about whether the financial statements are free from material misstatement.

An audit involves performing procedures to obtain audit evidence about the amounts and disclosures in the financial statements. The procedures selected depend on the auditors' judgment, including the assessment of the risks of material misstatement of the financial statements, whether due to fraud or error. In making those risk assessments, the auditor considers internal control relevant to the entity's preparation and fair presentation of the financial statements in order to design audit procedures that are appropriate in the circumstances, but not for the purpose of expressing an opinion on the effectiveness of the entity's internal control. Accordingly, we express no such opinion. An audit also includes evaluating the appropriateness of accounting policies used and the reasonableness of significant accounting estimates made by management, as well as evaluating the overall presentation of the financial statements.

We believe that the audit evidence we have obtained is sufficient and appropriate to provide a basis for our audit opinions.

Opinions

In our opinion, the financial statements referred to above present fairly, in all material respects, the respective financial position of the governmental activities, each major fund and the aggregate remaining fund information of the Charter School as of June 30, 2019, and the respective changes in financial position for the year then ended in accordance with accounting principles generally accepted in the United States of America.

Emphasis of Matters

As described in Note 1, the financial statements of the Charter School are intended to present the financial position, the changes in financial position of only that portion of the governmental activities, each major fund, and the aggregate remaining fund information of Florida Southwestern State College that is attributable to the Charter School. They do not purport to, and do not, present fairly the financial position of Florida Southwestern State College as of June 30, 2019, the changes in its financial position for the year then ended in conformity with accounting principles generally accepted in the United States of America. Our opinion is not modified with respect to this matter.

Other Matters

Required Supplementary Information

Accounting principles generally accepted in the United States of America require that the management's discussion and analysis, budgetary comparison information, schedule of proportionate share of net pension liability, schedule of employer pension contributions, and schedule of changes in total OPEB liability, as listed in the table of contents, be presented to supplement the basic financial statements. Such information, although not a part of the basic financial statements, is required by the Governmental Accounting Standards Board who considers it to be an essential part of financial reporting for placing the basic financial statements in an appropriate operational, economic, or historical context. We have applied certain limited procedures to the required supplementary information in accordance with auditing standards generally accepted in the United States of America, which consisted of inquiries of management about the methods of preparing the information and comparing the information for consistency with management's responses to our inquiries, the basic financial statements, and other knowledge we obtained during our audit of the basic financial statements. We do not express an opinion or provide any assurance on the information because the limited procedures do not provide us with sufficient evidence to express an opinion or provide any assurance.


Other Information

Our audit was conducted for the purpose of forming opinions on the financial statements that collectively comprise the Charter School's basic financial statements. The schedule of expenditures of federal awards is presented for purposes of additional analysis and is not a required part of the basic financial statements.

The schedule of expenditures of federal awards is the responsibility of management and was derived from and relates directly to the underlying accounting and other records used to prepare the basic financial statements. Such information has been subjected to the auditing procedures applied in the audit of the basic financial statements and certain additional procedures, including comparing and reconciling such information directly to the underlying accounting and other records used to prepare the basic financial statements or to the basic financial statements themselves, and other additional procedures in accordance with auditing standards generally accepted in the United States of America. In our opinion, the schedule of expenditures of federal awards is fairly stated, in all material respects, in relation to the basic financial statements as a whole.

Other Reporting Required by *Government Auditing Standards*

In accordance with *Government Auditing Standards*, we have also issued our report dated September 18, 2019, on our consideration of the Charter School’s internal control over financial reporting and on our tests of its compliance with certain provisions of laws, regulations, contracts, and grant agreements and other matters. The purpose of that report is solely to describe the scope of our testing of internal control over financial reporting and compliance and the result of that testing, and not to provide an opinion on the effectiveness of the Charter School’s internal control over financial reporting or on compliance. That report is an integral part of an audit performed in accordance with *Government Auditing Standards* in considering Charter School’s internal control over financial reporting and compliance.



CliftonLarsonAllen LLP

Fort Myers, Florida
September 18, 2019

MANAGEMENT'S DISCUSSION AND ANALYSIS

The following Management's Discussion and Analysis (MD&A) provides an overview of the financial position and activities of Florida SouthWestern State College Collegiate High School – Charlotte Campus (Charter School) for the year ended June 30, 2019. This discussion has been prepared by management and the information contained in the MD&A is intended to highlight significant transactions, events, and conditions and should be considered in conjunction with the Charter School's financial statements and notes to financial statements.

The Charter School is a division of Florida SouthWestern State College (College). The Charter School is organized pursuant to Section 1002.33, Florida Statutes and is governed by the Board of Trustees of the College who are appointed by the Governor of the State of Florida. The Charter School operates under a charter with the sponsoring school district, Charlotte County District School Board (Sponsor). The Charter School commenced operations on July 1, 2009 and was effective for a term of five (5) years ending on June 30, 2014. The Charter was renewed for fifteen (15) additional years ending on June 30, 2029.

The Charter School is operated by the College and is housed on the Charlotte Campus. Students attending the Charter School enjoy full access to all College facilities, activities and services. The Charter School is designed to provide students of all ability levels an opportunity to graduate with both a high school diploma and an Associate of Arts (AA) degree. Charter School students enjoy a college environment along with a vast array of resources provided by the College while also maintaining the traditional elements of high school life.

The Charter School is recognized as a separate and discrete department in the accounting system of Florida SouthWestern State College. The State of Florida Auditor General's Office audits the College's financial statements. The College adheres to internal control procedures contained in the Board of Trustees Rules and the Accounting Manual of the Florida College System.

FINANCIAL HIGHLIGHTS

Key financial highlights for the 2018-19 fiscal year are as follows:

- The Net Position of the Charter School at year end was \$421,218 This represents \$457,388 in Restricted Funds and (\$36,170) in Unrestricted Funds.
- General revenues total \$2,270,781 or 91 percent of all revenues. Program specific revenues in the form of charges for services, operating grants and contributions, and capital grants and contributions total \$223,062 or 9 percent.
- Expenses total \$2,274,745 of which \$223,063 of these expenses was offset by program specific charges and revenue, with the remainder paid from general revenues. Total revenue exceeded total expenses by \$219,097.

- The unassigned fund balance of the General Fund, representing the net current financial resources available for general appropriation by the Board, totals \$713,138 at June 30, 2019, or 44 percent of total General Fund Expenditures.

OVERVIEW OF FINANCIAL STATEMENTS

The basic financial statements consist of three components:

- Government-wide financial statements.
- Fund financial statements.
- Notes to financial statements.

Government-wide Financial Statements

The government-wide financial statements provide both short-term and long-term information about the Charter School's overall financial condition in a manner similar to those of a private-sector business. The statements include a statement of net position and a statement of activities that are designed to provide consolidated financial information about the governmental activities of the primary government presented on the accrual basis of accounting. The statement of net position provides information about the government's financial position, its assets and liabilities, deferred inflows and outflows of resources, using an economic resources measurement focus. The difference between the assets (including deferred outflows of resources) and liabilities (including deferred inflows of resources), the net position, is a measure of the financial health of the Charter School. The statement of activities presents information about the change in the Charter School's net position, the results of operations, during the fiscal year. An increase or decrease in net position is an indication of whether the Charter School's financial health is improving or deteriorating.

All of the Charter School's activities and services are reported in the government-wide financial statements as governmental activities. The Charter School's governmental activities include instruction, pupil support services, instructional support services, administrative support, facility maintenance, pupil transportation services, and food services. Revenues for current operations are received primarily from the Sponsor pursuant to the funding provisions included in the charter.

Fund Financial Statements

Fund financial statements are one of the components of the basic financial statements. A fund is a grouping of related accounts that is used to maintain control over resources that have been segregated for specific activities or objectives. The Charter School uses fund accounting to ensure and demonstrate compliance with finance-related legal requirements and prudent fiscal management. Certain funds are established by law while others are created by legal agreements, such as bond covenants. Fund financial statements provide more detailed information about the Charter School's financial activities, focusing on its most significant or "major" funds rather than fund types. This is in contrast to the entity wide perspective contained in the government-wide statements. All of the operations of the Charter School are presented in governmental funds only.

Governmental Funds: Governmental funds are used to account for essentially the same functions reported as governmental activities in the government-wide financial statements. However, the

governmental funds utilize a spendable financial resources measurement focus rather than the economic resources measurement focus found in the government-wide financial statements. The financial resources measurement focus allows the governmental fund statements to provide information on near-term inflows and outflows of spendable resources, as well as balances of spendable resources available at the end of the fiscal year.

The governmental fund statements provide a detailed short-term view that may be used to evaluate the Charter School's near-term financing requirements. This short-term view is useful when compared to the long-term view presented as governmental activities in the government-wide financial statements. To facilitate this comparison, both the governmental funds balance sheet and the governmental funds statement of revenues, expenditures, and changes in fund balances provide a reconciliation of governmental funds to governmental activities.

The governmental funds balance sheet and statement of revenues, expenditures, and changes in fund balances provide detailed information about the Charter School's governmental funds. The Charter School's major funds are the General Fund, Lease Revenue Fund, and Grant Revenue Fund.

The Charter School adopts an annual appropriated budget for its governmental funds.

Fiduciary Funds: Fiduciary funds are used to report assets held in a trustee or fiduciary capacity for the benefit of external parties, such as student activity funds. Fiduciary funds are not reflected in the government-wide statements because the resources are not available to support the Charter School's own programs. In its fiduciary capacity, the Charter School is responsible for ensuring that the assets reported in these funds are used only for their intended purposes.

Notes to Financial Statements

The notes provide additional information that is essential for a full understanding of the data provided in the government-wide and fund financial statements.

GOVERNMENT-WIDE FINANCIAL ANALYSIS

Net position may serve over time as a useful indicator of a government's financial position. The following is a summary of the Charter School's net position as of June 30, 2019 and 2018:

	2019	2018
Assets		
Current Assets	\$ 1,360,831	\$ 975,665
Total Assets	<u>1,360,831</u>	<u>975,665</u>
Deferred Outflows of Resources	413,781	438,088
Total Assets and Deferred Outflows of Resources	<u>1,774,612</u>	<u>1,413,753</u>
Liabilities		
Current Liabilities	188,911	92,752
Non-current Liabilities	1,049,834	1,059,165
Total Liabilities	<u>1,238,745</u>	<u>1,151,917</u>
Deferred Inflows of Resources	114,650	59,715
Total Liabilities and Deferred Inflows of Resources	<u>1,353,395</u>	<u>1,211,632</u>
Net Position	<u>\$ 421,218</u>	<u>\$ 202,121</u>

The restricted portion of the net position represents resources that are subject to restrictions on how they may be used. Unrestricted net position may be used to meet the government's ongoing obligations to students, employees, and creditors.

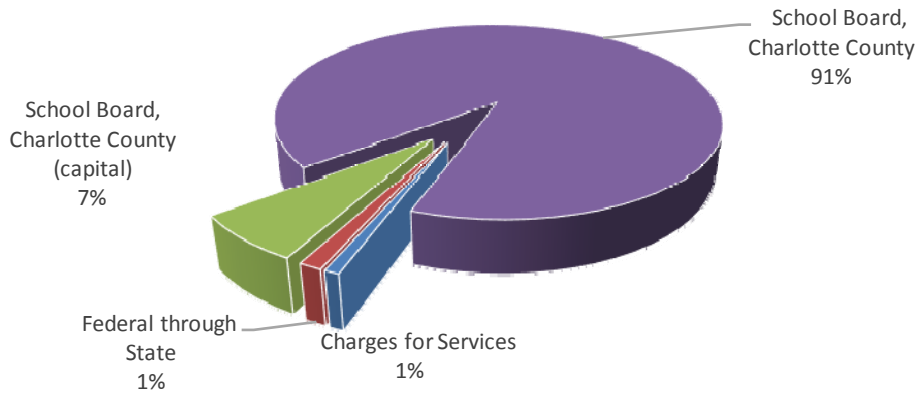
The key elements of the changes in the Charter School's net position for the fiscal years ended June 30, 2019 and 2018 are as follows:

	<u>2019</u>	<u>2018</u>
Program Revenues:		
Charges for Services	\$ 21,209	\$ 23,843
Federal through State	32,660	39,324
School Board, Charlotte County (capital)	169,193	449,371
General Revenues		
School Board, Charlotte County	2,270,781	2,248,410
Total Revenues	<u>\$ 2,493,843</u>	<u>\$ 2,760,948</u>
Functions/Program Expenses		
Instruction	\$ 1,130,807	\$ 947,071
Pupil Personnel Services	85,331	83,029
Board	13,766	13,033
School Administration	742,185	870,607
Food Services	54,002	69,514
Pupil Transportation Services	65,651	62,942
Operation of Plant	183,003	168,072
Maintenance of Plant	-	22,568
Total Functions/Program Expenses	<u>\$ 2,274,745</u>	<u>\$ 2,236,835</u>
Increase in Net Position	<u>\$ 219,097</u>	<u>\$ 524,112</u>

The largest revenue source is the funds received by the School District (92 percent). The primary source of these funds comes from the State of Florida and flows through the School District on behalf of the Charter School. Revenues from State sources for current operations are primarily received through the Florida Education Finance Program (FEFP) funding formula. The FEFP formula utilizes student enrollment data, and is designed to maintain equity in funding across all Florida school districts including Charter Schools.

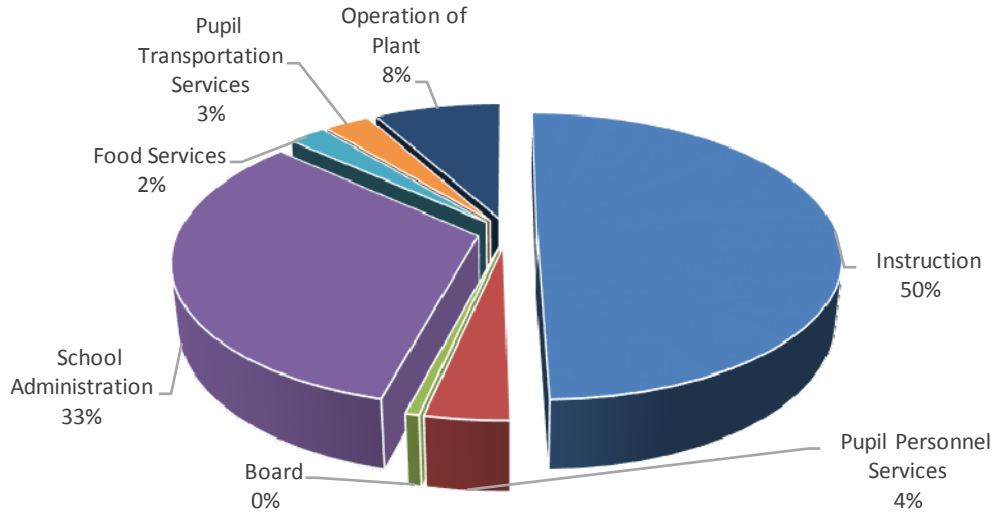
Other State revenues that flow through the School District are primarily for acquisition, construction, leasing and maintenance of educational facilities. These revenues accounted for \$169,193 or 6 percent.

Revenue by Source - Fiscal Year 2018-19



Instructional expenses represent 50 percent of total expenses in the 2018-19 fiscal year.

Expense by Function - Fiscal Year 2018-19



FINANCIAL ANALYSIS OF THE CHARTERS SCHOOL'S FUNDS

Major Governmental Funds

The General Fund is the chief operating fund of the Charter School. At the end of the current fiscal year, unassigned fund balance is \$713,138.

The Lease Revenue Fund has a total fund balance of \$453,901. Fund balance in this fund is restricted for the acquisition, construction, leasing, and maintenance of capital assets.

GENERAL FUND BUDGETARY HIGHLIGHTS

During the course of the 2018-19 fiscal year, there were budget amendments to the Charter School General Fund budget. Budget revisions are due primarily to changes in estimated State funding levels and corresponding adjustments to planned expenditures to ensure maintenance of an adequate fund balance. Actual revenues are \$101,709 more than the budgeted amount. Actual expenditures are \$181,063 or 8 percent less than the budgeted amount.

OTHER MATTERS OF SIGNIFICANCE

The economic position of the Charter School is closely tied to the State of Florida. The Charter School is expected to continue to maintain its present level of services. The initial term of the Charter School contract was five (5) years ending on June 30, 2014. The Charter was renewed for fifteen (15) years ending on June 30, 2029. Should the Charter School end its fiscal year in a deficit for two consecutive years, this may constitute grounds for termination of the Charter.

REQUESTS FOR INFORMATION

Questions concerning information provided in the MD&A, financial statements and notes thereto, or requests for additional financial information should be addressed to the Director, Finance & Accounting, Florida SouthWestern State College, 8099 College Pkwy, Fort Myers, FL 33919.

FLORIDA SOUTHWESTERN STATE COLLEGE
COLLEGIATE HIGH SCHOOL - CHARLOTTE CAMPUS
STATEMENT OF NET POSITION
June 30, 2019

	Governmental Activities
ASSETS	
Cash and Cash Equivalents	\$ 1,343,423
Accounts Receivable	15,934
Prepaid Items	1,474
TOTAL ASSETS	1,360,831
DEFERRED OUTFLOWS OF RESOURCES	
Pension Related	413,702
Other Postemployment Benefits Related	79
TOTAL DEFERRED OUTFLOWS OF RESOURCES	413,781
TOTAL ASSETS AND DEFERRED OUTFLOWS OF RESOURCES	\$ 1,774,612
LIABILITIES	
Current Liabilities	
Salaries and Benefits Payable	\$ 61,577
Accounts Payable	125,363
Total Other Postemployment Benefits Liability	79
Due to Other Agencies	1,892
TOTAL CURRENT LIABILITIES	188,911
Noncurrent Liabilities	
Compensated Absences	44,813
Total Other Postemployment Benefits Liability	14,876
Net Pension Liability	990,145
TOTAL NONCURRENT LIABILITIES	1,049,834
TOTAL LIABILITIES	1,238,745
DEFERRED INFLOWS OF RESOURCES	
Pension Related	113,414
Other Postemployment Benefits Related	1,236
TOTAL DEFERRED INFLOWS OF RESOURCES	114,650
RESTRICTED NET POSITION	457,388
UNRESTRICTED NET POSITION (DEFICIT)	(36,170)
TOTAL NET POSITION	421,218
TOTAL LIABILITIES, DEFERRED INFLOWS OF RESOURCES AND NET POSITION	\$ 1,774,612

The accompanying notes to financial statements are an integral part of this statement.

FLORIDA SOUTHWESTERN STATE COLLEGE
 COLLEGIATE HIGH SCHOOL - CHARLOTTE CAMPUS
 STATEMENT OF ACTIVITIES
 FOR FISCAL YEAR ENDED JUNE 30, 2019

Functions/Programs	Expenses	Program Revenues			Net (Expense) Revenue and Changes In Net Position
		Charges for Services	Operating Grants and Contributions	Capital Grants and Contributions	
Governmental Activities:					
Instruction	\$ 1,130,807	\$ -	\$ -	\$ -	\$ (1,130,807)
Pupil Personnel Services	85,331	-	-	-	(85,331)
Board	13,766	-	-	-	(13,766)
School Administration	742,185	-	3,487	-	(738,698)
Food Services	54,002	21,209	29,174	-	(3,619)
Pupil Transportation Services	65,651	-	-	-	(65,651)
Operation of Plant	183,003	-	-	169,193	(13,810)
Total Governmental Activities	<u>\$ 2,274,745</u>	<u>\$ 21,209</u>	<u>\$ 32,661</u>	<u>\$ 169,193</u>	<u>\$ (2,051,682)</u>
General Revenues:					
School Board of Charlotte County - Operating					2,270,781
Total General Revenues					<u>2,270,781</u>
Change in Net Position					219,097
Net Position - Beginning,					202,121
Net Position - Ending					<u>\$ 421,218</u>

The accompanying notes to financial statements are an integral part of this statement.

FLORIDA SOUTHWESTERN STATE COLLEGE
COLLEGIATE HIGH SCHOOL - CHARLOTTE CAMPUS
BALANCE SHEET - GOVERNMENTAL FUNDS
June 30, 2019

	General Fund	Lease Revenue Fund	Grant Revenue Fund	Total Governmental Funds
ASSETS				
Cash and Cash Equivalents	\$ 900,078	\$ 441,454	\$ 1,892	\$ 1,343,423
Accounts Receivable	-	12,447	3,487	15,934
Prepaid Items	1,474	-	-	1,474
TOTAL ASSETS	<u>\$ 901,552</u>	<u>\$ 453,901</u>	<u>\$ 5,379</u>	<u>\$ 1,360,831</u>
LIABILITIES AND FUND BALANCES				
Liabilities:				
Salaries and Benefits Payable	\$ 61,577	\$ -	\$ -	\$ 61,577
Accounts Payable	125,363	-	-	125,363
Due to Other Agencies	-	-	1,892	1,892
Total Liabilities	<u>186,940</u>	<u>-</u>	<u>1,892</u>	<u>188,832</u>
Fund Balance				
Restricted	-	453,901	3,487	457,388
Unassigned	713,138	-	-	713,138
Nonspendable	1,474	-	-	1,474
Total Fund Balances	<u>714,612</u>	<u>453,901</u>	<u>3,487</u>	<u>1,172,000</u>
TOTAL LIABILITIES AND FUND BALANCES	<u>\$ 901,552</u>	<u>\$ 453,901</u>	<u>\$ 5,379</u>	<u>\$ 1,360,831</u>

The accompanying notes to financial statements are an integral part of this statement.

FLORIDA SOUTHWESTERN STATE COLLEGE
COLLEGIATE HIGH SCHOOL - CHARLOTTE CAMPUS
 RECONCILIATION OF THE GOVERNMENTAL FUNDS BALANCE SHEET
 TO THE STATEMENT OF NET POSITION
 JUNE 30, 2019

Total Fund Balances - Governmental Funds \$ 1,172,000

Amounts reported for governmental activities in the statement of net position are different because:

Deferred outflows of resources related to pension and OPEB liabilities are not recognized in the governmental funds: however, they are recorded in the statement of net position under full accrual accounting. 413,781

Net pension liabilities are not due and payable in the current period and therefore, are not reported in the governmental funds. (990,145)

Other Post Employment Benefit liabilities are not due and payable in the current period and therefore, are not reported in the governmental funds. (14,955)

Deferred inflows of resources related to pension liability are not recognized in the governmental funds: however, they are recorded in the statement of net position under full accrual accounting. (113,414)

Deferred inflows of resources related to other post employment benefits are not recognized in the governmental funds: however, they are recorded in the statement of net position under full accrual accounting. (1,236)

Long-term liabilities are not due and payable in the current period and, therefore, are not reported as liabilities in the governmental funds. Long-term liabilities at year-end consist of:

Compensated Absences Payable (44,813)

Total Net Position - Governmental Activities \$ 421,218

The accompanying notes to financial statements are an integral part of this statement.

FLORIDA SOUTHWESTERN STATE COLLEGE
COLLEGIATE HIGH SCHOOL - CHARLOTTE CAMPUS
STATEMENT OF REVENUES, EXPENDITURES, AND CHANGES IN FUND BALANCES - GOVERNMENTAL FUNDS
FOR THE FISCAL YEAR ENDED JUNE 30, 2019

	General Fund	Lease Revenue Fund	Grant Revenue Fund	Total Governmental Funds
Revenues				
Intergovernmental:				
Federal Through State	\$ -	\$ -	\$ 29,174	\$ 29,174
State	2,270,781	169,193	3,487	2,443,460
Local:				
Food Service Sales	-	-	21,209	21,209
Total Revenues	2,270,781	169,193	53,870	2,493,843
Expenditures				
Governmental Activities:				
Instruction	1,083,759	-	-	1,083,759
Pupil Personnel Services	85,678	-	-	85,678
Board	13,766	-	-	13,766
School Administration	715,430	-	3,487	718,917
Food Services	-	-	54,002	54,002
Pupil Transportation Services	65,651	-	-	65,651
Operation of Plant	83,003	100,000	-	183,003
Total Expenditures	2,047,287	100,000	57,489	2,204,776
Excess (Deficiency) of Revenues over Expenditures	223,494	69,193	(3,620)	289,067
Other Financing Sources (Uses)				
Transfers In	-	-	7,107	7,107
Transfers Out	(7,107)	-	-	(7,107)
Total Other Financing Sources (Uses)	(7,107)	-	7,107	-
Net Changes in Fund Balances	216,387	69,193	3,487	289,067
Fund Balance, July 1, 2018	498,225	384,708	-	882,933
Fund Balance, June 30, 2019	\$ 714,612	\$ 453,901	\$ 3,487	\$ 1,172,000

The accompanying notes to financial statements are an integral part of this statement.

FLORIDA SOUTHWESTERN STATE COLLEGE
COLLEGIATE HIGH SCHOOL - CHARLOTTE CAMPUS
 RECONCILIATION OF THE GOVERNMENTAL FUNDS STATEMENT OF
 REVENUES, EXPENDITURES, AND CHANGES IN FUND BALANCES
 TO THE STATEMENT OF ACTIVITIES
 For the Fiscal Year Ended June 30, 2019

Net Changes in Fund Balances - Governmental Funds \$ 289,067

Amounts reported for governmental activities in the statement of activities are different because:

In the statement of activities, the cost of compensated absences is measured by the amounts earned during the year, while in the governmental funds expenditures are recognized based on the amounts actually paid for compensated absences. This is the net amount of compensated absences used (earned) in excess of the amount earned (paid) in the current period. (10,062)

Net effect of adjustments to pension-related expenses which decrease net position: (58,417)

The net change in the liability for postemployment health benefits is reported in the government-wide statements, but not in the governmental fund statements. (1,490)

Change in Net Position - Governmental Activities \$ 219,097

The accompanying notes to financial statements are an integral part of this statement.

FLORIDA SOUTHWESTERN STATE COLLEGE
COLLEGIATE HIGH SCHOOL - CHARLOTTE CAMPUS
STATEMENT OF FIDUCIARY NET POSITION
June 30, 2019

	Agency Funds
ASSETS	
Cash and Cash Equivalents	\$ 42,745
TOTAL ASSETS	42,745
LIABILITIES	
Deposits Held in Custody	42,745
Total Liabilities	\$ 42,745

The accompanying notes to financial statements are an integral part of this statement.

NOTES TO FINANCIAL STATEMENTS
JUNE 30, 2019

1. SUMMARY OF SIGNIFICANT ACCOUNTING POLICIES

➤ **Reporting Entity**

The Florida SouthWestern State College Collegiate High School (Charter School) is a division of Florida SouthWestern State College (College). The Charter School is organized pursuant to Section 1002.33, Florida Statutes and is governed by the Board of Trustees of the College who are appointed by the Governor of the State of Florida.

The Charter School operates under a charter with the sponsoring school district, Charlotte County District School Board (Sponsor). The Charter School commenced operations on July 1, 2009 and was effective for a term of five (5) years ending on June 30, 2014. The charter was renewed for fifteen (15) years ending on June 30, 2029. In the event the Sponsor chooses to not renew the charter under grounds specified in the charter, the Sponsor is required to notify the Charter School in writing ninety (90) calendar days prior to such action. In addition, the charter is subject to annual review by the Sponsor and may not be renewed or may be terminated as specified in the charter. If the Charter School desires not to renew the charter, the Charter School shall notify the Sponsor in writing ninety (90) calendar days of its intent to not renew.

➤ **Basis of Presentation**

Government-wide Financial Statements

Government-wide financial statements, including the statement of net position and the statement of activities, present information about the Charter School as a whole. These statements include the nonfiduciary financial activity of the Charter School. As part of the consolidation process, all interfund activities are eliminated from these statements. Both statements report only governmental activities as the Charter School does not engage in any business type activities.

Government-wide financial statements are prepared using the economic resources measurement focus. The statement of activities presents a comparison between direct expenses and program revenues for each function or program of the Charter School's governmental activities. Direct expenses are those that are specifically associated with a service, program, or department and are thereby clearly identifiable to a particular function. Program revenues include charges paid by the recipient of the goods or services offered by the program, and grants and contributions that are restricted to meeting the operational or capital requirements of a particular program. Revenues that are not classified as program revenues are presented as general revenues. The comparison of direct expenses with program revenues identifies the extent to which each governmental function is self-financing or draws from the general revenues of the Charter School.

➤ **Fund Financial Statements**

Fund financial statements report detailed information about the Charter School in the governmental and fiduciary funds. The focus of governmental fund financial statements is on major funds rather than reporting funds by type. Each major fund is reported in a separate column. Because the focus of governmental fund financial statements differs from the focus of government-wide financial statements, a reconciliation is presented with each of the governmental fund financial statements.

The Charter School reports the following major governmental funds:

- General Fund – to account for all financial resources not required to be accounted for in another fund, and for certain revenues from the State that are legally restricted to be expended for specific current operating purposes.
- Grant Revenue Fund – special revenue fund used to account for certain Federal grant program resources.
- Lease Revenue Fund – special revenue fund used to account for the financial resources that are to be used for educational capital outlay needs, including new construction, renovation and remodeling projects, leasing facilities and debt service payments on capital leases for relocatable school buildings.

Additionally, the Charter School reports the following fiduciary fund types:

- Agency Funds – to account for resources of the school internal funds which are used to administer moneys collected in connection with school, student athletic, class, and club activities.

➤ **Basis of Accounting**

Basis of accounting refers to when revenues and expenditures, or expenses, are recognized in the accounts and reported in the financial statements. Basis of accounting relates to the timing of the measurements made, regardless of the measurement focus applied.

The government-wide financial statements are prepared using the economic resources measurement focus and the accrual basis of accounting. Revenues are recognized when earned and expenses are recognized when a liability is incurred, regardless of the timing of the related cash flows.

Governmental fund financial statements are prepared using the current financial resources management focus and the modified accrual basis of accounting. Revenues, except for certain grant revenues, are recognized when they become measurable and available. Revenues are considered to be available when they are collectible within the current period or soon enough thereafter to pay liabilities of the current period. The Charter School considers revenues to be available if they are collected within 60 days of the end of the current fiscal year. When grant terms provide that the expenditure of resources is the prime factor for determining eligibility for Federal, State, and other grant resources, revenue is recognized at the time the expenditure is made. Under the modified accrual basis of accounting, expenditures are generally recognized when the related fund liability is incurred, except for principal and interest on long-term debt, claims and judgments, postemployment healthcare benefits, and compensated absences, which are recognized when due. Allocations of cost, such as depreciation, are not recognized in governmental funds.

When both restricted and unrestricted resources are available for use, it is the Charter School's policy to use restricted resources first, then unrestricted resources as they are needed.

The Charter School is accounted for as a governmental organization and follows the same accounting model as the Sponsor's governmental activities.

➤ **Cash and Cash Equivalents**

The Charter School's cash and cash equivalents consist of cash on hand and cash in demand deposit accounts. Cash deposits of the Charter School are held by banks qualified as public depositories under Florida Statute Chapter 280. All such deposits are insured by federal depository insurance or collateralized with securities held in Florida's multiple financial institution collateral pool.

➤ **Prepaid Items**

Payments made to vendors for services that will benefit periods beyond June 30, 2019, are recorded as prepaid items using the consumption method by recording an asset for the prepaid amount and reflecting the expenditure/expense in the year in which services are consumed.

➤ **Long-Term Liabilities**

Long-term obligations that will be financed from resources to be received in the future by governmental funds are reported as liabilities in the government-wide statement of net position.

In the government-wide financial statements, compensated absences (i.e., paid absences for employee vacation leave and sick leave) are accrued as liabilities to the extent that it is probable that the benefits will result in termination payments. A liability for these amounts is reported in the governmental fund financial statements only if it has matured, such as for occurrences of employee resignations and retirements.

Changes in long-term liabilities for the current year are reported in a subsequent note.

➤ **State Revenue Sources**

Revenues for current operations are received primarily from the Sponsor pursuant to the funding provisions included in the charter. In accordance with the funding provisions of the charter and Section 1002.33(18) (b), Florida Statutes, the Charter School reports its student enrollment to the Sponsor. Under provisions of Section 1011.62, Florida Statutes, the Sponsor reports the number of student enrollments and related data to the Florida Department of Education (DOE) for funding through the Florida Education Finance Program (FEFP). Funding for the Charter School is adjusted during the year to reflect revised calculations of actual student enrollment.

The State provides financial assistance to administer certain categorical educational programs. State Board of Education rules require that revenue earmarked for certain programs be expended only for the program for which the money is provided, and require that the money not expended as of the close of the fiscal year be carried forward into the following year to be expended for the same categorical educational programs. The Department generally requires that categorical educational program revenues be accounted for in the General Fund.

The Charter School may receive federal awards for the enhancement of various educational programs. This assistance is generally based on applications submitted to and approved by various granting agencies. These federal awards may have eligibility requirements whereby the issuance of grant funds is withheld until such eligible expenditures are incurred. Revenues for these awards are recognized only to the extent that eligible expenditures are incurred.

Additionally, other revenues may be derived from various fundraising activities and certain other programs.

➤ **Fund Balance**

The Charter School follows the provisions of Governmental Accounting Standards Board (GASB) Statement No. 54, *"Fund Balance Reporting and Governmental Fund Type Definitions"*. Accordingly, in the fund financial statements, governmental funds report fund classifications that comprise a hierarchy based primarily on the extent to which the Charter School is bound to honor constraints on the specific purposes for which amounts in those funds can be spent. Fund balance is reported in five components: nonspendable, restricted, committed, assigned, and unassigned.

Non Spendable Fund Balance – Amounts that are (a) not in spendable form or (b) legally or contractually required to be maintained intact. "Not in spendable form" includes items that are not expected to be converted to cash (such as inventories and prepaid amounts) and items such as long-term amount of loans and notes receivable, as well as property acquired for resale, the corpus (or principal) of a permanent fund is an example of an amount that is legally or contractually required to be maintained intact.

Restricted Fund Balance – Amounts that can be spent only for specific purposes stipulated by (a) external resource providers such as creditors (by debt covenants), grantors, contributors, or laws or regulations of other governments, or (b) imposed by law through constitutional provisions or enabling legislation. Restricted fund balance consists of \$453,901 in the lease revenue fund as of June 30, 2019.

Committed Fund Balance – Amounts that can be used only for the specific purposes determined by a formal action (resolution) of the Board of Trustees, the Charter School's highest level of decision making authority. Commitments may be changed or lifted only by the Board of Trustees taking the same formal action (resolution) that imposed the constraint originally. Resources accumulated pursuant to stabilization arrangements sometimes are reported in this category. There was no committed fund balance reported as of June 30, 2019.

Assigned Fund Balance – Includes spendable fund balance amounts established by the administration of the Charter School that are intended to be used for specific purposes that are neither considered restricted or committed. There was no assigned fund balance as of June 30, 2019.

Unassigned Fund Balance – Unassigned fund balance is the residual classification for the general fund. This classification represents fund balance that has not been restricted, committed, or assigned to specific purposes within the general fund. Unassigned fund balance may also include

negative balances for governmental funds if expenditures exceed amounts restricted, committed, or assigned for those specific purposes.

The Charter School expends restricted amounts first when both restricted and unrestricted fund balances are available unless there are legal documents that prohibit doing this, such as in grant agreements requiring dollar for dollar spending. Additionally, the Charter School would first use committed fund balance, followed by assigned fund balance and then unassigned fund balance, when expenditures are incurred for purposes for which amounts in any of the unrestricted fund balance classifications could be used.

➤ **Pensions**

In the government-wide statement of net position, liabilities are recognized for the School's proportionate share of each pension plan's net pension liability. For purposes of measuring the net pension liability, deferred outflows/inflows of resources, and pension expense, information about the fiduciary net position of the Florida Retirement System (FRS) defined benefit plan and the Health Insurance Subsidy (HIS) and additions to/deductions from FRS's and HIS's fiduciary net position have been determined on the same basis as they are reported by the FRS and HIS plans. For this purpose, plan contributions are recognized as of employer payroll paid dates and benefit payments and refunds of employee contributions are recognized when due and payable in accordance with the benefit terms. Investments are reported at fair value.

➤ **Deferred Outflows/Inflows of Resources**

In addition to assets, the statement of financial position reports a separate section for deferred outflows of resources. This separate financial statement element, deferred outflows of resources, represents a consumption of net position that applies to a future period(s) and so will not be recognized as an outflow of resources (expense/expenditure) until then. The deferred outflows of resources reported in the Charter School's statement of net position represent changes in actuarial assumptions, the net difference between projected and actual earnings on Health Insurance Subsidy Program investments, changes in the proportion and differences between the School's contributions and proportionate share of contributions, and the Charter School's contributions subsequent to the measurement date, relating to the Florida Retirement System Pension Plan and the Retiree Health Insurance Subsidy Program. These amounts will be recognized as increases in pension expense in future years.

In addition to liabilities, the statement of financial position reports a separate section for deferred inflows of resources. This separate financial statement element, deferred inflows of resources, represents an acquisition of net position that applies to a future period(s) and so will not be recognized as an inflow of resources (revenue) until that time. The deferred inflows of resources reported in the Charter School's statement of net position represent the difference between expected and actual economic experience and the net difference between projected and actual earnings on Florida Retirement System Pension investments, relating to the Florida Retirement System Pension Plan and the Retiree Health Insurance Subsidy Program. These amounts will be recognized as reductions in pension expense in future years.

2. RECEIVABLES

The Charter School’s receivables consist of amounts due from other agencies and program receivables at June 30, 2019. The receivable balance totaled \$15,934 as of June 30, 2019. The Charter School considered this amount to be fully collectible.

3. INTERFUND TRANSFERS

The Charter School’s interfund transfers totaled \$7,107 for the fiscal year 2018-2019. The balance consisted of a transfer from the General Fund to the Grant Revenue Fund for \$3,620 to cover cost of food services and \$3,487 to cover the cost of security cameras.

4. COMPENSATED ABSENCES

The following is a summary of changes in compensated absences:

Description	Balance 7/1/2018	Additions	Deductions	Balance 6/30/2019	Due in One Year
GOVERNMENTAL ACTIVITIES:					
Compensated Absences Payable	\$ 34,751	10,062	-	\$ 44,813	\$ -

For governmental activities, compensated absences are generally liquidated with resources of the General Fund.

The College provides an IRS approved Code Section 401(a) pre-tax program for terminating employees with accrued, unused sick and vacation pay benefits in excess of \$5,000. The program permits the College to disburse these benefits in a tax-advantaged manner for both the College and the employee. Contributions are limited by IRS regulation. All employees in designated employee classes with at least 10 years of service at the time of separation are mandated to participate in this program.

5. ENCUMBRANCES

Appropriations in governmental funds are encumbered upon issuance of purchase orders for goods and services. Even though appropriations lapse at the end of the fiscal year, unfilled purchase orders of the current year are carried forward and the next year’s appropriations are likewise encumbered.

Fund balances are restricted, committed, or assigned at fiscal year-end to report an amount likely to be expended from the 2019-20 fiscal year budget as a result of purchase orders outstanding at June 30, 2019.

Because revenues of grants accounted for in the Special Revenue Funds are not recognized until expenditures are incurred, these grant funds generally do not accumulate fund balances. Accordingly, no reserve for encumbrances are reported for grant funds. There were no purchase orders outstanding for grants accounted for in the Special Revenue Funds at June 30, 2019.

6. SCHEDULE OF STATE REVENUE SOURCES

As stated in a prior note, the Charter School receives revenue for current operations primarily from the State of Florida through the Sponsor. The following is a schedule of the revenue for the 2018-19 fiscal year:

Source	Amount
Florida Education Finance Program	\$ 1,897,223
Categorical Education Programs:	
Class Size Reduction	315,182
Best and Brightest	22,309
School Recognition Funds	35,521
Classroom Supplies	4,033
Public Education Capital Outlay	169,193
Total	<u>\$ 2,443,460</u>

Accounting policies relating to certain State revenue sources are described in Note 1.

7. RETIREMENT PROGRAMS

➤ Background

The Florida Retirement System (FRS) was created by Chapter 121, Florida Statutes, to provide a defined benefit pension plan for participating public employees. The FRS was amended in 1998 to add the Deferred Retirement Option Program under the defined benefit plan and amended in 2000 to provide a defined contribution plan alternative to the defined benefit plan for FRS members effective July 1, 2002. This integrated defined contribution pension plan is the FRS Investment Plan. Chapter 112, Florida Statutes, established the Retiree Health Insurance Subsidy (HIS) Program, a cost-sharing multiple-employer defined benefit pension plan, to assist retired members of any State-administered retirement system in paying the costs of health insurance.

Most employees working in regularly established positions of the College, including the Charter Schools are eligible to enroll as members of the State-administered FRS. Provisions relating to the FRS are established by Chapters 121 and 122, Florida Statutes; Chapter 112, Part IV, Florida Statutes; Chapter 238, Florida Statutes; and FRS Rules, Chapter 60S, Florida Administrative Code; wherein eligibility, contributions, and benefits are defined and described in detail. Such provisions may be amended at any time by further action from the Florida Legislature. The FRS is a single retirement system administered by the Florida Department of Management Services, Division of Retirement, and consists of the two cost sharing, multiple employer defined benefit plans and other nonintegrated programs. A comprehensive annual financial report of the FRS, which includes its financial statements, required supplementary information, actuarial report, and other relevant information, is available from the Florida Department of Management Services' Web site (www.dms.myflorida.com).

The School's pension expense totaled \$144,821 for both the FRS Pension Plan and HIS Plan for the fiscal year ended June 30, 2019.

➤ **Florida Retirement System Pension Plan**

Plan Description

The Florida Retirement System Pension Plan (FRS Plan) is a cost-sharing multiple-employer defined benefit pension plan, with a Deferred Retirement Option Program (DROP) for eligible employees. The general classes of membership are as follows:

- Regular Class – Members of the FRS who do not qualify for membership in the other classes.
- Elected County Officers Class – Members who hold specified elective offices in local government.
- Senior Management Service Class (SMSC) – Members in senior management level positions.
- Special Risk Class – Members who are special risk employees, such as law enforcement officers, meet the criteria to qualify for this class.

Employees enrolled in the FRS Plan prior to July 1, 2011, vest at 6 years of creditable service and employees enrolled in the FRS Plan on or after July 1, 2011, vest at 8 years of creditable service.

All vested members, enrolled prior to July 1, 2011, are eligible for normal retirement benefits at age 62 or at any age after 30 years of service, except for members classified as special risk who are eligible for normal retirement benefits at age 55 or at any age after 25 years of service. All members enrolled in the FRS Plan on or after July 1, 2011, once vested, are eligible for normal retirement benefits at age 65 or any time after 33 years of creditable service, except for members classified as special risk who are eligible for normal retirement benefits at age 60 or at any age after 30 years of service. Employees enrolled in the FRS Plan may include up to 4 years of credit for military service toward creditable service. The FRS Plan also includes an early retirement provision; however, there is a benefit reduction for each year a member retires before his or her normal retirement date. The FRS Plan provides retirement, disability, death benefits, and annual cost-of-living adjustments to eligible participants.

DROP, subject to provisions of Section 121.091, Florida Statutes, permits employees eligible for normal retirement under the FRS Plan to defer receipt of monthly benefit payments while continuing employment with an FRS participating employer. An employee may participate in DROP for a period not to exceed 60 months after electing to participate, except that certain instructional personnel may participate for up to 96 months.

During the period of DROP participation, deferred monthly benefits are held in the FRS Trust Fund and accrue interest. The net pension liability does not include amounts for DROP participants, as these members are considered retired and are not accruing additional pension benefits.

Benefits Provided

Benefits under the FRS Plan are computed on the basis of age and/or years of service, average final compensation, and service credit. Credit for each year of service is expressed as a

percentage of the average final compensation. For members initially enrolled before July 1, 2011, the average final compensation is the average of the 5 highest fiscal years' earnings; for members initially enrolled on or after July 1, 2011, the average final compensation is the average of the 8 highest fiscal years' earnings. The total percentage value of the benefit received is determined by calculating the total value of all service, which is based on the retirement class to which the member belonged when the service credit was earned. Members are eligible for in-line-of-duty or regular disability and survivors' benefits.

As provided in Section 121.101, Florida Statutes, if the member is initially enrolled in the FRS before July 1, 2011, and all service credit was accrued before July 1, 2011, the annual cost-of-living adjustment is 3 percent per year. If the member is initially enrolled before July 1, 2011, and has service credit on or after July 1, 2011, there is an individually calculated cost-of-living adjustment. The annual cost-of-living adjustment is a proportion of 3 percent determined by dividing the sum of the pre-July 2011 service credit by the total service credit at retirement multiplied by 3 percent. FRS Plan members initially enrolled on or after July 1, 2011, will not have a cost-of-living adjustment after retirement. The following chart shows the percentage value for each year of service credit earned:

<u>Class, Initial Enrollment, and Retirement Age/Years of Service</u>	<u>% Value</u>
Regular Class members initially enrolled before July 1, 2011	
Retirement up to age 62 or up to 30 years of service	1.60
Retirement at age 63 or with 31 years of service	1.63
Retirement at age 64 or with 32 years of service	1.65
Retirement at age 65 or with 33 or more years of service	1.68
Regular Class members initially enrolled on or after July 1, 2011	
Retirement up to age 65 or up to 33 years of service	1.60
Retirement at age 66 or with 34 years of service	1.63
Retirement at age 67 or with 35 years of service	1.65
Retirement at age 68 or with 36 or more years of service	1.68
Special Risk Regular	
Service on and after October 1, 1974	3.00
Senior Management Service Class	2.00

Contributions

The Florida Legislature establishes contribution rates for participating employers and employees. Contribution rates during the 2018-19 fiscal year were:

Class or Plan	Percent of Gross Salary	
	Employee	Employer (1)
Florida Retirement System, Regular	3.00%	8.26%
Florida Retirement System, Senior Management Service	3.00%	24.06%
Florida Retirement System, Special Risk	3.00%	24.50%
Deferred Retirement Option Program - Applicable to Members from All of the Above Classes or Plan	0.00%	14.03%
Florida Retirement System, Reemployed Retiree	(2)	(2)

Notes:

(1) Employer rates include 1.66% for the postemployment health insurance subsidy. Also, employer rates, other than for DROP participants, include .06% for administrative costs of the Investment Plan.

(2) Contribution rates are dependent upon retirement class or plan in which reemployed.

The Charter School's contributions to the FRS Plan were \$51,213 for the year ended June 30, 2019.

Pension Costs

At June 30, 2019, the Charter School reported a liability of \$653,949 for its proportionate share of the FRS Plan's net pension liability. The net pension liability was measured as of June 30, 2018, and the total pension liability used to calculate the net pension liability was determined by an actuarial valuation as of July 1, 2018. The Charter School's proportion of the net pension liability was based on the School's contributions received by FRS during the measurement period for employer payroll paid dates from July 1, 2017, through June 30, 2018, relative to the total employer contributions received from all of FRS's participating employers. At June 30, 2018, the Charter School's proportion was 0.0022 percent, which remained flat from its proportion measured as of June 30, 2017.

For the year ended June 30, 2019, the Charter School recognized pension expense of \$117,612 for its proportionate share of FRS's pension expense. In addition, the school reported its proportionate share of FRS's deferred outflows of resources and deferred inflows of resources from the following sources:

FRS Deferred Inflows/Outflows - 2019 -CHS

Description	Deferred Outflows of Resources	Deferred Inflows of Resources
Differences Between Expected and Actual Economic Experience	\$ 55,399	\$ (2,011)
Changes in Actuarial Assumptions	213,679	0
Net Difference Between Projected and Actual Earnings on Pension Plan Investments	0	(50,526)
Changes in Proportion and Differences Between Entity Contributions and Proportionate Share of Contributions	18,495	(13,274)
Entity Contributions Subsequent to the Measurement Date	51,213	0
Total	<u>\$ 338,786</u>	<u>\$ (65,811)</u>

The deferred outflows of resources related to pensions totaling \$51,213 reported as deferred outflows resources related to pensions resulting from Charter School contributions to the FRS Plan subsequent to the measurement date will be recognized as a reduction of the net pension liability in the year ended June 30, 2020. Other amounts reported as deferred outflows and inflows of resources related to pensions will be recognized as an increase (decrease) in pension expense as follows:

Year Ended June 30	Amount
2020	89,357
2021	60,974
2022	6,415
2023	37,196
2024	24,580
Thereafter	3,240

Actuarial Assumptions

The total pension liability in the July 1, 2018, actuarial valuation was determined using the following actuarial assumptions, applied to all periods included in the measurement:

Inflation	2.60%
Real wage growth	0.65%

Payroll growth	3.25% (sum of two items above)
Investment Return	7.40%

Mortality rates were based on the Generational RP-2000 with Projection Scale BB, with adjustments for mortality improvements based on Scale BB.

The long-term expected rate of return on pension plan investments was not based on historical returns, but instead is based on a forward-looking capital market economic model. The allocation policy's description of each asset class was used to map the target allocation to the asset classes shown below. Each asset class assumption is based on a consistent set of underlying assumptions, and includes an adjustment for the inflation assumption. The target allocation, as outlined in the FRS Plan's investment policy and best estimates of arithmetic and geometric real rates of return for each major asset class are summarized in the following table:

<u>Asset Class</u>	<u>Target Allocation (1)</u>	<u>Annual Arithmetic Return</u>	<u>Compound Annual (Geometric) Return</u>	<u>Standard Deviation</u>
Cash	1%	3.2%	3.1%	1.7%
Fixed Income	18%	4.8%	4.7%	4.7%
Global Equity	53%	8.5%	7.2%	17.7%
Real Estate (Property)	10%	6.8%	6.2%	12.0%
Private Equity	6%	11.9%	8.2%	30.0%
Strategic Investments	12%	6.7%	6.1%	11.4%
Total	<u>100%</u>			
Assumed inflation - Mean		2.6%		1.9%

Discount Rate

The discount rate used to measure the total pension liability was 7.00% for the FRS Plan. The projection of cash flows used to determine the discount rate assumed that employee and employer contributions will be made at the rate specified in statute. Based on that assumption, each of the pension plan's fiduciary net position was projected to be available to make all projected future benefit payments of current active and inactive employees. Therefore, the long-term expected rate of return on pension plan investments was applied to all periods of projected benefit payments to determine the total pension liability.

Pension Liability Sensitivity

The following presents the Charter School's proportionate share of the net pension liability for the FRS Plan, calculated using the discount rate disclosed in the preceding paragraph, as well as what the School's proportionate share of the net pension liability would be if it were calculated using a discount rate one percentage point lower or one percentage point higher than the current discount rate:

<u>Description</u>	<u>1% Decrease</u>	<u>Current Discount Rate</u>	<u>1% Increase</u>
FRS Plan Discount Rate	6.00%	7.00%	8.00%
Charter School's Proportionate Share of the FRS Plan Net Pension Liability	\$ 1,193,485	\$ 653,949	\$ 205,833

Pension Plan Fiduciary Net Position

Detailed information about the FRS Plan's fiduciary's net position is available in a separately-issued FRS Pension Plan and Other State-Administered Systems Comprehensive Annual Financial Report. That report may be obtained through the Florida Department of Management Services website at <http://www.dms.myflorida.com>.

➤ **Retiree Health Insurance Subsidy Program**

Plan Description

The Retiree Health Insurance Subsidy Program (HIS Plan) is a cost-sharing multiple-employer defined benefit pension plan established under Section 112.363, Florida Statutes, and may be amended by the Florida Legislature at any time. The benefit is a monthly payment to assist retirees of State-administered retirement systems in paying their health insurance costs and is administered by the Florida Department of Management Services, Division of Retirement.

Benefits Provided

For the fiscal year ended June 30, 2019, eligible retirees and beneficiaries received a monthly HIS payment of \$5 for each year of creditable service completed at the time of retirement, with a minimum HIS payment of \$30 and a maximum HIS payment of \$150 per month, pursuant to Section 112.363, Florida Statutes. To be eligible to receive a HIS Plan benefit, a retiree under a State-administered retirement system must provide proof of health insurance coverage, which may include Medicare.

Contributions

The HIS Plan is funded by required contributions from FRS participating employers as set by the Florida Legislature. Employer contributions are a percentage of gross compensation for all active FRS members. For the fiscal year ended June 30, 2019, the contribution rate was 1.66 percent of payroll pursuant to section 112.363, Florida Statutes. The Charter School contributed 100 percent of its statutorily required contributions for the current and preceding 3 years. HIS Plan contributions are deposited in a separate trust fund from which payments are authorized. HIS Plan benefits are not guaranteed and are subject to annual legislative appropriation. In the event the legislative appropriation or available funds fail to provide full subsidy benefits to all participants, benefits may be reduced or canceled. The Charter School's contributions to the HIS Plan were \$18,024 for the year ended June 30, 2019.

Pension Costs

At June 30, 2019, the Charter School reported a liability of \$336,196 for its proportionate share of the HIS Plan's net pension liability. The net pension liability was measured as of June 30, 2018, and the total pension liability used to calculate the net pension liability was determined by an actuarial valuation as of July 1, 2018.

The Charter School's proportion of the net pension liability was based on the Charter School's contributions received during the measurement period for employer payroll paid dates from July 1, 2017, through June 30, 2018, relative to the total employer contributions received from all

participating employers. At June 30, 2018, the Charter School's proportion was 0.0032%, which decreased a 4 percent from its proportion measured as of June 30, 2017.

For the year ended June 30, 2019, the Charter School recognized pension expense of \$27,210 for its proportionate share of HIS's pension expense. In addition, the School reported its proportionate share of HIS's deferred outflows of resources from the following sources:

HIS Deferred Inflows/Outflows - 2019 - CHS

Description	Deferred Outflows of Resources	Deferred Inflows of Resources
Differences Between Expected and Actual Economic Experience	\$ 5,147	\$ (571)
Changes in Actuarial Assumptions	37,389	(35,545)
Net Difference Between Projected and Actual Earnings on HIS Program Investments	203	0
Changes in Proportion and Differences Between Entity Contributions and Proportionate Share of Contributions	14,153	(11,487)
Entity Contributions Subsequent to the Measurement Date	18,024	0
Total	<u>\$ 74,916</u>	<u>\$ (47,603)</u>

The deferred outflows of resources related to pensions totaling \$18,024 reported as deferred outflows of resources related to pensions resulting from Charter School contributions to the HIS Plan subsequent to the measurement date will be recognized as a reduction of the net pension liability in the year ended June 30, 2020. Other amounts reported as deferred outflows and inflows of resources related to pensions will be recognized as an increase (decrease) in pension expense as follows:

Year Ended June 30	Amount
2020	6,820
2021	6,803
2022	4,904
2023	2,271
2024	(6,737)
Thereafter	(4,772)

Actuarial Assumptions

The total pension liability in the July 1, 2018, actuarial valuation was determined using the following actuarial assumptions, applied to all periods included in the measurement:

Inflation	2.60%
Real wage growth	0.65%
Payroll growth	3.25% (sum of two items above)
Discount Rate	Bond Buyer General Obligation 20-Bond Municipal Bond Index

Mortality rates were based on the Generational RP-2000 with Projection Scale BB, with adjustments for mortality improvements based on Scale BB.

Discount Rate

The discount rate used to measure the total pension liability was 3.87 percent for the HIS Plan. In general, the discount rate for calculating the total pension liability is equal to the single rate equivalent to discounting at the long-term expected rate of return for benefit payments prior to the projected depletion date. Because the HIS benefit is essentially funded on a pay-as-you-go basis, the depletion date is considered to be immediate, and the single equivalent discount rate is equal to the municipal bond rate selected by the HIS Plan sponsor. The Bond Buyer General Obligation 20-Bond Municipal Bond Index was adopted as the applicable municipal bond index. The discount rate used to determine the total pension liability increased from 3.58 percent from the prior measurement date.

Pension Liability Sensitivity

The following presents the Charter School's proportionate share of the net pension liability for the HIS Plan, calculated using the discount rate disclosed in the preceding paragraph, as well as what the School's proportionate share of the net pension liability would be if it were calculated using a discount rate one percentage point lower or one percentage point higher than the current discount rate:

Description	1% Decrease	Current Discount Rate	1% Increase
FRS Plan Discount Rate	2.87%	3.87%	4.87%
Charter School's Proportionate Share of the FRS Plan Net Pension Liability	\$ 382,907	\$ 336,196	\$ 297,259

Pension Plan Fiduciary Net Position

Detailed information about the HIS Plan's fiduciary's net position is available in a separately-issued FRS Pension Plan and Other State-Administered Systems Comprehensive Annual Financial Report. That report may be obtained through the Florida Department of Management Services website at <http://www.dms.myflorida.com>.

➤ **Defined Contribution Plan**

The Florida State Board of Administration (SBA) administers the defined contribution plan officially titled the FRS Investment Plan (Investment Plan). The Investment Plan is reported in the

SBA's annual financial statements and in the State of Florida Comprehensive Annual Financial Report.

As provided in Section 121.4501, Florida Statutes, eligible FRS members may elect to participate in the Investment Plan in lieu of the FRS defined benefit plan. School employees participating in DROP are not eligible to participate in the Investment Plan. Employer and employee contributions, including amounts contributed to individual member's accounts, are defined by law, but the ultimate benefit depends in part on the performance of investment funds. Benefit terms, including contribution requirements, for the Investment Plan are established and may be amended by the Florida Legislature. The Investment Plan is funded with the same employer and employee contribution rates that are based on salary and membership class (Regular Class, Elected County Officers, etc.), as the FRS defined benefit plan. Contributions are directed to individual member accounts, and the individual members allocate contributions and account balances among various approved investment choices. Costs of administering plan, including the FRS Financial Guidance Program, are funded through an employer contribution of 0.06 percent of payroll and by forfeited benefits of plan members. Allocations to the investment member's accounts during the 2018-19 fiscal year were as follows:

<u>Class</u>	<u>Percent of Gross Compensation</u>
FRS, Regular	5.90
FRS, Senior Management Service	7.29
FRS, Special Risk Regular	14.86

These allocations include a required employee contribution of 3% of gross compensation for each member class.

For all membership classes, employees are immediately vested in their own contributions and are vested after 1 year of service for employer contributions and investment earnings. If an accumulated benefit obligation for service credit originally earned under the FRS Pension Plan is transferred to the Investment Plan, the member must have the years of service required for FRS Pension Plan vesting (including the service credit represented by the transferred funds) to be vested for these funds and the earnings on the funds. Non-vested employer contributions are placed in a suspense account for up to 5 years. If the employee returns to FRS-covered employment within the 5-year period, the employee will regain control over their account. If the employee does not return within the 5-year period, the employee will forfeit the accumulated account balance. For the fiscal year ended June 30, 2019, the information for the amount of forfeitures was unavailable from the SBA; however, management believes that these amounts, if any, would be immaterial to the Charter School.

After termination and applying to receive benefits, the member may rollover vested funds to another qualified plan, structure a periodic payment under the Investment Plan, receive a lump-sum distribution, leave the funds invested for future distribution, or any combination of these options. Disability coverage is provided; the member may either transfer the account balance to the FRS Pension Plan when approved for disability retirement to receive guaranteed lifetime

monthly benefits under the FRS Pension Plan, or remain in the Investment Plan and rely upon that account balance for retirement income.

The Charter School’s Investment Plan pension expense totaled \$27,522 for the fiscal year ended June 30, 2019.

8. OTHER POSTEMPLOYMENT BENEFITS PAYABLE

The Charter School follows GASB Statement No. 75, *Accounting and Financial Reporting by Employers for Postemployment Benefits Other Than Pensions*, for certain other postemployment benefits administered by the Charter School and life insurance benefits through purchased commercial insurance.

General Information about the OPEB Plan

Plan Description. The School contributes to a single-employer defined benefit plan administered by the Consortium for postemployment benefits. Pursuant to the provisions of Section 112.0801, Florida Statutes, former employees who retire from the School are eligible to participate in the Charter School’s healthcare and life insurance benefits. The School subsidizes the premium rates paid by retirees by allowing them to participate in the other postemployment benefits plan (OPEB Plan) at reduced or blended group (implicitly subsidized) premium rates for both active and retired employees. These rates provide an implicit subsidy for retirees because, on an actuarial basis, their current and future claims are expected to result in higher costs to the OPEB Plan on average than those of active employees. Retirees are required to enroll in the Federal Medicare (Medicare) program for their primary health coverage as soon as they are eligible. Neither the School nor the Consortium issue a stand-alone annual report for the OPEB Plan and the OPEB Plan is not included in the annual report of a public employee retirement system or another entity.

Benefits Provided. The OPEB Plan provides healthcare benefits for retirees and their dependents. In addition to the implicit subsidy above, the benefit terms provide for payment of 50% of both health and life insurance premiums for non-Medicare eligible retirees and 50% of both health and life insurance premiums for Medicare-eligible retirees for a maximum of 36 months only if a retiree participates in the Charter School’s Retirement Incentive Plan (RIP). Other than a retiree’s participation in RIP, no other subsidy is given to retirees. The plan also provides all retirees enrolled in basic life insurance with \$5,000 worth of life insurance benefits. Retiree life insurance is an elective benefit paid for entirely by the retiree unless participating in the school’s RIP program.

Employees Covered by Benefit Terms. At June 30, 2018, the following employees were covered by the benefit terms:

Inactive Employees or Beneficiaries Currently Receiving Benefits	0
Inactive Employees Entitled to But Not Yet Receiving Benefits	0
Active Employees	15
Total	<u>15</u>

Total OPEB Liability

The Charter School's total OPEB liability of \$14,955 was measured as of June 30, 2018, and was determined by an actuarial valuation as of that date.

Actuarial Assumptions and Other Inputs. The total OPEB liability in the June 30, 2018, actuarial valuation was determined using the following actuarial assumptions and other inputs, applied to all periods included in the measurement, unless otherwise specified:

Inflation	2.60% per year
Real Wage Growth	0.65%
Wage Inflation	3.25%
Salary Increases, including wage inflation	
Regular Employees	4.0% - 7.8%
Senior Management	4.7% - 7.1%
Municipal Bond Index Rate	
Prior Measurement Date	3.56%
Measurement Date	3.87%
Health Care Cost Trends	
Pre-Medicare	7.5% for 2017 decreasing to an ultimate rate of 5.0% by 2023
Medicare	5.5% for 2017 decreasing to an ultimate rate of 5.0% by 2020

The discount rate used to measure the TOL was based on the June average of the Bond Buyer General Obligation 20-year Municipal Bond Index published weekly by The Bond Buyer (www.bondbuyer.com).

Mortality rates were based on the RP-2014 mortality tables, with adjustments for FRS experience and generational mortality improvements using Scale MP-2014.

The demographic actuarial assumptions for mortality, retirement, disability incidence, and withdrawal used in the June 30, 2017 valuation were based on the results of an actuarial experience study for the period July 1, 2008 through June 30, 2013, adopted by FRS.

The remaining actuarial assumptions (e.g., initial per capita costs, health care cost trends, rate of plan participation, rates of plan election, etc.) used in the June 30, 2018 valuation were based on a review of recent plan experience done concurrently with the June 30, 2018 valuation.

Changes in the Total OPEB Liability

Total OPEB Liability as of June 30, 2017	\$14,027
Changes for the year:	
Service Cost at the end of the year*	959
Interest	499
Change in benefit terms	0
Difference between expected and actual experience	0
Changes of assumptions or other inputs	(510)
Benefit payment	(20)
Other	0
Net changes	<u>\$928</u>
Total OPEB Liability as of June 30, 2018	<u><u>\$14,955</u></u>

* Service cost includes interest for the year

Benefit changes, which are reflected immediately, will increase OPEB Expense (OE), if there is a benefit improvement for existing Plan members, or decrease OE, if there is a benefit reduction. For the year ended June 30, 2018, there were no benefit changes to be recognized.

There was a change in the Total OPEB Liability (TOL) arising from the change in the Discount Rate from 3.56% on the Prior Measurement Date to 3.87% on the Measurement Date. Therefore, the change in TOL resulting from the change in the Discount Rate is to be recognized in the OPEB Expense (OE), beginning in the current measurement period, over a closed period equal to 12.59 years, using the same approach applied to Plan experience.

Sensitivity of the Total OPEB Liability to Changes in the Discount Rate. The following table presents the total OPEB liability of the Charter School, as well as what the Charter School's total OPEB liability would be if it were calculated using a discount rate that is 1 percentage point lower (2.87 percent) or 1 percentage point higher (4.87 percent) than the current rate:

	1% Decrease <u>2.87%</u>	Current Discount Rate <u>3.87%</u>	1% Increase <u>4.87%</u>
Total OPEB liability	\$16,685	\$14,955	\$13,447

Sensitivity of the Total OPEB Liability to Changes in the Healthcare Cost Trend Rates. The following table presents the total OPEB liability of the Charter School, as well as what the Charter School's total OPEB liability would be if it were calculated using healthcare cost trend rates that are 1 percentage point lower (6.5 percent decreasing to 4.0 percent) or 1 percentage point higher (8.5 percent decreasing 6.0 percent) than the current healthcare cost trend rates:

	1% Decrease (6.5% decreasing to 4.0%)	Healthcare Cost Trend Rates (7.5% decreasing to 5.0%)	1% Increase (8.5% decreasing to 6.0%)
Total OPEB liability	\$12,532	\$14,955	\$18,037

OPEB Expense and Deferred Outflows of Resources and Deferred Inflows of Resources Related to OPEB

For the fiscal year ended June 30, 2019, the School recognized OPEB expense of \$1,265. At June 30, 2019, the Charter School reported deferred outflows of resources and deferred inflows of resources related to OPEB from the following sources:

Description	Deferred Outflows of Resources	Deferred Inflows of Resources
Change of assumptions or other inputs	\$ -	\$ (1,236)
Transactions subsequent to the measurement date	79	
Total	<u>\$ 79</u>	<u>\$ (1,236)</u>

Amounts paid subsequent to the measurement date of \$79 will be recognized as a reduction of the total OPEB liability in the year ended June 30, 2020. Other amounts reported as deferred outflows of resources and deferred inflows of resources related to OPEB will be recognized in OPEB expense as follows:

Fiscal Year Ending June 30	Amount
2020	\$ (114)
2021	(114)
2022	(114)
2023	(114)
2024	(114)
Thereafter	(666)

9. SAVINGS INCENTIVE PLAN

Effective January 1, 1994, the Board approved the adoption of a Savings Incentive Plan as provided by Section 403(b) of the Internal Revenue Code of 1986. Under the Plan, all full-time employees can elect to defer a portion of their salary within Internal Revenue Service guidelines. The College may make a matching employer contribution in an amount to be determined annually by the Board at its discretion. During the 2018-19 fiscal year, the College matched one dollar for every dollar up to the first 3 percent of employee compensation. Each employee is fully

vested upon enrollment in the Plan, and is allowed to direct the investment of his or her account to any one of the various fund groups and insurance companies approved for investment by the College. During the 2018-19 fiscal year, the College contributed \$11,178 as matching funds under the Plan.

10. OPERATING LEASE COMMITMENTS

The Charter School entered into a lease agreement with Florida SouthWestern State College Financing Corporation whereby the College Financing Corporation leases to the Charter School a portion of the Charlotte Campus facilities consisting of approximately 19,102 sq. ft. for purposes of operating the high school. The lease agreement was for a period of one year ending on June 30, 2019 and is renewable annually. The amount paid for the leased premises for the year ended June 30, 2019 was \$100,000. The Charter School lease agreement was extended through the date of June 30, 2020.

11. RISK MANAGEMENT PROGRAMS

The College is exposed to various risks of loss related to tort loss; federal liability, theft of, damage to, and destruction of assets; errors and omissions; injuries to employees; and natural disasters. The College provides for insurance coverage for these risks primarily through the Florida College System Risk Management Consortium (Consortium). The Consortium is authorized under Section 1004.725, Florida Statutes, to contract with the College System Institution's boards of trustees to provide self-insurance services, including, but not limited to, the evaluation, settlement, and payment of self-insurance claims on behalf of the board of trustees. The Consortium is self-sustaining through member assessments (premiums) and reinsures a portion of its program through commercial companies for claims in excess of specified amounts. Insurance from commercial companies generally provides excess liability insurance with limits of \$5 million and excess property insurance coverage of up to \$200 million through March 1, 2020.

Insurance coverage obtained through the Consortium also includes health and hospitalization, dental, life, fire and general and automobile liability, workers' compensation, and other liability coverage. Settled claims resulting from all such risks have not exceeded coverage in any of the past three fiscal years. The Charter Schools are afforded this insurance coverage through the College's participation in the Consortium.

Florida SouthWestern State College
Collegiate High School - Charlotte Campus
 Budgetary Comparison Schedule
 For the fiscal year ended June 30, 2019

	<u>General Fund</u>			
	Original Budget	Final Budget	Actual	Variance
Revenues				
Intergovernmental:				
State	\$ 2,169,072	\$ 2,169,072	\$ 2,270,781	\$ 101,709
Total Revenues	2,169,072	2,169,072	2,270,781	101,709
Expenditures				
Governmental Activities:				
Instruction	1,097,138	1,148,110	1,083,759	64,351
Instructional Support Services:				
Pupil Personnel Services	83,908	85,331	85,678	(347)
General Support:				
Board	20,000	20,000	13,766	6,234
School Administration	791,026	797,907	715,430	82,477
Pupil Transportation Services	80,000	80,000	65,651	14,349
Operation of Plant	97,000	97,000	83,003	13,997
Total Expenditures	2,169,072	2,228,348	2,047,287	181,061
Other Financing Sources (Uses)				
Other Financial Sources -				
Transfer out of General Fund	-	(7,107)	(7,107)	-
Total Other Financing Sources (Uses)	-	(7,107)	(7,107)	-
Excess (Deficiency) of Revenues over Expenditures and Other Financing Sources	-	(66,383)	216,387	282,770
Net Change in Fund Balances	\$ -	\$ (66,383)	\$ 216,387	\$ 282,770

Florida SouthWestern State College
Collegiate High School - Charlotte Campus
 Budgetary Comparison Schedule
 For the fiscal year ended June 30, 2019

	Lease Revenue Fund			
	Original Budget	Final Budget	Actual	Variance
Revenues				
Intergovernmental:				
State	\$ 60,000	\$ 173,317	\$ 169,193	\$ (4,124)
Local:				
Transfer from General Fund	40,000	-	-	-
Total Revenues	100,000	173,317	169,193	(4,124)
Expenditures				
Operation of Plant	100,000	173,317	100,000	73,317
Total Expenditures	100,000	173,317	100,000	73,317
Excess (Deficiency) of Revenues over Expenditures	-	-	69,193	69,193
Net Change in Fund Balances	\$ -	\$ -	\$ 69,193	\$ 69,193

Florida SouthWestern State College
Collegiate High School - Charlotte Campus
 Budgetary Comparison Schedule
 For the fiscal year ended June 30, 2019

		Grant Revenue Fund			
		Original Budget	Final Budget	Actual	Variance
Revenues					
Intergovernmental:					
Federal Through State		\$ 45,000	\$ 45,000	\$ 32,660	\$ (12,340)
Local:					
Food Service Sales		30,000	30,000	21,209	(8,791)
Total Revenues		75,000	75,000	53,870	(21,131)
Expenditures					
General Support:					
Food Services		75,000	75,000	54,002	20,998
School Administration		-	-	3,487	(3,487)
Total Expenditures		75,000	75,000	57,489	17,511
Other Financing Sources (Uses)					
Transfer from General Fund		-	7,107	7,107	-
Total Other Financing Sources (Uses)		-	7,107	7,107	-
Excess (Deficiency) of Revenues over Expenditures and Other Financing Sources		-	7,107	3,487	(3,620)
Net Change in Fund Balances		\$ -	\$ 7,107	\$ 3,487	\$ (3,620)

Schedules of Required Supplementary Information

Schedule of the Charter School's Proportionate Share of the Net Pension Liability
Florida Retirement System Pension Plan
Last Ten Measurement Periods*

	2014	2015	2016	2017	2018
Charter School's Proportion of the Net Pension Liability	0.00209637%	0.0022523%	0.0021734%	0.0022201%	0.0021711%
Charter School's Proportionate Share of the Net Pension Liability	\$ 127,909	\$ 290,915	\$ 548,788	\$ 656,690	\$ 653,949
Charter School's Covered Payroll ¹	\$ 433,057	\$ 431,171	\$ 482,497	\$ 503,730	\$ 543,235
Charter School's Proportionate Share of the Net Pension Liability (Asset) as a Percentage of Its Covered Payroll	29.54%	67.47%	113.74%	130.37%	120.38%
FRS Plan Fiduciary Net Position as a Percentage of the FRS total Pension Liability	96.09%	92.00%	84.88%	83.89%	84.26%

*The Amounts Presented for Each Fiscal Year were Determined as of June 30.

Note: (1) Covered payroll includes defined benefit plan actives, investment plan members, and members in DROP.

Information is required to be presented for 10 years. However, until a full 10-year trend is compiled, the School will present information for only those years for which information is available.

Schedule of School Contributions
Florida Retirement System Pension Plan
Last Ten Fiscal Years*

	2014	2015	2016	2017	2018	2019
Contractually Required Contribution	\$ 45,919	\$ 54,913	\$ 53,002	\$ 23,363	\$ 44,698	\$ 51,213
Contributions in Relation to the Contractually Required Contribution	(45,919)	(54,913)	(53,002)	(23,363)	(44,698)	(51,213)
Contribution Deficiency (Excess)	\$ -	\$ -	\$ -	\$ -	\$ -	\$ -
Charter School's Covered Payroll ¹	\$ 433,057	\$ 431,171	\$ 482,497	\$ 503,730	\$ 543,235	\$ 486,281
Contributions as a Percentage of Covered Payroll	10.60%	12.74%	10.98%	4.64%	8.23%	10.53%

*The Amounts Presented for Each Fiscal Year were Determined as of June 30.

Note: (1) Covered payroll includes defined benefit plan actives, investment plan members, and members in DROP.

Information is required to be presented for 10 years. However, until a full 10-year trend is compiled, the Charter School will present information for only those years for which information is available.

Schedules of Required Supplementary Information

**Schedule of the School's Proportionate Share of the Net Pension Liability
Retiree Health Insurance Subsidy Program
Last Ten Measurement Periods***

	2014	2015	2016	2017	2018
Charter School's Proportion of the Net Pension Liability	0.00304276%	0.00321057%	0.00326765%	0.003308094%	0.0031764%
Charter School's Proportionate Share of the Net Pension Liability	\$ 284,506	\$ 327,428	\$ 380,831	\$ 353,717	\$ 336,196
Charter School's Covered Payroll ¹	\$ 926,231	\$ 945,480	\$ 837,565	\$ 831,448	\$ 821,178
Charter School's Proportionate Share of the Net Pension Liability (Asset) as a Percentage of Its Covered Payroll	30.72%	34.63%	45.47%	42.54%	40.94%
FRS Plan Fiduciary Net Position as a Percentage of the FRS total Pension Liability	0.99%	0.50%	0.97%	1.64%	2.15%

*The Amounts Presented for Each Fiscal Year were Determined as of June 30.

Note: (1) Covered payroll includes defined benefit plan actives, investment plan members, and members in DROP.

Information is required to be presented for 10 years. However, until a full 10-year trend is compiled, the School will present information for only those years for which information is available.

**Schedule of School Contributions
Retiree Health Insurance Subsidy Program
Last Ten Fiscal Years***

	2014	2015	2016	2017	2018	2019
Contractually Required Contribution	\$ 10,424	\$ 12,273	\$ 16,749	\$ 13,652	\$ 17,205	\$ 18,024
Contributions in Relation to the Contractually Required Contribution	(10,424)	(12,273)	(16,749)	(13,652)	(17,205)	(18,024)
Contribution Deficiency (Excess)	\$ -	\$ -	\$ -	\$ -	\$ -	\$ -
Charter School's Covered Payroll ¹	\$ 926,231	\$ 945,480	\$ 837,565	\$ 831,448	\$ 821,178	\$ 819,478
Contributions as a Percentage of Covered Payroll	1.13%	1.30%	2.00%	1.64%	2.10%	2.20%

*The Amounts Presented for Each Fiscal Year were Determined as of June 30.

Note: (1) Covered payroll includes defined benefit plan actives, investment plan members, and members in DROP.

Information is required to be presented for 10 years. However, until a full 10-year trend is compiled, the School will present information for only those years for which information is available.

Schedules of Required Supplementary Information

**Schedule of Changes in Total OPEB Liability and Related Ratios
Other Postemployment Benefits Plan
Last Ten Measurement Periods***

	<u>2017</u>	<u>2018</u>
Total OPEB Liability		
Service Cost at end of year	\$ 1,025	\$ 959
Interest	407	499
Changes of benefit terms	0	0
Difference between expected and actual experience	0	0
Changes of assumptions or other inputs	(913)	(510)
Benefit payment	0	(20)
Other	0	0
Net change in Total OPEB Liability	<u>\$ 519</u>	<u>\$ 928</u>
Total OPEB Liability - beginning	<u>\$ 13,508</u>	<u>\$ 14,027</u>
Total OPEB Liability - ending	<u>\$ 14,027</u>	<u>\$ 14,955</u>
Covered-employee payroll	<u>\$770,328</u>	<u>\$ 770,328</u>
Total OPEB Liability as a percentage of covered- employee payroll	1.82%	1.94%

*The Amounts Presented for Each Fiscal Year were Determined as of June 30.

Note: Information is required to be presented for 10 years. However, until a full 10-year trend is compiled, the School will present information for only those years for which information is available.

NOTES TO REQUIRED SUPPLEMENTARY INFORMATION

1. BUDGETARY COMPLIANCE AND ACCOUNTABILITY

➤ Budgetary Information

The Charter School uses the policies of the College for budgetary compliance. The College follows procedures established by State statutes and State Board of Education rules in establishing budgets as described below:

Budgets are prepared and original budgets are approved annually by the Board of Trustees for all governmental fund types in accordance with procedures and time intervals prescribed by law and State Board of Education rules.

Budgets are controlled at the account level (e.g., salaries, purchased services, and capital outlay) within each program (e.g., instruction, instructional support, and school administration) and may be amended throughout the fiscal year.

Budgetary information is integrated into the accounting system and, to facilitate budget control, budget balances are encumbered when purchase orders are issued. Appropriations lapse at fiscal year-end and encumbrances outstanding are honored from the subsequent year's appropriations.

2. SCHEDULE OF CHANGES IN THE COLLEGE'S TOTAL OTHER POSTEMPLOYMENT BENEFITS LIABILITY AND RELATED RATIOS

No assets are accumulated in a trust that meets the criteria in paragraph 4 of GASB Statement No. 75 to pay related benefits. The June 30, 2019, total OPEB liability significantly increased/decreased from the prior fiscal year as a result of changes to benefits and assumptions as discussed below:

Changes of Benefit Terms. There were no changes in benefit terms since the Prior Measurement Date.

Changes of Assumptions. There was a change in the total OPEB liability arising from the change in the Discount Rate from 3.56% on the Prior Measurement Date to 3.87% on the Measurement Date. Therefore, the change in total OPEB liability resulting from the change in the Discount Rate is to be recognized in the OPEB expense, beginning in the current measurement period, over a closed period equal to 12.59 years, using the same approach applied to Plan experience.

**3. SCHEDULE OF NET PENSION LIABILITY AND SCHEDULE OF CONTRIBUTIONS –
FLORIDA RETIREMENT SYSTEM PENSION PLAN**

Changes of Benefit Terms. There were no changes in benefit terms since the Prior Measurement Date.

Changes of Assumptions. The long-term expected rate of return was decreased from 7.10 percent to 7.00 percent, and the active member mortality assumption was updated.

**4. SCHEDULE OF NET PENSION LIABILITY AND SCHEDULE OF CONTRIBUTIONS –
HEALTH INSURANCE SUBSIDY PENSION PLAN**

Changes of Benefit Terms. There were no changes in benefit terms since the Prior Measurement Date.

Changes of Assumptions. The municipal rate used to determine total pension liability increased from 3.58 percent to 3.87 percent.

FLORIDA SOUTHWESTERN STATE COLLEGE
COLLEGIATE HIGH SCHOOL - CHARLOTTE CAMPUS
 OTHER SUPPLEMENTARY INFORMATION - SCHEDULE OF EXPENDITURES OF FEDERAL AWARDS
 For the Fiscal Year Ended June 30, 2019

OLO	FEIN	DUNS Number	CFDA #	ARRA	Federal Awarding Agency	CFDA Program Title	Research & Development	Source of Funding (D, I, or T)	Pass-Through Grantor or State of Florida Entity Name (Required for Sources of Funding I and T)	Award Number (Required for Indirect Grants, CFDA No. XX.UNK, Research & Development and ARRA awards)	Total Expenditures
051800	591211051	081947434	10.555	No	USDA	National School Lunch Program	No	T	Florida Department of Agriculture and Consumer Services	01-0561	\$ 29,174



**INDEPENDENT AUDITORS' REPORT ON INTERNAL CONTROL OVER
FINANCIAL REPORTING AND ON COMPLIANCE AND OTHER MATTERS
BASED ON AN AUDIT OF FINANCIAL STATEMENTS PERFORMED
IN ACCORDANCE WITH *GOVERNMENT AUDITING STANDARDS***

Board of Trustees
Florida SouthWestern State College Collegiate High School
Charlotte Campus
Fort Myers, Florida

We have audited, in accordance with the auditing standards generally accepted in the United States of America and the standards applicable to financial audits contained in *Government Auditing Standards* issued by the Comptroller General of the United States, the financial statements of the governmental activities, each major fund, and the aggregate remaining fund information of Florida SouthWestern State College Collegiate High School - Charlotte Campus (the Charter School), as of and for the year ended June 30, 2019, and the related notes to the financial statements, which collectively comprise the School's basic financial statements, and have issued our report thereon dated September 18, 2019.

Internal Control Over Financial Reporting

In planning and performing our audit of the financial statements, we considered the School's internal control over financial reporting (internal control) to determine the audit procedures that are appropriate in the circumstances for the purpose of expressing our opinions on the financial statements, but not for the purpose of expressing an opinion on the effectiveness of the School's internal control. Accordingly, we do not express an opinion on the effectiveness of the School's internal control.

A deficiency in internal control exists when the design or operation of a control does not allow management or employees, in the normal course of performing their assigned functions, to prevent, or detect and correct, misstatements on a timely basis. A *material weakness* is a deficiency, or a combination of deficiencies, in internal control such that there is a reasonable possibility that a material misstatement of the entity's financial statements will not be prevented, or detected and corrected on a timely basis. A *significant deficiency* is a deficiency, or a combination of deficiencies, in internal control that is less severe than a material weakness yet important enough to merit attention by those charged with governance.

Our consideration of internal control was for the limited purpose described in the first paragraph of this section and was not designed to identify all deficiencies in internal control that might be material weaknesses or significant deficiencies and therefore, material weaknesses or significant deficiencies may exist that have not been identified. We did identify certain deficiencies in internal control, described in the accompanying schedule of findings as 2019-001 that we consider to be a material weakness.

Compliance and Other Matters


As part of obtaining reasonable assurance about whether the School's financial statements are free from material misstatement, we performed tests of its compliance with certain provisions of laws, regulations, contracts, and grant agreements, noncompliance with which could have a direct and material effect on the determination of financial statement amounts. However, providing an opinion on compliance with those provisions was not an objective of our audit, and accordingly, we do not express such an opinion. The results of our tests disclosed no instances of noncompliance or other matters that are required to be reported under *Government Auditing Standards*.

Charter School's Response to Findings

Charter School's response to the findings identified in our audit is described in the accompanying schedule of findings. Charter School's response was not subjected to the auditing procedures applied in the audit of the financial statements and, accordingly, we express no opinion on it.

Purpose of this Report

The purpose of this report is solely to describe the scope of our testing of internal control and compliance and the result of that testing, and not to provide an opinion on the effectiveness of the School's internal control or on compliance. This report is an integral part of an audit performed in accordance with *Government Auditing Standards* in considering the School's internal control and compliance. Accordingly, this communication is not suitable for any other purpose.



CliftonLarsonAllen LLP

Fort Myers, Florida
September 18, 2019

FLORIDA SOUTHWESTERN STATE COLLEGE COLLEGIATE HIGH SCHOOL - CHARLOTTE CAMPUS
SCHEDULE OF FINDINGS
JUNE 30, 2019

2019-001 Audit Adjustments

Type of Finding: Material weakness in internal control over financial reporting

Criteria: The Committee of Sponsoring Organizations of the Treadway Commission (COSO) Internal Control Framework states that control activities are a component of internal control. Control activities are policies and procedures established to ensure that management directives are carried out, and consist of two elements, a policy that establishes what should be done and the procedure that implements the policy. COSO Framework states that control activities must be in place for there to be adequate internal control procedures over financial reporting. Internal control procedures affect the Charter School's ability to ensure financial transactions are authorized and accurate. Charter School management is responsible for establishing and maintaining internal controls for the proper recording of all the Charter School's transactions, including year-end accruals.

Condition: As part of the audit, we proposed a material audit adjustment to correct the Charter School's financial statements at year-end related to the reversal of 2020 FEFP revenue recorded in 2019.

Cause: The Charter School's internal controls over financial reporting did not detect or prevent the errors.

Effect: The Charter Schools's financial records were materially misstated and we proposed adjusting entries to management to correct the financial statements. The proposed audit adjustments were recorded by management to correct the financial statements.

Recommendation: We recommend that management evaluate internal control processes and procedures to ensure that review of financial information is effective in detecting transactions recorded improperly.

Views of responsible officials and planned corrective action

The Charlotte County School District sent a payment for FEFP revenue with a description that stated "June 2019 FEFP Distribution" in the amount of \$185,983.23. Based on that description the funds were recorded in FY19. It was later confirmed with the school district that the funds were actually for July 2019. We have now added a review of all revenue accounts to our year-end schedule and we have developed a spreadsheet that will be used to login all FEFP monthly payments from the school district, and a budget to actual comparison will be done annually as part of our year-end close.



MANAGEMENT LETTER

Board of Trustees
Florida SouthWestern State College Collegiate High School
Charlotte Campus
Fort Myers, Florida

Report on the Financial Statements

We have audited the financial statements of the Florida SouthWestern State College Collegiate High School – Charlotte Campus (the School), as of and for the fiscal year ended June 30, 2019, and have issued our report thereon dated September 18, 2019.

Auditors' Responsibility

We conducted our audit in accordance with auditing standards generally accepted in the United States of America; the standards applicable to financial audits contained in *Government Auditing Standards* issued by the Comptroller General of the United States; and Chapter 10.850, Rules of the Auditor General.

Other Reporting Requirements

We have issued our Independent Auditors' Report on Internal Control over Financial Reporting and on Compliance and Other Matters Based on an Audit of the Financial Statements Performed in Accordance with *Government Auditing Standards*. Disclosures in that report, which is dated September 18, 2019, should be considered in conjunction with this management letter.

Prior Audit Findings

Section 10.854(1)(e)1., Rules of the Auditor General, requires that we determine whether or not corrective actions have been taken to address findings and recommendations made in the preceding annual financial audit report. There were no findings and recommendations made in the preceding annual financial audit report.

Official Title

Section 10.854(1)(e)5., Rules of the Auditor General, requires that the name or official title of the entity and the school code assigned by the Florida Department of Education be disclosed in this management letter. The official title and the school code assigned by the Florida Department of Education of the entity is Florida SouthWestern State College Collegiate High School – Charlotte Campus and 080502.

Financial Condition and Management

Sections 10.854(1)(e)2. and 10.855(11), Rules of the Auditor General, require us to apply appropriate procedures and communicate whether or not the Charter School has met one or more of the conditions described in Section 218.503(1), Florida Statutes, and to identify the specific condition(s) met. In connection with our audit, we determined that the Charter School did not meet any of the conditions described in Section 218.503(1), Florida Statutes

Pursuant to Sections 10.854(1)(e)6.a. and 10.855(12), Rules of the Auditor General, we applied financial condition assessment procedures for the Charter School. It is management’s responsibility to monitor the Charter School’s financial condition, and our financial condition assessment was based in part on representations made by management and review of financial information provided by same.

Section 10.854(1)(e)3., Rules of the Auditor General, requires that we communicate any recommendations to improve financial management. In connection with our audit, we did not have any such recommendations.

Transparency

Sections 10.854(1)(e)7. and 10.855(13), Rules of the Auditor General, require us to apply appropriate procedures and communicate the results of our determination as to whether the School maintains on its Web site the information specified in Section 1002.33(9)(p), Florida Statutes. In connection with our audit, we determined that the School maintained on its Web site the information specified in Section 1002.33(9)(p), Florida Statutes.

Additional Matters

Section 10.854(1)(e)4., Rules of the Auditor General, requires us to communicate noncompliance with provisions of contracts or grant agreements, or abuse, that have occurred, or are likely to have occurred, that have an effect on the financial statements that is less than material but warrants the attention of those charged with governance. In connection with our audit, we did not note any such findings.

Purpose of this Letter

Our management letter is intended solely for the information and use of the Legislative Auditing Committee, members of the Florida Senate and the Florida House of Representatives, the Florida Auditor General, Federal and other granting agencies, the Board of Trustees, applicable management, and Charlotte County District School Board (Sponsor), and is not intended to be, and should not be, used by anyone other than these specified parties.


CliftonLarsonAllen LLP

Fort Myers, Florida
September 18, 2019